



2018-19
CALGARY FLAMES

MEDIA GUIDE

CALGARYFLAMES.COM

CALGARY 
FLAMES

RETRO JERSEY

ADIZERO
THE ONLY
AUTHENTIC



Fan Attic

**NOW AVAILABLE AT ALL RETAIL LOCATIONS AND
ONLINE AT FLAMESPORT.COM**



CALGARY FLAMES HOCKEY CLUB

Scotiabank Saddledome, P.O. Box 1540, Station M, Calgary, AB, Canada T2P 3B9

Phone: 403-777-2177 | Fax: 403-777-2199 | calgaryflames.com

CALGARY FLAMES 38TH SEASON | MEMBER OF THE NHL FOR 46 SEASONS

TABLE OF CONTENTS

| | | | |
|--|---------|---|---------|
| Club Directory | 2 | 2017-18 FLAMES VS NHL TEAMS | 185-215 |
| Media Guidelines Summary | 3 | ALL-TIME TEAM RECORDS | 216 |
| History of the Franchise | 4 | All-Time Team Records – Overall | 217 |
| Owners' Biographies | 5-8 | All-Time Records – Home and Road | 218-219 |
| Ken M. King | 9 | Overtime Results | 220-221 |
| John Bean | 10 | Month by Month All-Time Records | 222 |
| Monty Carter | 11 | Opening Game / Home Attendance | 223 |
| Hockey Club Personnel | 12-25 | Yearly Leaders | 224 |
| Hockey Club Office Staff | 26 | Penalty Shots | 225-226 |
| Hockey Hall of Fame | 27-30 | All-Time Leaders | 227-229 |
| NHL All-Star Selections | 31 | All-Time Top Seasons | 230-232 |
| Flames All-Time Trophy Winners | 32 | Career Scoring | 233-238 |
| Calgary Flames Foundation | 33-35 | Career Goaltenders | 239 |
| Community Relations | 36 | Lifetime Shutouts | 240-243 |
| Player Programs | 37-38 | Home & Away vs. NHL | 244-245 |
| The J.R. McCaig Memorial Award | 39 | All-Time Team Records | 246-247 |
| The Ralph T. Scurfield Humanitarian Award | 40 | All-Time Individual Records | 248-249 |
| The Muhammad Ali Sports Humanitarian Award | 41 | PLAYOFF RECORDS | 250 |
| The Dick Dillman Award | 41 | All-Time Playoff Results | 251-252 |
| THE PLAYERS | 43-85 | All-Time Playoff Overtime Games | 253 |
| IN THE SYSTEM | 86-103 | All-Time vs. Other Teams | 254 |
| 2018-19 Training Camp Roster | 104 | All-Time Playoff Leaders | 254-257 |
| Draft History | 105-111 | Playoff Team Records | 258-261 |
| Managers and Coaches History | 112 | Playoff Individual Records | 261-263 |
| Coaching Stats | 113 | All-Time Playoff Series Records | 264 |
| Captains/1000th Game/Retired Jerseys/Forever a Flame | 114 | All-Time Roster | 265-274 |
| FLAMES YEAR-BY-YEAR RESULTS | 115-153 | All-Time Sweater Roster | 275-279 |
| Game-by-Game Results | 154-169 | 2018-19 NHL On-Ice Officials | 279 |
| 2017-18 RESULTS | 170 | 2018-19 NHL Critical Dates Calendar | 280 |
| 2017-18 NHL Stats | 171 | Stockton Heat - AHL Affiliate | 282-285 |
| Highs & Lows | 172-174 | Kansas City Mavericks - ECHL Affiliate | 286-289 |
| 2017-18 Scoring Summary | 175 | Calgary Hitmen - WHL | 290-291 |
| 2017-18 Top Scorers | 176 | Calgary Roughnecks - NLL | 292-293 |
| Scoring Breakdown | 177-179 | Calgary Stampeders - CFL | 294 |
| 2017-18 Results Overall | 180-181 | Scotiabank Saddledome Seating Bowl and Ticket Options | 295 |
| 2017-18 Results Home/Results Road | 182-183 | 2018-19 Regular Season Schedule | 296 |
| 2018 Stanley Cup Results/Divisional Alignment | 184 | | |

EDITORS: Peter Hanlon, Sean Kelso, Dalton Ulrich, Megan Miles

STATISTICS CONTRIBUTORS: Elias Sports Bureau

PHOTOGRAPHY: Gerry Thomas, Brad Watson, Angela B Photography, Mark Eleven Photography, Jared Heynen, Bret Kenworthy, Jenn Pierce, Getty Images, Jordan Murph/ESPN Images

GRAPHIC DESIGN: Chris Huey, Colleen Little, Kimberley Colonna, Rheannon Telfer, Elvis Trakostanec

EDITORIAL ASSISTANCE: Janis Lee

The Calgary Flames Media Guide is published by the Calgary Flames Hockey Club.

Copyright 2018 Calgary Flames Hockey Club. All rights reserved.

The information and photos contained in this Media Guide cannot be used for commercial purposes without the prior written consent of the Calgary Flames Hockey Club.

CLUB DIRECTORY

OWNERS

N. Murray Edwards (Chairman), Alvin G. Libin, Allan P. Markin, Jeffrey J. McCaig, Clayton H. Riddell

EXECUTIVE

Vice Chairman & Chief Executive Officer Ken M. King
 President John Bean
 Chief Revenue Officer Monty Carter
 Chief Financial Officer Cameron Olson
 General Manager Brad Treiving
 V.P., Building Operations Libby Raines
 V.P., Finance Paul Kong
 V.P., Sports Property Sales & Marketing Gordon Norrie
 V.P., Sales, Ticket Operations & Customer Service Rollie Cyr
 V.P., Communications Peter Hanlon
 V.P., Business Development Jim Peplinski
 V.P., Technology and Food Services Ziad Mehio

HOCKEY CLUB PERSONNEL

General Manager Brad Treiving
 Sr. V.P., Hockey Operations Don Maloney
 Assistant GM Craig Conroy
 Assistant GM Brad Pascall
 Director, Hockey Administration Mike Burke
 Director, Hockey Analysis Chris Snow
 Director, Team Operations Sean O'Brien
 Director, Player Development Ray Edwards
 Player Development Ron Sutter
 Player Assistance Brian McGrattan
 Head Coach Bill Peters
 Associate Coach Geoff Ward
 Assistant Coaches Martin Gelin, Ryan Huska
 Assistant Coach, Video Jamie Pringle
 Goaltending Coach Jordan Sigalet
 Exec. Asst. to General Manager and
 Sr. V.P., Hockey Operations Brenda Koyich
 Exec. Asst. to Assistant General Managers Anita Cranston
 Director, Pro Personnel Derek MacKinnon
 Pro Scouts Steve Pleau, Eric Lacroix
 Head European Pro Scout Hakan Loob
 Director, Amateur Scouting Tod Button
 Assistant Directors, Amateur Scouting Fred Parker, Rob Sumner
 Amateur Scouts Mike Craig, Jim Cummins,
 Terry Doran, Ari Haanpaa, Bobbie Hagelin
 Reid Jackson, Darren Kruger, Patrick Lachance,
 Allister MacNeil, Robert Neuhauser,
 Billy Powers, Eric Soltys,

MEDICAL | TRAINING STAFF

Strength & Conditioning Coach Ryan van Asten
 Assistant Strength and Conditioning Coach Alan Selby
 Athletic Trainer/Physiotherapist Kent Kobelka
 Assistant Athletic Therapist Mike Gudmundson
 Rehabilitation Consultant Kevin Wagner
 Massage Therapist Domenic Manchisi
 Head Equipment Manager Mark DePasquale
 Assistant Equipment Manager Corey Osmak
 Dressing Room Attendant Ben Dumaine

Head Physician Dr. Ian Auld
 Team Physicians Dr. Jim Thorne, Dr. David Manning
 Team Orthopedic Physicians
 Dr. Richard Boorman, Dr. Stephen French
 Team Dentists Dr. Kristin Yont, Dr. Monty Gaur
 Mental Performance Dr. Matt Brown

STOCKTON HEAT

Chief Executive Officer Brian Petrovek
 Head Coach Cail MacLean
 Assistant Coach Domenic Pittis
 Assistant Coach Joe Cirella
 Goaltending Coach Colin Zulianello
 Video Analyst & Team Services Manager Kohl Schultz
 Strength & Conditioning Coach Rick Davis
 Head Athletic Therapist James Borrelli
 Head Equipment Manager Peter Bureaux
 Assistant Equipment Manager Mitch MacLeod

COMMUNICATIONS

VP, Communications Peter Hanlon
 Director, Communications & Media Relations Sean Kelso
 Coordinator, Public Relations Dalton Ulrich
 Communications Assistant Megan Miles

ADMINISTRATION AND OFFICE STAFF

Exec. Asst. to CEO/President/CRO Coralie Baun
 Senior Director, B.I. & Special Projects Deniece Kennedy
 Sr. Director, Human Resources Helen Pozsonyi
 Senior Director, Game Presentation, Events
 & Community Relations Geordie Macleod
 Senior Director, National Partnerships & Broadcast Kevin Gross
 Senior Director, Partnership Sales Leader Mark Stiles
 Executive Assistant, Marketing Lori McCarry
 Executive Assistant to VP,
 Sales, Customer Service & Ticketing Tracy Wood
 Director, Broadcast & Production Carlo Petrini
 Director, Retail Brent Gibbs
 Director, Digital Sales Jason Johnson
 Director, Ticketing, CRM & Retention Jason Kelly
 Director, Sales & Luxury Suites Marc Leost
 Director, Events & Business Development Charlotte Naumann
 Director, Digital Content/Social Media Ty Pilson
 Director, Marketing & Promotions Ryan Popowich
 Executive Director, Charitable Foundations
 & Community Investment Candice Goudie
 Manager, Executive Suites Luke Duaray
 Manager, Creative Services Chris Huey
 Manager, Information Technology Richard Tenhove

SCOTIABANK SADDLEDOME

VP, Building Operations Libby Raines
 Director, Building Operations Trent Anderson
 Sr. Director, Corporate Security Ken Thrower
 Manager, Security & Loss Prevention Bob Godun

AFFILIATES

Radio Affiliate The FAN 960 (960 AM)
 TV Affiliate Rogers Sportsnet, CBC-TV, TSN

MEDIA GUIDELINES



Peter Hanlon
VP, COMMUNICATIONS



Sean Kelso
DIRECTOR, COMMUNICATIONS
& MEDIA RELATIONS



Dalton Ulrich
COORDINATOR, PUBLIC
RELATIONS



Megan Miles
COMMUNICATIONS
ASSISTANT

REGULAR SEASON PRACTICE ACCESS

- Standard practice time will be 11:00 a.m. and game day skates at 10:30 a.m. Please note practice times may vary. We will make every effort to inform you in the event of a schedule change.
- The dressing room will remain closed before and during practice. When the dressing room door is closed, access is not permitted.
- Access to the dressing room will be granted following practice per NHL regulations: five minutes following first group of players (who participated in the practice) leaving the ice for no less than 30 minutes. In the event of a meeting, the dressing room will be open until the meeting begins and again following the meeting for at least 30 minutes.
- Media access is permitted in the main locker room and foyer.
- Media access to the home players' bench is not permitted during practice.
- Bill Peters will be available within 20 minutes following practice in a media conference format in a designated area near the dressing room. Individual interview (one-on-one) requests will only be granted in special circumstances and on advance notice.

GAME DAY AND POST-GAME

- On request, players will be available to the media for interviews for a 30 minute period up to 90 minutes prior to game time. Preferably, media interviews should be conducted following the morning practice.
- Requests for players/coaches for broadcast pre-tape interviews must be made to the communications department before 11:00 a.m. on game day. In the case of "quick hits," please provide with at least two minutes remaining in the period with a back-up option.
- Dressing room will open to media five minutes after the game with same areas as stated above available for interviews.

- Bill Peters will be available (in a media conference format) within 20 minutes of the conclusion of the game. The post-game media conference will take place in the media lounge. The dressing room will remain open during the coach's press conference.
- Please request credentials 24 hours in advance of the game you have been assigned to cover. In the case of full-time credential media, please inform us, when possible, if you are not attending a particular game.

PHOTOGRAPHY/TELEVISION CAMERAS

- Please follow credential guidelines outlined above. Freelance photographers will only be granted credentials when on assignment from a media outlet.
- Photographers/cameras are permitted to shoot Flames practice from the visiting team bench or stands only.
- Television rightsholders may place one handheld camera on the bench during warm-up once the players have taken the ice (local – home bench only).
- Photographers will be guaranteed one location for the first period. Other period shooting locations will be coordinated during the game. Please respect sight lines of spectators at all times.
- Any live news shots utilizing the playing surface as a backdrop must conclude 30 minutes before television broadcast begins.
- As per NHL policy, non-rightsholders are not permitted to record highlights during games. Highlights will be available through Telus Operations Center, 800-332-1083.

FLAMES MEDIA INFORMATION

- For information and times for Flames practices, news conferences and other events go to www.flamespr.com or call the Media Information Line at 403-777-3666 for a pre-recorded message.

PHONE 403-777-2177 **WEB** www.flamespr.com
MEDIA HOTLINE 403-777-3666 **TWITTER** @CgyFlamesPR
calgaryflames.com

*This is a summary of the comprehensive NHL media/broadcast access policies.

HISTORY OF THE FRANCHISE

The Calgary Flames will mark their 38th season and 39th year in Calgary with the 2018-19 NHL campaign.

For more than 30 years, the Calgary Flames have been electrifying hockey fans in southern Alberta. In that time, not only has the team established itself as a successful NHL franchise, but it has grown into a vital and integral part of our community. From their on-ice victories and awards to their off-ice charitable endeavours, the Flames have become one of the premier professional sports organizations in North America.

It all started in May of 1980 when Nelson Skalbania and a group of Calgary entrepreneurs consisting of Doc and B.J. Seaman, Harley Hotchkiss, Norm Green, Ralph Scurfield, and Norman Kwong announced the acquisition of the Atlanta Flames and declared their intention to relocate the franchise to Alberta. Calgarians lined up to support their new team. For the first time in NHL history, 755 standing-room season tickets were sold, generating a capacity crowd of 7,243 fans at the Stampede Corral for the Flames' inaugural game on October 9, 1980.

In their first decade, the Flames amassed an impressive record of milestones and achievements. The team made it to the postseason every year in the 1980s, capturing two Smythe Division championships, two Clarence Campbell Conference titles (1985-86, 1988-89), and two Presidents' Trophies (1987-88, 1988-89), and advancing twice to the Stanley Cup Final (1986, 1989), both times against the Montreal Canadiens. After falling to the Habs in five games in 1986, the Flames prevailed in a thrilling six-game series in 1989, becoming the only visiting team ever to win the Cup on Montreal Forum ice. Two of the players in that historic playoff run—Lanny McDonald (#9) and Mike Vernon (#30)—would ultimately have their jersey numbers retired by the organization, while two others—Al MacInnis (#2) and Joe Nieuwendyk (#25)—would be inducted into the "Forever a Flame" program.

The 1980s saw the Flames move out of the Corral and into the Saddledome. The state-of-the-art 16,683-seat facility built for the 1988 Winter Olympics officially opened its doors on October 15, 1983. That same year, the Calgary Flames Foundation was launched as the charitable arm of the club. Since its inception, the Foundation and its partners have raised millions of dollars for education, health and medical research, and amateur and grassroots sports.

The following decade was one of challenge and change for Flames as they sought to replicate their successes from the '80s. League-wide reorganization and realignment shifted the team into the Pacific Division in 1993, a move that obviously agreed with them—they finished the season in first place, capturing the first of two Pacific Division titles (1993-94 and 1994-95).

Another new project for the Flames in the '90s was the purchase of a local junior team, the Western Hockey League Calgary Hitmen. That affiliation continues today under the banner of the Calgary Sports and

Entertainment Corporation (CSEC). Launched in 2012, CSEC is now the parent company for five sports franchises owned by the corporation: the Flames, Calgary Hitmen, Calgary Roughnecks, Calgary Stampeders and the Stockton Heat of the American Hockey League. CSEC is also a proud partner and supporter of the Calgary Inferno of the CWHL since 2013 and the Kansas City Mavericks of the ECHL since 2017.

Moving into the new millennium brought new opportunities for the Flames, including a third appearance in the Stanley Cup Final in 2004. In that year's playoffs, Calgary eliminated three of the top teams in the League before taking on the Tampa Bay Lightning, losing in the last game of a hard-fought, seven-game series. Fans rallied behind their team by sporting red Flames jerseys, marking the beginning of the phenomenon known as the C of Red that remains a hallmark of Flames home games to this day.

The 2000s were also a decade of acknowledging those off the ice who have contributed so much to the team. Two Calgary legends were recognized by the Hockey Hall of Fame in 2006, when Flames co-owner Harley Hotchkiss was inducted in the Builder Category and broadcaster Peter Maher received the Foster Hewitt Memorial Award. In 2009, the Flames lost one of their own with the passing of co-owner Daryl "Doc" Seaman, who was also inducted by the Hall as a Builder in 2010.

Having passed the midway point of the 2010's, the Flames have already celebrated more extraordinary milestones. On November 26, 2010, the team recorded its 10,000th goal in franchise history, and later that season, they played their 3,000th NHL game. Then in 2011, the Flames hosted the Montreal Canadiens in the Heritage Classic at McMahon Stadium in front of 41,000 fans, a 4-0 victory that marked the first ever shutout in an NHL outdoor game.

Amid all the history, this decade has also been a time of looking forward for the Flames. Familiar faces have moved on while others have taken the reins. As a new group of talented players and coaches takes to the ice this year, they likewise take up the challenge of once again bringing a championship back to the city of Calgary and their fans.

CALGARY FLAMES OWNERSHIP GROUP



N. MURRAY EDWARDS

N. Murray Edwards is owner and Chairman of Edco Financial Holdings Ltd., a merchant banker since 1988. He is a leading investor in, and managing director and chairman of, numerous publicly traded companies including Canadian Natural Resources Limited and Ensign Energy Services Inc. Today, these companies employ over 25,000 individuals. He is also a chairman, director and co-owner of the Calgary Flames Hockey Club.

Mr. Edwards graduated with a Bachelor of Commerce from the University of Saskatchewan with Great Distinction and a Bachelor of Laws with Honours from the University of Toronto. After moving to Calgary in 1983, he became a lawyer and later a partner with Burnet, Duckworth & Palmer, a Calgary-based law firm.



ALVIN G. LIBIN

Alvin G. Libin is a native Calgarian with business interests in real estate, oil and gas and financial services. Mr. Libin is the President and Chief Executive Officer of Balmon Investments Ltd., a private management services and investment company. He has a strong commitment to the City of Calgary and to the Province of Alberta and has provided leadership in various volunteer positions.

In 2003, Mr. Libin and his wife Mona, through The Alvin and Mona Libin Foundation, established The Libin Cardiovascular Institute of Alberta in partnership with the University of Calgary and Alberta Health Services. Its mission is to provide world-class cardiovascular health care, education and research for southern Alberta. He also serves as a director on several corporate and community boards. Mr. Libin is an Officer of the Order of Canada and holds an Honorary Doctors of Laws degree from the University of Calgary. He was inducted into the Alberta Order of Excellence in 2004.

CALGARY FLAMES OWNERSHIP GROUP



CLAYTON H. RIDDELL 1937-2018

It is with great regret and deep sadness that the Calgary Flames acknowledge the passing of Clay Riddell.

His devotion to the organization for the last fifteen years as first a fan and then an integral part of the Ownership Group has meant everything to his partners, Mr. N. Murray Edwards, Mr. Alvin Libin, Mr. Allan Markin and Mr. Jeff McCaig, the organization and the entire community.

"We mourn the passing of a great man of industry, sports, philanthropy and human decency along with our city, province and country. His legacies to all of us are immeasurable.

"To his family our gratitude, respect and deepest sympathy." - Ken King, Vice Chairman & CEO.

Clayton H. Riddell was introduced as a new member of the Calgary Flames ownership group on August 29, 2003. His participation, combined with the ongoing commitment of the existing owners of the team and the community, provides strength, continuity and stability to the organization.

Mr. Riddell graduated from the University of Manitoba with a Bachelor of Science, Honors degree in Geology. Mr. Riddell was granted an Honorary Doctor of Science degree from the University of Manitoba, an Honorary Doctor of Laws degree from Carleton University, and an Honorary Bachelor of Business Administration degree from the Southern Alberta Institute of Technology.

Mr. Riddell was the Executive Chairman of the Board of Paramount Resources Ltd., a publicly traded oil and gas company. He was also Chairman of the Board of Perpetual Energy Inc.

In 2006, Mr. Riddell was inducted to the Calgary Business Hall of Fame and in 2008 he was made an Officer of the Order of Canada. Mr. Riddell received the Fraser Institute's T. Patrick Boyle Founder's Award in 2012, and in 2015 Mr. Riddell was inducted into the Canadian Petroleum Hall of Fame. In 2017 Mr. Riddell was made a Companion of the Order of the Canadian Business Hall of Fame.

Mr. Riddell was past president of the Canadian Society of Petroleum Geologists and past Chair of the Canadian Association of Petroleum Producers. He was associated with several other profit and non-profit organizations. He was Chair for the Shaw Charity Classic, the PGA Champions Tour golf event which staged its inaugural event in 2013. He was a resident of Calgary for many years.

CALGARY FLAMES OWNERSHIP GROUP



ALLAN P. MARKIN

Allan Markin is a native Calgarian and longtime philanthropist. He is a 1968 graduate of the University of Alberta with a Bachelor of Science Degree in Chemical Engineering. He became an owner of the Calgary Flames hockey club in 1994.

In 1989, together with Murray Edwards, Allan founded Canadian Natural Resources Limited. As Chairman, Allan was instrumental in growing the company from a small operation of six employees with limited capital to the largest oil and gas producer in Canada and one of the most successful operators in the world. Allan supported Canadian Natural's progressive and innovative corporate commitment to a health and wellness system for employees, which later evolved into the Pure North S'Energy Foundation.

A passionate advocate for better health, Allan stepped down as Chairman of Canadian Natural Resources Limited in 2012 to focus his energy on the wellness program he had founded at Pure North. Pure North is an innovative wellness program focused on the prevention of chronic disease, offering an individualized program that provides nutritional supplements, education and lifestyle advice to optimize nutrition and reduce the likelihood of illness in the future. Pure North puts in place the foundation for living a long and healthy life. To date, Pure North has engaged over 46,000 participants from all over western Canada with a special focus on vulnerable populations including seniors, fire and flood victims, homeless individuals and Aboriginal populations.

Pure North bases their practice and recommendations on the best available research. As such, research is a cornerstone of the Foundation both within the program and externally. Pure North prides itself on collaboration with many international experts, providing their data to researchers at the School of Public Policy and the Bone and Joint Institute at the University of Calgary, the School of Public Health at the University of Alberta, Harvard School of Public Health, and the Schools of Medicine at Boston University and Creighton University. Together they strive to educate the population on the importance of optimized nutrition and prevention.

Mr. Markin is a major supporter of the Alberta Project Promoting active Living & healthy Eating in Schools (APPLE Schools) program. The project has expanded since inception, and is now running in 62 Northern Alberta schools, both urban and rural and including First Nations populations. Under Mr. Markin's leadership The APPLE Schools Foundation, was established as a charitable organization, which supports Healthy Kids in Healthy Schools. APPLE Schools has scientifically proven they can increase student leadership skills and physical activity levels, improve healthy eating habits and reduce obesity and chronic disease in a cost effective manner. Mr. Markin's leadership has also helped the project expand its funding base to include government and corporate contributions.

In recognition of his tremendous support of education, Allan has received honorary degrees from the Universities of Alberta, Calgary, Lethbridge and St. Francis Xavier. Mr. Markin is a Founder of St. Mary's University and was bestowed an honorary fellowship from St. Mary's University in 2004. In accepting The Fraser Institute's T. Patrick Boyle Founder Award in 2010, Allan spoke of individual value and personal responsibility.

The Mayor of the City of Calgary bestowed him with the Citizen of the Year award for 2004 and he received the Alberta Centennial Medal in 2005. In July 2008, Mr. Markin was appointed as an Officer of the Order of Canada by the Governor General. He received The Alberta Order of Excellence in October 2008. In the fall of 2009, he was inducted into the Calgary Business Hall of Fame. In March 2012, Allan was recognized as the Canadian Business Leader of the Year Award by the Alberta School of Business of the University of Alberta. In the summer of 2012 Allan was presented with the Queen Elizabeth II Diamond Jubilee Medal.

Although diversified, his main philanthropic objective is to enhance education tied to health and wellness.

CALGARY FLAMES OWNERSHIP GROUP



JEFFREY J. MCCAIG

Jeffrey J. McCaig is Chairman of the Trimac Transportation group of companies. Trimac is one of the largest providers of bulk trucking services in North America and also provides complementary logistics services, including transload facility operations, distribution management, and freight brokerage.

Jeff has been with the Trimac Group of Companies since August 1983. He became President of Trimac Corporation in 1990 and was Chief Executive Officer from 1994 to 2015. Prior to joining Trimac in 1983, Mr. McCaig practiced law in Calgary, first as an associate of MacKimmie Matthews, then through Jeffrey J. McCaig Professional Corporation, focusing on corporate financing and securities. He continues to be a member of the Law Society of Alberta.

In addition to being a Director and chairing the Boards of the Trimac group of companies, Mr. McCaig is a Director and Chairman of MEG Energy, a Canadian oil sands company. He is also a Director and Chairman of Bantrel Company, an engineering, procurement and construction company in the energy sector and a Director and Co-owner of the Calgary Flames Hockey Club. He also serves as Chairman of the Flames Foundation For Life.

He obtained his undergraduate degree in Economics from Harvard; his law degree from Osgoode Hall Law School in Toronto, Canada; and his Master of Science in Management degree from the Sloan Program, Stanford University.

Jeff is married with three grown children and resides in Calgary, Alberta.

VICE CHAIRMAN AND CHIEF EXECUTIVE OFFICER



KEN M. KING

Ken King is the Vice Chairman and Chief Executive Officer of Calgary Sports and Entertainment Corporation; the company that encompasses the NHL Calgary Flames, the AHL Stockton Heat, the WHL Calgary Hitmen, the CFL Calgary Stampeders and the NLL Calgary Roughnecks.

Born and raised in Hanley, Saskatchewan, King is a strong believer in support for the community; he is involved with several organizations including the TELUS Community Board, the Calgary Sport Tourism Authority, Director of the Calgary Airport Authority and is a former Chairman of the Calgary Chamber of Commerce.

In 2005, King received an Alberta Centennial Medal for outstanding contributions to the province of Alberta. He also received an honorary doctorate degree from the University of Calgary in 2012 and an honorary degree from Mount Royal University in 2014.

Prior to joining CSEC in 2001, King enjoyed a 30-year career in the newspaper business that included senior executive positions in Canada's leading newspapers including President and Publisher of the Calgary Sun and Calgary Herald.

King and his wife Marilyn have two daughters and they are proud grandparents to Amanda's twin boys and Jocelin's son and daughter.

PRESIDENT**JOHN BEAN**

John Bean joined Calgary Sports and Entertainment Corporation (CSEC) in January 2010 in the role of Senior Vice President, Finance and Administration and CFO. Bean was named the Chief Operating Officer of CSEC in September 2013 and the President in July 2018. In his role as President, Bean is responsible for all aspects of operations for all four teams owned by CSEC including the Calgary Flames of the National Hockey League (NHL), the Calgary Stampeders of the Canadian Football League (CFL), the Calgary Roughnecks of the National Lacrosse League (NLL) and the Calgary Hitmen of the Western Hockey League (WHL). In the summer of 2013, Bean led the restoration and recovery of the Scotiabank Saddledome which was significantly impacted by the floods of 2013. In less than 70 days the entire event level of the Saddledome was stripped down to the concrete and rebuilt in time for the 2013-14 NHL hockey season.

Mr. Bean is a Governor on the NLL Board of Governors and serves as the Chairman of the NLL Audit, Finance, and Compensation Committee, is the Lead Governor on the CFL Board of Governors and a member of the CFL Audit and Finance Committee, is a Governor on the WHL Board of Governors and an Alternate Governor on the NHL Board of Governors. In addition, Mr. Bean is a member of the Board of Directors and Treasurer for the Calgary Flames Foundation for Life.

Prior to joining CSEC, Bean, a Chartered Accountant, held a variety of senior executive roles in the oil and gas services industry including Vice President, Finance with CCS Corporation Ltd. and Chief Financial Officer with Hazco Environmental Services Ltd.

Bean was born and raised in Saskatoon and attended the University of Saskatchewan. He and his wife Rhonda moved to Calgary in 1988 where they have raised two children. Bean enjoys golfing and spending time with his family.

CHIEF REVENUE OFFICER



MONTY CARTER

Monty Carter joined Calgary Sports and Entertainment Corporation (CSEC) in February 2018 in the role of Chief Revenue Officer. He is responsible for all revenue generation activities for all four teams owned by CSEC including the Calgary Flames (NHL), the Calgary Stampeders (CFL), the Calgary Roughnecks (NLL) and the Calgary Hitmen (WHL). Responsibilities include ticketing, sponsorship, food and beverage and retail across the enterprise.

Prior to joining CSEC, Monty held senior leadership roles with TELUS, IBM and Xerox responsible for sales and market development in Calgary, throughout Alberta and across Canada. Monty was born and raised in Calgary, and is a graduate of the University of Calgary. He has been active contributing in the not for profit areas of our city and is currently Chair of Tecterra, an organization dedicated to funding Geospatial start-ups across Canada. Monty is married to Linda and is the proud father of Lisa, Jaclyn and Michael.

HOCKEY CLUB PERSONNEL



BRAD TRELIVING - GENERAL MANAGER

Brad joined the Calgary Flames organization on April 28, 2014 and is now in his fifth season as the Flames General Manager after overseeing a Western Conference Semi-Final playoff finish in 2015. In his position with Calgary, he is responsible for all team personnel decisions, both players and staff; manage the amateur and pro scouting staffs; as well as other administrative duties required of the general manager. He is also responsible for all player personnel assignments with Flames' minor league affiliates.

Treliving served as the Vice President of Hockey Operations & Assistant General Manager with the Phoenix Coyotes for seven seasons prior to coming to Calgary. With Phoenix, Treliving worked on the day-to-day administration of the Coyotes' hockey operations. Treliving also served as General Manager of the club's American Hockey League affiliate, the Portland Pirates.

Prior to his role with the Coyotes, Treliving served as the President of the Central Hockey League (CHL) for seven years. During his tenure, he guided the CHL to remarkable growth and development including numerous successful expansion franchises. In 1996 Treliving co-founded the Western Professional Hockey League (WPHL) and served as the league's Vice President and Director of Hockey Operations for five seasons. The native of Penticton, BC played an integral role in the merger of the WPHL and the CHL in May 2001 upon which he began his tenure as President of the league.

Prior to his front office career, Treliving played five seasons of professional hockey from 1990-91 to 1994-95 in the IHL, the AHL and the ECHL. A defenceman, Treliving registered 17 goals and 85 assists for 102 points and 811 penalty minutes in 243 games in the ECHL. As a junior, he played in both the BCJHL and two years in the WHL.

Treliving and his wife Julie have two daughters, Ryann and Reese, and now reside in Calgary.

HOCKEY CLUB PERSONNEL



DON MALONEY - SENIOR VICE PRESIDENT, HOCKEY OPERATIONS

Don Maloney, a native of Lindsay, Ontario, enters his second season as Senior Vice President of Hockey Operations with the Flames.

Maloney originally joined the Flames in 2016 as a Pro Scout following nine seasons as Executive Vice President, General Manager and Alternate Governor of the Arizona Coyotes. In nine seasons as the Coyotes general manager, Maloney led the team to three postseason appearances and ranks first all-time in Coyotes franchise history in wins by a general manager.

Maloney received the inaugural NHL General Manager of the Year Award following the 2009-10 season after steering the Coyotes through a turbulent off-season and charting the course for the most successful regular season in franchise history.

Prior to joining the Coyotes in 2007, he spent the previous 10 seasons as a member of the New York Rangers' front office, most recently serving as the team's Vice President of Player Personnel and Assistant General Manager.

Maloney also served as Assistant General Manager for Team Canada squads that won gold medals at the 2003 and 2004 IIHF World Championship in Finland and Czech Republic, respectively.

Maloney's first front office position in the NHL was Assistant General Manager of the New York Islanders following his retirement as a player with the club on January 17, 1991. Maloney later served as General Manager from August 17, 1992 to December 2, 1995.

Maloney also served as Eastern Professional Scout for the San Jose Sharks during the 1996-97 season prior to joining the Rangers' front office.

The Rangers selected Maloney in the second round (26th overall) of the 1987 NHL Entry Draft. As a player, he registered 214 goals, 350 assists and 564 points and 815 penalty minutes in 765 regular season games over 13 NHL seasons with the Rangers, Hartford Whalers and Islanders. He also collected 22 goals, 35 assists and 57 points in 94 career Stanley Cup playoff games.

Maloney played in the NHL All-Star Game in 1983 and 1984. He was named Most Valuable Player of the 1984 All-Star Game.

Maloney received the Rangers' "Players Player" Award as voted by teammates on three occasions (1979-80, 1980-81, and 1986-87). He also won the Rangers' "Crumb Bum" Award for service to New York youngsters in 1984 and the team's Good Guy Award in 1981 for cooperation with the media.



CRAIG CONROY - ASSISTANT GENERAL MANAGER

Conroy is in his fifth season as the Flames Assistant General Manager after three seasons as the Special Assistant to the General Manager. He started his illustrious career at Clarkson University in his hometown of Potsdam, NY, before being drafted by the Montreal Canadiens in the 6th round (123rd overall) of the 1990 NHL Entry Draft. He finished his four years at Clarkson followed by three years split between Montreal and Fredericton.

At the start of the 1996 season, Conroy was traded to the St. Louis Blues where he spent the next five years of his career before being traded to the Calgary Flames in March 2001. During the 2001-02 season, he scored a career high 75 points, helping Jarome Iginla reach the 50 goal plateau for the first time in his career. Conroy continued to produce offensively and was a major contributor in the team's 2004 Stanley Cup Playoff run.

After signing with Los Angeles during the summer of 2004, Craig returned to the Flames on January 30, 2007. During his career, he amassed a total of 1009 games with 507 of those games being played in a Flames uniform. On October 28, 2010, he celebrated his 1000th career game in front of the hometown fans at the Scotiabank Saddledome before retiring from the NHL in February 2011 after 17 seasons spent with Montreal, St. Louis, Los Angeles and Calgary. During his career he recorded 542 points including 182 goals while notching another 30 points in 81 playoff games.

Craig and his wife Jessie have three daughters; Taylor, Sophia and Sydney.



BRAD PASCALL - ASSISTANT GENERAL MANAGER

Brad joined the Calgary Flames organization as Assistant General Manager on June 6, 2014 after serving as the Vice-President of Hockey Operations/Men's National Teams with Hockey Canada since 2010. He brings an abundance of experience building winning teams and developing players through his international hockey and gold medal successes at Hockey Canada. During his 18 years at Hockey Canada, he also served as Hockey Canada's Senior Director of Men's National Teams from 2006 to 2010 and held the title of Senior Director of Communications from 1998 to 2009.

Among his achievements, he played an instrumental role, as part of the management group with Steve Yzerman, for Canada's gold medal Men's Olympic Team at the 2014 Olympic Winter Games in Sochi, Russia. Four years earlier, he collected gold with the Men's Olympic Team at the 2010 Olympic Winter Games in Vancouver. He has also been the lead member of hockey operations and Assistant General Manager for Canada at the IIHF World Championship in 2011, 2012, 2013 and 2014 and directed and led Canada's National Junior Team as the team's General Manager to gold medals at the 2007, 2008 and 2009 IIHF World Junior Championships and a silver medal in 2010. Brad's gold medal collection as the head of team hockey operations also includes the Canada/Russia Super Series in the summer of 2007 and with Canada's National Men's Summer Under-18 Team at the 2006, 2012, 2013 and 2014 Ivan Hlinka events featuring Canada's best under-18 players

Prior to advancing to the lead position with hockey operations, he led the communications and media relations for Canada's national teams at the 2002 and 2006 Olympic Winter Games, the 2004 World Cup of Hockey, eight IIHF World Championships (1998, 2000, 2001, 2002, 2003, 2004, 2005, 2008), four IIHF World Junior Championships (1999, 2003, 2005, 2006) and two IIHF World Women's Championships (2000, 2004) and was Coordinator of Media Relations for Canada at the 1996 World Cup of Hockey.

Drafted by the Buffalo Sabres in the fifth round (103rd overall) of the 1990 NHL Entry Draft, Pascall played two seasons in the AHL with Rochester and two seasons in the ECHL with South Carolina and Birmingham after four seasons (1988-92) at the University of North Dakota. He and his wife, Cassie and daughter Brooke make Calgary their home year round.

HOCKEY CLUB PERSONNEL



MIKE BURKE - DIRECTOR, HOCKEY ADMINISTRATION

The 2018-19 NHL season represents Mike Burke's thirty-sixth year with the Calgary Flames. Since the start of the 1994-95 campaign, when Burke moved to the hockey department and was promoted to his current position, he has been responsible for the administration of the hockey club. He works closely with General Manager Brad Treliving in managing many facets of the Flames hockey operations. Burke's vast experience in hockey-related issues has made him a valuable part of the hockey staff. His main responsibilities include salary cap management, scheduling, contract research, analysis and negotiation, player assignments, preparation of salary arbitrations, liaison between the NHL and the Flames regarding all aspects of hockey administration, monitoring collective bargaining issues and helping coordinate the day-to-day operations of the Club.

Prior to his current appointment, Burke was responsible for the Club's media relations and communications. A graduate of the Public Relations program at Mount Royal College, Burke began his sports administration career with the Saskatoon Blades (WHL) in 1980 before serving two seasons as General Manager of a minor-pro team in the Montreal Expos' organization. He has often worked with the NHL in both NHL All-Star Games and NHL Stanley Cup Final events. In 1996, Burke was added as a member of Team Canada's hockey operation staff for the World Cup of Hockey tournament.

A native of Plato, Saskatchewan, Burke has two boys Keaton and Reid.



CHRIS SNOW - DIRECTOR, HOCKEY ANALYSIS

Chris Snow is in his 8th season as the Calgary Flames' director of hockey analysis and 12th season in the NHL. In this role Chris has created and managed the Flames' hockey research and development department, overseeing data collection, data analysis, and the creation of a comprehensive, proprietary database. He utilizes data to support several aspects of the Flames' hockey operation, including player identification, roster decisions, and game strategy. Additionally, Chris negotiates the Flames' NHL player contracts, leads the club's salary arbitration efforts, and scouts the NHL and AHL.

He previously worked as director of hockey operations for the Minnesota Wild between 2006 and 2010. Before entering the hockey business Chris worked as an NHL and MLB beat writer, covering the Minnesota Wild for the Minneapolis Star Tribune and the Boston Red Sox for the Boston Globe.

A native of Melrose, Massachusetts, Chris earned degrees in journalism and policy studies at Syracuse University. Chris resides in Calgary with his wife, Kelsie, son, Cohen, and daughter, Willa.

HOCKEY CLUB PERSONNEL



BILL PETERS - HEAD COACH

On April 23, 2018, Bill Peters became the franchise's 19th head coach. Peters joins the Flames after spending the past four seasons as the head coach with the Carolina Hurricanes.

Born in Three Hills, Alberta and raised in Killam, Peters brings 21 years of coaching experience to the club. Prior to serving with the Hurricanes, the 53-year-old was an assistant coach with the Detroit Red Wings from 2011-12 through the 2013-14 season. Before that, he led the American Hockey League's Rockford IceHogs for three campaigns from 2008-09 through 2010-11.

He began his coaching career as an assistant coach with the Spokane Chiefs of the Western Hockey League for the 1999-00 season through 2001-02. He accepted his first head coaching job when he took over for the University of Lethbridge Pronghorns for three seasons starting in 2002-03. After that, he went back to Spokane as the Chiefs' head coach in 2005-06. In 2007-08, he guided Spokane to an Ed Chynoweth Cup WHL championship and a Memorial Cup championship.

Peters played college hockey in Alberta for two seasons at Augustana and one for the Red Deer College Kings where they won the 1989 ACAC championship.

Peters has an extensive international coaching resume. He was the head coach for Canada's national team competing at the 2018 IIHF World Championship. Prior to that, he was an assistant coach with Canada's championship team at the 2016 World Cup of Hockey. He also captured a gold medal as head coach of Canada's national team at the 2016 IIHF World Championship and also won a gold medal as an assistant coach in 2015. He won a gold medal at the 2008 Ivan Hlinka Memorial tournament, where he was head coach of Canada's National Men's Summer Under-18 team, and a silver medal as an assistant coach with Team Pacific at the 2005 World Under-17 Hockey Challenge.

Bill and his wife Denise have two children: Aleze and Ayden.

BILL PETERS CAREER COACHING RECORD

| SEASON | TEAM | LEAGUE | TYPE | GP | W | L | T | OTL | PCT | RESULT |
|---------|---------------------|------------|-------------|------------|------------|------------|----------|-----------|--------------|------------------|
| 1996-97 | Spokane Chiefs | WHL | Assistant ‡ | | | | | | | |
| 1999-00 | Spokane Chiefs | WHL | Assistant | | | | | | | |
| 2000-01 | Spokane Chiefs | WHL | Assistant | | | | | | | |
| 2001-02 | Spokane Chiefs | WHL | Assistant | | | | | | | |
| 2004-05 | U. of Lethbridge | CWUAA | Head | 35 | 5 | 28 | 2 | 0 | 0.171 | |
| 2005-06 | Spokane Chiefs | WHL | Head | 72 | 25 | 39 | 0 | 8 | 0.403 | Out of Playoffs |
| 2006-07 | Spokane Chiefs | WHL | Head | 72 | 36 | 28 | 0 | 8 | 0.556 | Lost in round 1 |
| 2007-08 | Spokane Chiefs | WHL | Head | 72 | 50 | 15 | 0 | 7 | 0.743 | Won Championship |
| 2008-09 | Rockford IceHogs | AHL | Head | 80 | 40 | 34 | 0 | 6 | 0.538 | Lost in round 1 |
| 2009-10 | Rockford IceHogs | AHL | Head | 80 | 44 | 30 | 0 | 6 | 0.588 | Lost in round 1 |
| 2010-11 | Rockford IceHogs | AHL | Head | 80 | 38 | 33 | 0 | 9 | 0.531 | Out of Playoffs |
| 2011-12 | Detroit Red Wings | NHL | Assistant | | | | | | | |
| 2012-13 | Detroit Red Wings | NHL | Assistant | | | | | | | |
| 2013-14 | Detroit Red Wings | NHL | Assistant | | | | | | | |
| 2014-15 | Carolina Hurricanes | NHL | Head | 82 | 30 | 41 | 0 | 11 | 0.433 | Out of Playoffs |
| 2015-16 | Carolina Hurricanes | NHL | Head | 82 | 35 | 31 | 0 | 16 | 0.524 | Out of Playoffs |
| 2016-17 | Carolina Hurricanes | NHL | Head | 82 | 36 | 31 | 0 | 15 | 0.530 | Out of Playoffs |
| 2017-18 | Carolina Hurricanes | NHL | Head | 82 | 36 | 35 | 0 | 11 | 0.506 | Out of Playoffs |
| | TOTAL | NHL | Head | 328 | 137 | 138 | 0 | 53 | 0.498 | |

‡ Midseason Replacement

HOCKEY CLUB PERSONNEL



GEOFF WARD - ASSOCIATE COACH

Geoff Ward joins the Flames after spending the past three seasons with the New Jersey Devils as their assistant coach.

Ward, a native of Waterloo, Ontario, brings a decade of NHL coaching experience to the Flames. Prior to the last three years with New Jersey, he served as the Boston Bruins assistant coach for seven seasons including winning the Stanley Cup in 2011 and another finals appearance in 2013.

The 56-year-old started his coaching career as an assistant at the University of Waterloo in 1989 and remained there for three years. In 1993-94, he guided the Waterloo Siskins to a MWJHL championship. In 1994-95 he signed on as the head coach of the OHL's Kitchener Rangers for four seasons and finished his OHL coaching career as the head coach with the Guelph Storm in 1998-99. Following that, he spent one year coaching in the East Coast League as the head coach of Arkansas in 1999-00. He moved on to the AHL as an assistant in Hamilton and later became the head coach guiding them to the Calder Cup Finals in 2002-03 and was named the Louis A.R. Pieri AHL coach of the year. He finished his AHL coaching career as head coach of the Edmonton Roadrunners in 2004-05 after the team moved from Toronto. He has also been a head coach in Germany on three separate occasions (2000-01, 2006-07 and 2014-15) including winning the DEL Championship and being named coach of the year with Adler Mannheim in 2014-15 before returning to the NHL.

Geoff and his wife Carolyn have two sons, Cody and Sawyer, and two daughters, Kylie and Hannah.



RYAN HUSKA - ASSISTANT COACH

Huska joins the Flames coaching staff as an assistant coach after four seasons as head coach of the Flames affiliate in Stockton and Adirondack. A native of Trail, BC, Huska has been coaching for 16 years after a nine-year playing career in the WHL, IHL and AHL, including one NHL game with the Chicago Blackhawks.

The 42-year-old Huska was originally drafted by Chicago in the third round of the 1993 NHL Draft. He played four years with the Western Hockey League's Kamloops Blazers where he won three Memorial Cups in 1992, 1994 and 1995. After his junior career, he spent three seasons with the IHL's Indianapolis Ice, one year with the AHL's Lowell Lock Monsters and concluded his playing career in the AHL with Springfield in 1999-00 accumulating over 300 professional games. He started his coaching career back in the WHL as an assistant for the Kelowna Rockets from 2002 to 2007 before being named the head coach from 2007 to 2014, and won his fourth Memorial Cup in 2004. He was named as the Flames AHL affiliate head coach in Adirondack in 2014-15 before the team moved to its current location in Stockton where he has been the bench boss for the last three seasons. Internationally Huska has twice been an assistant coach with Team Canada at the IIHF World Junior Championship capturing silver and bronze medals.

Ryan and his wife Denise have one son, Luke and daughters, Hanna and Olivia.

HOCKEY CLUB PERSONNEL



MARTIN GELINAS - ASSISTANT COACH

Martin Gelinás is in his seventh season as an assistant coach with the Calgary Flames. Prior to joining the Flames, Gelinás served as the Director of Player Development for the Nashville Predators, joining the staff following his retirement as a player in 2009.

In his 19-year NHL career, Gelinás played in 1,273 games (74th all-time at the start of this season) and scored 660 points. He played the 2002-03 and 2004-05 seasons with the Flames, and tied an NHL record by scoring three playoff series-clinching goals in the same year – including two in overtime – during the Flames' 2004 Stanley Cup run (and joining Ken Linseman in the record book in the process). "The Eliminator," as Gelinás was known, is one of just a handful of players to have reached the Stanley Cup Finals with four different teams; the left-winger won a Stanley Cup in 1990 as a member of the Edmonton Oilers and also played in the NHL Finals in 1994 and 2002. He also played two professional seasons in Switzerland (2004-05 and 2008-09).

A native of Shawinigan, Quebec, Gelinás made a splash in 1987–88 with the Hull Olympiques of the QMJHL with a 63-goal, 131-point campaign. He was named CHL Rookie of the Year in the process and selected seventh overall by the Los Angeles Kings in the 1988 NHL Entry Draft. But Gelinás never suited up for the Kings. Two months after the draft, on August 9, 1988, he was included in the celebrated "Gretzky Trade" that sent Gelinás, Kings centre Jimmy Carson, the team's first round picks in the 1989, 1991 and 1993 entry drafts, and a reported \$15 million cash to Edmonton in exchange for Wayne Gretzky, Mike Krushelnyski and Marty McSorley.

Gelinás played six games for the Oilers in 1988 before being re-joining the Olympiques. In his first full NHL season in 1989-90, Gelinás had 25 points in 46 games, and won the Stanley Cup as Edmonton defeated the Boston Bruins in five games. Along with Joe Murphy and Adam Graves, he helped make up the popular Oilers' forward line known as "The Kid Line." Gelinás was the last player from the 1980s Oilers' dynasty active in the NHL.

He was traded to the Quebec Nordiques during the 1993 NHL Entry Draft and played 31 games for Quebec before being claimed on waivers by the Vancouver Canucks. Gelinás was a major factor in Vancouver's 1994 postseason run losing in seven games in the Stanley Cup Finals to the New York Rangers. He and goaltender Kirk McLean were traded to the Carolina Hurricanes on January 3, 1998, where he spent five seasons before joining the Calgary Flames. He went on to play a year in Switzerland during the 2004-05 season before signing with the Florida Panthers for the 2005-06 and 2006-07 seasons. He concluded his NHL career in 2007-08 as a member of the Nashville Predators, where his season was cut short by a knee injury. He was Nashville's Masterton Trophy nominee that year.

Gelinás and his family have lived in Calgary since 2002. He and his wife, Jane, have three children – a son, Matthew, and daughters Cameron and Morgan.

HOCKEY CLUB PERSONNEL



JAMIE PRINGLE - ASSISTANT COACH, VIDEO

Jamie Pringle, a native of Picton, Ontario is in his eighth season with the Flames coaching staff after three seasons as the video coach with the Florida Panthers. Prior to that, Pringle spent the 2006-07 and 2007-08 season as the video coach for Hockey Canada. He was part of the staff for all international events including winning gold at the 2007 IIHF World Championship and winning gold at the 2007 and 2008 IIHF World Junior Championships. Pringle worked with Brent Sutter during the 2008 World Junior team Super Series against Russia. Pringle spent the 2004-05 and 2005-06 seasons as the assistant coach with the Kingston Frontenacs (OHL) after four seasons as the assistant coach with the Belleville Bulls (1999-2004) where he helped earn the OHL title in 1999.

Jamie and his wife Karen have two children: Brendan and Brooke.




JORDAN SIGALET - GOALTENDING COACH

Sigalet is entering his fifth season as the Flames goaltending coach after spending three seasons as the goaltending coach with Calgary's AHL affiliate in Abbotsford. Prior to that, Sigalet was the goaltending coach with the Everett Silvertips (WHL) for two seasons.

Jordan was originally drafted from Victoria (BCHL) by the Boston Bruins in the 2001 NHL Entry Draft and played one game and backed up 10 games for the Bruins during the 2005-06 season. He spent four years at Bowling Green University (CCHA) where he was a CCHA All-Star (2003 and 2004), won the Terry Flanagan Award for perseverance, was team captain his senior year and was a top 10 Hobey Baker Finalist in addition to being nominated for an ESPY in the "Comeback Player of the Year" category. He spent three seasons with the Providence Bruins, Boston's AHL affiliate, and was the recipient of the Fred Hunt Memorial Trophy before concluding his playing career in Vienna, Austria in 2009.

Jordan and his wife Lindsay have two sons, Jaxon and Maddox, and a daughter, Sloane, and reside in Calgary.

HOCKEY CLUB PERSONNEL



RYAN VAN ASTEN - STRENGTH AND CONDITIONING COACH

Ryan van Asten is in his fifth season as the Flames Strength and Conditioning Coach and is responsible for coordinating the overall strength and conditioning program for all of the players in the Flames organization.

Prior to joining the Flames, van Asten spent three seasons with the Los Angeles Kings as their Strength and Conditioning Coach, winning two Stanley Cups in 2012 and 2014. He was also the Head Strength and Conditioning Coach and Coordinator for Hockey Canada and the Canadian Sport Centre – Calgary where he was part of the 2010 Olympic gold medal championship women's hockey team in Vancouver. Along with the Olympic gold medal, van Asten was fortunate to be a part of three World Championship teams and multiple (10) World Cup medal winners in hockey and luge.

van Asten is a graduate of the University of Calgary where he earned a Master of Science degree in Neuromuscular Physiology. He also holds a Bachelor of Science degree in Life Sciences and a Bachelor of Physical and Health Education degree from Queen's University in Kingston, Ontario. He is a Certified Strength and Conditioning Specialist (NSCA) and a Certified Exercise Physiologist (CSEP).

Ryan and his wife Jackie reside in Calgary.



ALAN SELBY - ASSISTANT STRENGTH COACH


Alan Selby is entering his first season as Assistant Strength Coach for the Flames. Prior to coming to Calgary, Alan spent two seasons as the head Strength Coach for the Stockton Heat, the American Hockey League affiliate to the Calgary Flames.

Alan Selby is a certified Strength and Conditioning Coach and Exercise Physiologist. After completing his undergrad in Kinesiology he went on to complete a Masters Degree in Exercise Physiology at the University of Calgary. While attending the U of C he gained experience working with world class athletes and learning from some of the nation's best Olympic Strength Coaches.

Since completing his degree, Alan has spent years working with pro hockey players in the private and professional setting. Prior to his time with the Stockton Heat, Alan held the position of Head Strength and Conditioning Coach at Hill Academy, an independent school for student athletes, where he was part of their historic undefeated season which made them the number one rated lacrosse school in North America.

Alan resides in Calgary with his wife Ayana.

HOCKEY CLUB PERSONNEL



KENT KOBELKA - HEAD ATHLETIC THERAPIST

Kent Kobelka is entering his eighth season with the Calgary Flames and first as the team's Head Therapist. He has spent the past five seasons as the rehabilitation physiotherapist for the Flames. He also acted as the medical coordinator for Hockey Canada for the past five years and was a consultant for the Canadian Sports Institute for three years where he treated Olympic athletes from several different winter sports.

Kobelka graduated from the University of British Columbia with a BSc. in Physical Therapy. He worked with the University of BC Thunderbirds Hockey Club for three seasons. He then went on to work with the Canadian Alpine ski team where he was the medical coordinator for Alpine Canada. He has been to three Olympic Winter Games, one with Alpine Skiing in Torino in 2006 and two with Canada's Men's hockey team where he was a part of the staff that won gold in Vancouver in 2010 and in Sochi in 2014. He has worked with Canada's National Men's hockey team over the past decade and has been a therapist of several championship teams winning a gold medal with Canada's Men's World Championship team in Moscow in 2007 and at the IIHF World Junior Championship in the Czech Republic 2008 and in Toronto/Montreal 2015. Kobelka was also the therapist at the Spengler Cup when Canada won the tournament in 2012.

A native of Revelstoke B.C. Kent currently resides in Calgary with his wife, Wendy and their two children, Christopher and Charley.



MIKE GUDMUNDSON - ASSISTANT ATHLETIC THERAPIST

Gudmundson is in his fourth season with the Flames after spending the last ten seasons in the CFL with the Calgary Stampeders including the last three as the team's Head Athletic Therapist.

He was a part of the medical team when the Stamps won the Grey Cup in 2008 and 2014.

Gudmundson's career as an athletic therapist began with the University of Manitoba Bisons football team while he was earning his Bachelor of Exercise and Sport Science degree, where he made the Dean's Honour List. He also has an Education degree from the University of Calgary.

Gudmundson is a certified athletic therapist in the Canadian Athletic Therapy Association as well as a certified first responder. He has worked with numerous sports organizations including the Calgary Canucks Junior 'A' hockey team, Team Alberta at the Canada Winter Games, and Team Canada at the 2013 Spengler Cup in Davos, Switzerland.

He also spends time as a supervisor for the U of C and Mount Royal University athletic therapy programs where he supervises and assists students as they pursue careers in Athletic Therapy.

He is a native of Arborg, Manitoba and now lives in Cochrane with his wife Nadine and their yellow lab, Kenzie.

HOCKEY CLUB PERSONNEL



KEVIN WAGNER - REHABILITATION CONSULTANT

This will be Kevin's fourth season with the Calgary Flames. He began working in the sports therapy field in 1990 as the Assistant Trainer with the Edmonton Eskimos. In 1995 Kevin joined Hockey Canada in the role as Head Trainer/Therapist with the Mens' National Team program. He then went on to become the Head Trainer/Therapist with the Ottawa Senators from 1997 to 2002 and attended the 1998 Nagano Winter Olympics as part of the medical staff for the Mens' Olympic Hockey Team. Since 2002, Kevin has spent time as a Physiotherapist/Athletic Therapist with various sports organizations including the Toronto Maple Leafs, Canadian Soccer Association, Canadian Luge Association and the Canadian Bobsleigh teams. In 2012 Kevin joined the Canadian Sport Institute Calgary full time and continues to work with development and therapy for national team athletes based out of the WinSport Medical Clinic.



DOMENIC MANCHISI - MASSAGE THERAPIST

Domenic Manchisi is entering his fourth season with the Calgary Flames. He has worked with Canada's National Women's Hockey team for nine years. He helped Canada win gold at the 2010 Olympic winter games in Vancouver, BC and 2014 Olympic winter games in Sochi, Russia. He also helped Canada win gold in 2007 and 2012 IIHF World Women's Championships and claimed silver medals in 2008, 2009, and 2013. He worked with the CFL's Toronto Argonauts for the 2014 and 2015 seasons. Domenic is also an owner and registered massage therapist at a multi-disciplinary clinic in Oakville, ON. He holds a bachelor of physical education with honours in kinesiology from Brock University and is certified in medical acupuncture. Domenic lives with his wife Sonia and their three children, daughter Mia, and two sons Adriano and Theodore.

HOCKEY CLUB PERSONNEL



MARK DEPASQUALE - HEAD EQUIPMENT MANAGER

Head Equipment Manager Mark DePasquale enters his thirteenth season with the Calgary Flames. The 2018-19 season will mark his 25th NHL season. He was a member of the Chicago Blackhawks organization from 1989-1996/2001-2006 serving as the Assistant Equipment Manager. Mark moved to Arizona in 1996 to spearhead the Jeremy Roenick Foundation that raised money for multiple charities in the greater Phoenix area. Mark also served as an Assistant Equipment Manager for the Chicago Wolves (IHL) for the 2000-2001 season. Mark has worked the 1991 and 2008 NHL All-Star games as well as the 2001 IHL All-Star Game.

Internationally, Mark represented Easton Hockey at the 2010 Winter Olympic Games in Vancouver. Mark also served as the Equipment Manager for Team USA at the 2014, 2016 and 2018 IIHF World Championships in Belarus, Russia and Denmark. He also served as Equipment Manager for Team North America at the 2016 World Cup of Hockey in Toronto.

On December 31, 2017 Mark hit the 1,500th game milestone for NHL games worked.

Mark is a graduate of the University of Illinois-Chicago with a Bachelor of Science in Kinesiology. Mark and his wife Kelly reside in Calgary and have a son and daughter who are twins.



COREY OSMAK - ASSISTANT EQUIPMENT MANAGER

Corey Osmak starts his ninth season with the Calgary Flames after spending four years as the Assistant Equipment Manager with the Los Angeles Kings. Prior to that, he spent five years as the Head Equipment Manager of the Manitoba Moose in the American Hockey League and farm team of the Vancouver Canucks. He got started in the business with the Regina Pats of the Western Hockey League for two seasons before moving to Winnipeg. After playing four years at University of Minnesota-Duluth, he was drafted by the Hartford Whalers in the 1990 NHL Entry Draft.

Corey and his wife Tami reside in Calgary. Son Joshua attends the University of Alberta in Edmonton. Daughter Breanne and husband Dyllon reside in Little Rock, Arkansas with their daughter Paislee, first grandchild for Corey and Tami.

HOCKEY CLUB PERSONNEL



KEN M. KING
PRESIDENT & CEO



BRAD TRELIVING
GENERAL MANAGER



DON MALONEY
SR. V.P., HOCKEY OPERATIONS



CRAIG CONROY
ASSISTANT GENERAL MANAGER



BRAD PASCALL
ASSISTANT GENERAL MANAGER



MIKE BURKE
DIRECTOR,
HOCKEY ADMINISTRATION



CHRIS SNOW
DIRECTOR, HOCKEY ANALYSIS



SEAN O'BRIEN
DIRECTOR, TEAM OPERATIONS



RAY EDWARDS
DIRECTOR, PLAYER
DEVELOPMENT



RON SUTTER
PLAYER DEVELOPMENT



BRIAN McGRATTAN
PLAYER ASSISTANCE



BRENDA KOYICH
EXECUTIVE ASSISTANT TO
GM AND SR. V.P., HOCKEY
OPERATIONS



ANITA CRANSTON
EXECUTIVE ASSISTANT
TO ASSISTANT GENERAL
MANAGERS



BILL PETERS
HEAD COACH



GEOFF WARD
ASSOCIATE COACH



MARTIN GELINAS
ASSISTANT COACH



RYAN HUSKA
ASSISTANT COACH



JAMIE PRINGLE
ASSISTANT COACH, VIDEO



JORDAN SIGALET
GOALTENDING COACH



RYAN VAN ASTEN
STRENGTH & CONDITIONING
COACH



ALAN SELBY
ASSISTANT STRENGTH &
CONDITIONING COACH



KENT KOBELKA
ATHLETIC TRAINER/
PHYSIOTHERAPIST



MIKE GUDMUNDSON
ASSISTANT ATHLETIC
THERAPIST



KEVIN WAGNER
REHABILITATION CONSULTANT



DOMENIC MANCHISI
MASSAGE THERAPIST



MARK DePASQUALE
HEAD EQUIPMENT MANAGER



COREY OSMAK
ASSISTANT EQUIPMENT
MANAGER



BEN DUMAINE
DRESSING ROOM ATTENDANT



DR. IAN AULD
HEAD PHYSICIAN



DR. JIM THORNE
TEAM PHYSICIAN

HOCKEY CLUB PERSONNEL



DR. RICHARD BOORMAN
TEAM PHYSICIAN



DR. STEPHEN FRENCH
TEAM PHYSICIAN



DR. DAVID MANNING
TEAM PHYSICIAN



DR. KRISTIN YONT
TEAM DENTIST



DR. MONTY GAUR
TEAM DENTIST



DR. MATT BROWN
MENTAL PERFORMANCE



DEREK MacKINNON
DIRECTOR, PRO PERSONNEL



STEVE PLEAU
PRO SCOUT



ERIC LACROIX
PRO SCOUT



HAKAN LOOB
HEAD EUROPEAN PRO SCOUT



TOD BUTTON
DIRECTOR, AMATEUR SCOUTING



FRED PARKER
ASSISTANT DIRECTOR,
AMATEUR SCOUTING



ROB SUMNER
ASSISTANT DIRECTOR,
AMATEUR SCOUTING



JIM CUMMINS
AMATEUR SCOUT



MIKE CRAIG
AMATEUR SCOUT



TERRY DORAN
AMATEUR SCOUT



ARI HAANPAA
AMATEUR SCOUT



BOBBIE HAGELIN
AMATEUR SCOUT



REID JACKSON
AMATEUR SCOUT



DARREN KRUGER
AMATEUR SCOUT



PATRICK LACHANCE
AMATEUR SCOUT



ALLISTER MacNEIL
AMATEUR SCOUT



ROBERT NEUHAUSER
AMATEUR SCOUT



BILLY POWERS
AMATEUR SCOUT



ERIC SOLTYS
AMATEUR SCOUT



GAIL MacLEAN
HEAD COACH
STOCKTON



DOMENIC PITTIS
ASSISTANT COACH
STOCKTON



JOE CIRELLA
ASSISTANT COACH
STOCKTON



COLIN ZULIANELLO
GOALTENDING COACH
STOCKTON



KOHL SCHULTZ
VIDEO ANALYST /
TEAM SERVICES
MANAGER,
STOCKTON



RICK DAVIS
STRENGTH &
CONDITIONING
COACH, STOCKTON



JAMES BORRELLI
HEAD ATHLETIC
THERAPIST
STOCKTON



PETER BUREAUX
EQUIPMENT
MANAGER
STOCKTON



MITCH MACLEOD
ASSISTANT
EQUIPMENT
MANAGER
STOCKTON

HOCKEY CLUB OFFICE STAFF



JOHN BEAN
CHIEF OPERATING OFFICER



MONTY CARTER
CHIEF REVENUE OFFICER



CAMERON OLSON
CHIEF FINANCIAL OFFICER



ROLLIE CYR
VP, SALES, TICKET OPERATIONS
& CUSTOMER SERVICE



GORDON NORRIE
VP, SPORTS PROPERTY
SALES & MARKETING



PETER HANLON
VP, COMMUNICATIONS



JIM PEPLINSKI
VP, BUSINESS DEVELOPMENT



LIBBY RAINES
VP, BUILDING OPERATIONS



PAUL KONG
VP, FINANCE



ZIAD MEHIO
VP, TECHNOLOGY &
FOOD SERVICES



HELEN POZSONYI
SENIOR DIRECTOR,
HUMAN RESOURCES



KEVIN GROSS
SENIOR DIRECTOR,
NATIONAL PARTNERSHIPS
& BROADCAST



DENIECE KENNEDY
SENIOR DIRECTOR, BUSINESS
INTELLIGENCE & SPECIAL
PROJECTS



GEORDIE MACLEOD
SENIOR DIRECTOR,
GAME PRESENTATION, EVENTS
& COMMUNITY RELATIONS



CARLO PETRINI
SENIOR DIRECTOR, BROADCAST
& PRODUCTION



MARK STILES
SENIOR DIRECTOR,
PARTNERSHIP SALES LEADER



KEN THROWER
SENIOR DIRECTOR,
CORPORATE SECURITY



TRENT ANDERSON
DIRECTOR, BUILDING
OPERATIONS



BRENT GIBBS
DIRECTOR, RETAIL



JASON JOHNSON
DIRECTOR,
DIGITAL SALES



JASON KELLY
DIRECTOR, TICKETING, CRM
& RETENTION



MARC LEOST
DIRECTOR, SALES &
LUXURY SUITES



CHARLOTTE NAUMANN
DIRECTOR EVENTS &
BUSINESS DEVELOPMENT



TY PILSON
DIRECTOR, DIGITAL CONTENT/
SOCIAL MEDIA



RYAN POPOWICH
DIRECTOR, MARKETING &
PROMOTIONS



CANDICE GOUDIE
EXECUTIVE DIRECTOR,
CHARITABLE FOUNDATIONS &
COMMUNITY INVESTMENT



LUKE DAURAY
MANAGER,
EXECUTIVE SUITES



BOB GODUN
MANAGER, SECURITY
& LOSS PREVENTION



CHRIS HUEY
MANAGER,
CREATIVE SERVICES



RICHARD TENHOVE
MANAGER, INFORMATION
TECHNOLOGY



SERGEI MAKAROV - INDUCTED 2016 - PLAYER 1989-93

Born on June 1, 1958 in Chelyabinsk, USSR, Makarov first gained prominence by starring for Russia and winning gold at the 1977 and 1978 World Junior Championships. The skilled winger also participated in 11 World Championships, capturing gold eight times; the 1984 and 1987 Canada Cups; three Olympic tournaments where he twice took home the gold medal; four NHL tours by the Red Army; and the 1987 Rendez-vous series against the NHL All-Stars.

During this time, he was often teamed with Vladimir Krutov and Igor Larionov on the feared 'KLM Line,' arguably the world's best unit at that time. Sergei won the Izvestia Trophy nine times as the top scorer in the Soviet league.

Originally drafted 241st overall by the Calgary Flames in 1983, Makarov was one of the first Soviet stars to join the NHL when he made his debut in 1989-90. Oddly enough, his first duty with his new club took place in the USSR during the Friendship Tour which saw the Flames play several Soviet clubs as part of their exhibition season. When the NHL season began, the veteran sniper had little difficulty adjusting. He recorded 86 points (24 goals and 62 assists) and was presented with the Calder Trophy as the league's best rookie.

Makarov continued to produce points with the Flames for three more years, accumulating 94 goals and 198 assists for 292 points in 297 games, before being traded to the Hartford Whalers in June 1993. A few days later, he was sent to the San Jose Sharks where he was reunited with Igor Larionov to start the 1993-94 season. He sat out the 1995-96 season then signed as a free agent with the Dallas Stars, but played just four games in 1996-97 before joining Fribourg Gotteron of the Swiss League to complete the season.

Sergei Makarov scored 134 goals and 250 assists for 384 points in 424 regular season NHL games, and added 12 goals and 11 assists in 34 playoff games. In 519 games in the Soviet Championship League, he recorded 322 goals, 388 assists for 710 points. In 2001, Sergei was inducted into the IIHF Hall of Fame and in 2008, he was named to the IIHF All Centennial Team.

PHIL HOUSLEY - INDUCTED 2015 - PLAYER 1994-96, 1998-2001

Drafted in the first round, 6th overall, in the 1982 NHL Draft by the Buffalo Sabres, Phil Housley moved directly to the NHL at age 18 and was runner-up for the Calder Memorial Trophy as the NHL's top rookie in 1983. After eight seasons with the Sabres, the native of Saint Paul, Minnesota played three years with the Winnipeg Jets and another with the St. Louis Blues before being acquired by the Calgary Flames on July 4, 1994. In his first of two stints with the Flames, Housley recorded 24 goals and 95 points

in 102 games split over two seasons. He rejoined Calgary to start the 1998-99 season and recorded 26 goals and 143 points over his next 226 games with the Flames. Housley's last season as a member of the Flames ended in 2000-01, and he finished his career in 2002-03 as a member of the Toronto Maple Leafs. In all, Housley scored 50 of his 338 career goals and 238 of his 1,232 points with the Flames, and represented Calgary at the 2000 NHL All-Star Game, one of seven career appearances.

DOUG GILMOUR - INDUCTED 2011 - PLAYER, 1988-92

On June 28, 2011, it was announced that Douglas Robert Gilmour would be honoured with induction into the Hockey Hall of Fame. He was born June 25, 1963 in Kingston, Ontario, and had a 20-year NHL career.

In 1980-81, his first year with the Cornwall Royals (OHL), Gilmour was 5'9" and 150 pounds. After an early injury curtailed his effectiveness in Cornwall's 1981 Memorial Cup championship, he returned to score 46 goals and 119 points in 1981-82.

Cornwall repeated as Memorial Cup champions and Gilmour, who had been passed over in his first year of draft eligibility, was selected by the St. Louis Blues in the seventh round, 134th overall. He was returned to junior hockey by the Blues for the 1982-83 season and set the OHL on fire with 70 goals and 177 points, capturing the Eddie Powers Trophy as the OHL's leading scorer. He set a record with a 55 consecutive game scoring streak and was named the league's most valuable player.

St. Louis signed him and he joined the team two weeks before the 1983-84 season. The Blues' captain at the time, Brian Sutter, nicknamed Gilmour 'Killer' for his intensity.

After three full seasons hovering around 50 points, Gilmour began to play a more open game and during the 1986 playoffs, he had 21 points in 19 games when the Blues came within a game of advancing to the Stanley Cup Final. The next season, 1986-87, he finished the regular schedule with a career-high 42 goals and 105 points and was selected to represent Team Canada at the 1987 Canada Cup. He scored two important goals in the series against the Soviet Union and was instrumental in Canada's victory at the tournament.

After another solid season in St. Louis, Gilmour was traded to the Calgary Flames at the beginning of the 1988-89 campaign. In Calgary, Gilmour continued his strong play in the playoffs, adding 22 points in 22 games as the Flames won the Stanley Cup in 1989. Gilmour scored the series-winning goal in Game Six of the Final against Montreal. Halfway through the 1991-92 season he was traded to the Toronto Maple Leafs in a blockbuster deal involving 10 players; the largest trade in league history.

Gilmour set a Leafs franchise record with 127 points in his first full season with Toronto in 1992-93. He became only the second Leaf after Darryl Sittler to register over 100 points in a season and also led the team to within a game of the Stanley Cup Final, placing second in playoff scoring and leading the league with 25 assists. Gilmour placed second to Mario Lemieux in the race for the Hart Trophy as the league's most valuable player but won the Selke Trophy as the top defensive forward, a remarkable achievement for a player with such offensive numbers.

Gilmour had 111 points the next season, earning his second consecutive spot in the All-Star Game. He once again led the Leafs to the semi-finals in the playoffs. Gilmour was named the team captain in 1994-95 before the lockout-shortened season and remained a popular player in Toronto even as the team began to struggle. When the Leafs went into rebuilding mode midway through the 1996-97 season, Gilmour was sent to the New Jersey Devils. He spent one full season with the defence-oriented Devils and was signed as a free agent by the Chicago Blackhawks in the summer of 1998.



DOUG GILMOUR (CONTINUED)

In the spring of 2000, he was traded to the Buffalo Sabres, then signed on as a free agent with the Montreal Canadiens in October 2001 and went on to play parts of two seasons with the Habs before he was dealt back to Toronto at the trade deadline in 2003.

He officially announced his retirement on September 8, 2003. Gilmour registered 1,414 points on the strength of 450 goals and 964 assists in 1,474 regular season games. He added 188 points (60 goals and 128 assists) in 182 playoff games.

On January 31, 2009, Gilmour became the 17th player to be honoured by the Toronto Maple Leafs when his number 93 was raised to the rafters of the Air Canada Centre.

JOE NIEUWENDYK - INDUCTED 2011 - PLAYER, 1986-95

On June 28, 2011, it was announced that Joe Nieuwendyk would be honoured with induction into the Hockey Hall of Fame. Born in Oshawa, Ontario on September 10, 1966, and then raised in neighbouring Whitby, Joe Nieuwendyk played college hockey at Cornell University in New York State. Nieuwendyk spent three years on the Ivy League school's team and was twice named to the ECAC's First All-Star Team (1986 and 1987). He was also selected as an All-American in both years.

In 1985, after Nieuwendyk's freshman year at Cornell, the Calgary Flames were sufficiently impressed to draft him in the second round, 27th overall. In his first full season as a Flame (1987-88), the young centre scored 51 goals and 92 points, becoming only the second NHL player after Mike Bossy to score 50 goals in his rookie season. Nieuwendyk's totals also included an eye-popping 31 power-play goals and 8 game-winners, and he was rewarded with the Calder Trophy as the league's top rookie.

In Nieuwendyk's second season with the Flames he won the Stanley Cup, again scoring 51 goals. In 1991, he was named captain of the Flames. When knee problems prevented Nieuwendyk from playing early in the 1995-96 season, the Flames found few takers on the trade market. Finally, in December 1995, the Flames traded Nieuwendyk to the Dallas Stars for Jarome Iginla and Corey Millen.

Nieuwendyk missed most of the 1998 playoff due to a knee injury. However, in 1999, his health and luck returned as Nieuwendyk scored 6 game-winning goals in the playoffs to lead the Stars to victory over the Buffalo Sabres in the Stanley Cup Finals. That spring, he was recipient of the Conn Smythe Trophy as the playoff MVP.

Nieuwendyk went on to play parts of two more seasons with the Stars before he was traded to the New Jersey Devils. Following his arrival in New Jersey, Nieuwendyk reached numerous milestones, including the 500-goal plateau, 500 assists and 1,000 points.

In 2003, Nieuwendyk earned his third career Stanley Cup ring despite missing the Devils' Final due to injury. Later that summer he signed as a free agent with the Toronto Maple Leafs where he suited up for one season before opting to move on to the Florida Panthers in the summer of 2005.

Nieuwendyk's first season with the Florida Panthers saw the centre tally 56 points in 65 games, however, the club failed to qualify for the playoffs that spring. Due to chronic back problems, Nieuwendyk retired three months into his second season with the Panthers.

Joe Nieuwendyk left the NHL as one of the most respected players of his time, collecting 564 goals and 562 assists for 1,126 points through 1,257 regular season games. In playoff action, he added 66 goals and 50 assists for 116 points in 158 games.

Besides three Stanley Cup championships, Nieuwendyk won the Calder Trophy in 1988, the King Clancy Trophy (for dedication to his community) in 1995 and the Conn Smythe Trophy in 1999.

On the international stage, Nieuwendyk represented Canada at the 1986 World Junior Championships, at the 1990 World Championships, and is a two-time member of Canada's Winter Olympic team (1998 and 2002).

DARYL K. "DOC" SEAMAN - INDUCTED 2010 - OWNER, 1980-2009

On June 22, 2010, it was announced that Daryl K. "Doc" Seaman, a founding owner of the Calgary Flames, would be inducted into the Builder Category in the Hockey Hall of Fame.

Doc Seaman was born in Rouleau, Saskatchewan. He became one of Alberta's most successful oilmen and industrialists through his company, Bow Valley Industries, along with many other ventures. He and his brothers, B.J. and Don Seaman, were among the first wave of adventurous oilmen who pioneered the industry after the Second World War. Doc Seaman's war record was itself remarkable; he flew 82 successful combat missions out of North Africa as a sub-hunting pilot, earning a Government of France citation for bravery.

An original Calgary Flames owner, Doc Seaman followed the team passionately. Besides bringing the Flames to Calgary, he was a key player in building the Saddledome and bringing the 1988 Olympic Winter Games to Calgary.

A true hockey fan, Doc Seaman joined a small group of visionaries to save Canadian hockey from mediocrity at a time when the European game was becoming dominant. Canada's five straight junior hockey gold medal wins have their roots in Project 75, now called the Seaman Hotchkiss Hockey Foundation. He was a strong supporter of Hockey Canada's grassroots development program.

Among his numerous awards and achievements, Doc Seaman was the founding governor of the Hockey Canada Foundation in 1979; named an Officer, Order of Canada in 1993; elected to the Alberta Sports Hall of Fame in 2007; and received the Alberta Order of Excellence in 2008.

Doc Seaman became the second member of the Flames ownership group to be elected to the Hockey Hall of Fame. Harley N. Hotchkiss received the honour as a member of the Class of 2006. Daryl K. "Doc" Seaman passed away on Sunday, January 11, 2009, at the age of 86.



AL MACINNIS - INDUCTED 2007 - PLAYER, 1981-94

On November 12, 2007, Al MacInnis became the 10th member in the history of the Calgary Flames organization to be honoured with induction into the Hockey Hall of Fame.

Born Allan MacInnis on July 11, 1963, in Port Hood, Nova Scotia, he played junior hockey for the Kitchener Rangers beginning in 1980-81. During the summer of 1981, MacInnis was drafted in the first round, 15th overall, by the Flames. Although he played a handful of games for the Flames in both 1981-82 and 1982-83, MacInnis continued his junior career, which included a Memorial Cup championship in 1982.

After spending the early part of the 1983-84 season with the CHL's Colorado Flames, MacInnis became a full-time member of the Calgary

Flames blue line later that season, playing 51 games and scoring 11 goals and 34 assists for 45 points.

MacInnis spent 13 seasons with Calgary before moving to St. Louis, but left Alberta having evolved into one of the most effective defencemen in the NHL. While with the Flames, he played in eight All-Star Games, but more importantly, was a key component of a Stanley Cup championship for Calgary in 1989, the first in franchise history. For his contributions in the playoffs that spring, including 7 goals and 24 assists in 22 games, MacInnis was awarded the Conn Smythe Trophy. In 803 games played, MacInnis recorded 822 points as a member of the Flames. He also holds the career franchise record for assists (609).

HARLEY N. HOTCHKISS - INDUCTED 2006 - OWNER, 1980-2011

On June 28, 2006, Flames co-owner Harley Hotchkiss received the prestigious honour of election to the Hockey Hall of Fame. Hotchkiss, the youngest of six children, was raised on a farm near Tillsonburg, Ontario. He spent his winters on the pond playing hockey, emulating his beloved Toronto Maple Leafs. His idol was Syl Apps. In addition to dreaming of playing in the NHL, the young Hotchkiss also planned a second career in the business world, just in case. The game of hockey was the beneficiary of Harley's practical side as he used his business success to ensure the growth and development of hockey in Canada.

An original member of the Flames ownership group, Harley Hotchkiss was among the group of local businessmen who introduced the National Hockey League to the City of Calgary in the spring of 1980. The pinnacle of their storied history occurred in 1989 when the Flames captured the Stanley Cup. Of his numerous contributions to the game, one of his most notable efforts and role on behalf of the NHL were to find a resolution to the NHL labour dispute that forced the cancellation of the 2004-05 season. Hotchkiss served six two-year terms as chairman of the NHL Board of Governors.

Harley Hotchkiss was an avid supporter of Hockey Canada and through his efforts the Flames continue to make annual financial contributions to Hockey Canada for the development and growth of the game. With the investment in bringing the NHL to Calgary, the purchase of the Flames funded the creation of the Centre of Excellence that offered coaching clinics, research in hockey development and sports injuries as well as athletic scholarships to Canadian universities. The introduction of Project 75, now known as the Seaman Hotchkiss Hockey Foundation, contributed over \$8 million that is distributed by Hockey Canada to benefit the game throughout the country.

His involvement in hockey reached from the grassroots to the top branch. As a young college athlete at Michigan State University, Harley Hotchkiss was a member of the 1950 Spartans varsity hockey club. His generosity for other like-minded hockey people was continuously demonstrated through his contributions for the construction of hockey arenas throughout Canada including Fox Valley, Saskatchewan, and Aylmer, Ontario. Harley Hotchkiss passed away on Wednesday, June 22, 2011.

PETER MAHER - INDUCTED 2006 - PLAY-BY-PLAY

Calgary Flames play-by-play man Peter Maher was honoured by the Hockey Hall of Fame as the winner of the 2006 Foster Hewett Memorial Award. Maher was the voice of the Flames from 1981 until his retirement following the 2013-14 season. A native of Campbellton, New Brunswick, Maher's success as a hockey play-by-play voice led to his induction into the New Brunswick Sports Hall of Fame in 1996. Maher has also called

World Championship games, six NHL All-Star games, and the Stanley Cup Finals in 1980, 1986, 1989 and 2004.

The award, named in honour of the late Foster Hewitt, is presented in recognition of members of the radio and television industry who have made outstanding contributions to their profession and to the game of hockey.

CLIFF FLETCHER - INDUCTED 2004 - GENERAL MANAGER, 1972-91

After an outstanding 48-year career that continues in the NHL, Cliff Fletcher was elected to the Hockey Hall of Fame as a Builder in 2004. Fletcher began his hockey career in 1956 with the Montreal Canadiens organization, starting as a scout under Sam Pollock. He joined the St. Louis Blues, eventually earning the role of Assistant General Manager, and helped manoeuvre the Blues into the Stanley Cup Final during the first three years of the franchise's existence. Fletcher was hired as the inaugural General Manager of the Atlanta Flames. He helped orchestrate the franchise's subsequent move from Atlanta to Calgary in time for the 1980-81 season. During Fletcher's regime with the Flames, his teams made the playoffs 16 straight seasons and finished first in their division in 1987-88, 1988-89 and 1989-90. In 1988-89, the Calgary Flames won the Stanley Cup.

Lured to Toronto in 1991, Fletcher spent six seasons as chief operating officer, president and general manager of the Maple Leafs. He was named the 1993 Executive of the Year by The Hockey News. As a team, Toronto improved by an incredible 32 points from 67 points in 1991-92 to a franchise-high 99 points in 1992-93. Following two seasons with the Tampa Bay Lightning as senior advisor to the General Manager, Fletcher was hired by the Phoenix Coyotes as executive vice-president and general manager. He is currently a senior advisor for the Toronto Maple Leafs.



GRANT FUHR - INDUCTED 2003 - PLAYER, 1999-2000, GOALTENDING CONSULTANT, 2000-02

Following a career that saw him attain over 400 NHL wins and amass five Stanley Cup championships, fittingly, Grant Fuhr was elected to the Hockey Hall of Fame in his first year of eligibility. Although all five Cups (1984, 1985, 1987, 1988, 1990) were collected while backstopping the Edmonton Oilers, Fuhr completed his career as a member of the Calgary Flames.

On October 22, 1999, the Flames defeated the Florida Panthers and Fuhr attained his 400th career win and became only the sixth goaltender in NHL history to reach that milestone. Fuhr's accomplishments include six All-Star Game appearances, Vezina Trophy (1987), Jennings Trophy (1994) and two Canada Cup titles (1984 and 1987).

JOE MULLEN - INDUCTED 2000 - PLAYER, 1985-90

In 345 career games with Calgary (1985-86 to 1989-90), Mullen recorded 388 points (190 G, 198 A). In 17 NHL seasons (1979-80 to 1996-97) with St. Louis, Calgary, Pittsburgh and Boston, the three-time Stanley Cup winner recorded 1,063 points (502 G, 561 A) in 1,062 games.

Mullen played in three NHL All-Star games (1989, 1990 and 1994). He has won the Lady Byng Trophy (1987, 1989), NHL First All-Star Team (1989), NHL +/- Leader (1989), and the Lester Patrick Trophy (1995).

MICHEL GOULET - INDUCTED 1998 - SCOUT, 2010-16

Michel Goulet, a native of Peribonka, Quebec, played 1,089 regular season NHL games scoring 548 goals, 604 assists for 1,152 points and 825 penalty minutes. He started his pro career with the Birmingham Bulls in the World Hockey Association in 1978-79. Following the NHL/WHA merger, Goulet was declared eligible for the 1979 Entry Draft and was selected by the Quebec Nordiques. He spent 11 seasons with the Nordiques before being traded to the Chicago Blackhawks during the 1989-90 season. Goulet was inducted into the Hockey Hall of Fame in 1998, alongside former teammate Peter Stastny.

Goulet's number 16 was retired by the Nordiques before a large crowd at le Colisée de Québec where he enjoyed his most productive years. Goulet won two Stanley Cups with the Colorado Avalanche in 1996 and 2001 as director of player personnel.

GUY LAPOINTE - INDUCTED 1993 - ASSISTANT COACH & SCOUT, 1990-99

Lapointe played 16 seasons in the NHL with the Montreal Canadiens, St. Louis Blues and Boston Bruins. One of the great players in the history of the game, Lapointe captured six Stanley Cup championships with the Canadiens (1971, 1973, 1976, 1977, 1978 and 1979). Lapointe, along

with teammates Serge Savard and Larry Robinson, formed one of the top defence corps in the NHL. In 884 career games, Lapointe recorded 622 points (171 G, 451 A).

LANNY MCDONALD - INDUCTED 1992 - PLAYER, 1981-89, MANAGEMENT, 1989-2003

On September 21, 1992, Lanny McDonald became the first Calgary Flames player to be inducted into the Hockey Hall of Fame. McDonald finished his NHL career with 500 goals, 506 assists and 1,006 points in 1,111 games—all milestone achievements. He played 492 career games with the Flames recording 406 points (215 G, 191 A). McDonald won the

Bill Masterton Trophy (1982-83), the King Clancy Memorial Trophy (1987-88) and was named NHL Man-of-the-Year in 1988-89. He still holds the Flames record for most goals in a season (66 G, 1982-83) and scored the go-ahead goal in Calgary's Stanley Cup clinching win at Montreal in 1989.

BOB JOHNSON - INDUCTED 1992 - HEAD COACH, 1982-87

Robert "Badger Bob" Johnson was one of hockey's greatest boosters both in Calgary and throughout North America. He led Calgary to the franchise's first 40-win season in 1984-85 and posted a Flames coaching record of 193-155-52 in 400 games. Johnson posted a career coaching record of

234-188-58 with Calgary (1982-83 to 1986-87) and Pittsburgh (1990-91). He led the Penguins to a Stanley Cup championship in 1991. "It's a great day for hockey" is a remark hockey fans will always remember.

GLENN HALL - INDUCTED 1975 - GOALTENDING CONSULTANT, 1988-2000

During his 18 seasons in the NHL, Glenn "Mr. Goalie" Hall posted a 2.51 GAA and was consistently recognized as a top goaltender, being selected to the All-Star Team 11 times. Hall led the NHL in shutouts for six seasons, including his rookie campaign when he won the Calder Trophy and had 84 regular season career shutouts. Hall still holds the record

for most consecutive games by a goaltender, with 502, and appeared in 906 league games. He captured three Vezina Trophies, the Conn Smythe Trophy, one Stanley Cup and 13 All-Star Game appearances. In 1988 the Chicago Blackhawks retired Hall's jersey.



NHL ALL-STAR SELECTIONS

PLAYERS VOTED TO END OF SEASON 1ST OR 2ND ALL-STAR TEAM

| | |
|-------------------------|-----------------------|
| JAROME IGINLA | 2008-09 (Calgary) 1st |
| | 2007-08 (Calgary) 1st |
| | 2003-04 (Calgary) 2nd |
| | 2001-02 (Calgary) 1st |
| DION PHANEUF | 2007-08 (Calgary) 1st |
| MIIKKA KIPRUSOFF | 2005-06 (Calgary) 1st |
| AL MacINNIS | 1993-94 (Calgary) 2nd |
| | 1990-91 (Calgary) 1st |
| | 1989-90 (Calgary) 1st |
| | 1988-89 (Calgary) 2nd |
| | 1986-87 (Calgary) 2nd |
| JOE MULLEN | 1988-89 (Calgary) 1st |
| HAKAN LOOB | 1987-88 (Calgary) 1st |

| | |
|-----------------------|-----------------------|
| THEOREN FLEURY | 1994-95 (Calgary) 2nd |
| GARY SUTER | 1987-88 (Calgary) 2nd |
| LANNY McDONALD | 1982-83 (Calgary) 2nd |
| BRAD McCRIMMON | 1987-88 (Calgary) 2nd |
| MIKE VERNON | 1988-89 (Calgary) 2nd |

YOUNG STARS GAME

| | |
|---------|------------------|
| 2003-04 | Matthew Lombardi |
| 2002-03 | Jordan Leopold |
| 2001-02 | Robyn Regehr |

NHL ALL-ROOKIE TEAMS

| | | | |
|---------|-----------------|---------|----------------|
| 2014-15 | Johnny Gaudreau | 1987-88 | Joe Nieuwendyk |
| 2005-06 | Dion Phaneuf | 1985-86 | Gary Suter |
| 1997-98 | Derek Morris | 1983-84 | Hakan Loob |
| 1996-97 | Jarome Iginla | 1983-84 | Jamie Macoun |
| 1989-90 | Sergei Makarov | | |

ALL-STAR GAME APPEARANCES

| | |
|---------|--|
| 2017-18 | Johnny Gaudreau, Mike Smith |
| 2016-17 | Johnny Gaudreau |
| 2015-16 | Mark Giordano, Johnny Gaudreau |
| 2014-15 | Mark Giordano, Johnny Gaudreau |
| 2011-12 | Jarome Iginla |
| 2008-09 | Jarome Iginla |
| 2007-08 | Jarome Iginla (Named Team Captain for Western Conference), Dion Phaneuf |
| 2006-07 | Miikka Kiprusoff, Dion Phaneuf |
| 2003-04 | Jarome Iginla |
| 2002-03 | Jarome Iginla |
| 2001-02 | Jarome Iginla |
| 1999-00 | Valeri Bure, Phil Housley |
| 1998-99 | Theoren Fleury |
| 1997-98 | Theoren Fleury |
| 1996-97 | Theoren Fleury |
| 1995-96 | Theoren Fleury |
| 1994-95 | No All-Star Game |
| 1993-94 | Al MacInnis, Joe Nieuwendyk |
| 1992-93 | Gary Roberts, Mike Vernon |
| 1991-92 | Gary Roberts, Al MacInnis, Theoren Fleury |
| 1990-91 | Al MacInnis, Theoren Fleury, Gary Suter, Mike Vernon |

| | |
|---------|--|
| 1989-90 | Al MacInnis, Joe Mullen, Joe Nieuwendyk, Mike Vernon |
| 1988-89 | Joe Mullen, Gary Suter, Joe Nieuwendyk, Mike Vernon |
| 1987-88 | Al MacInnis, Brad McCrimmon, Gary Suter, Joe Nieuwendyk, Mike Vernon |
| 1986-87 | Rendezvous '87 |
| 1985-86 | Gary Suter |
| 1984-85 | Al MacInnis, Paul Reinhart |
| 1983-84 | Lanny McDonald |
| 1982-83 | Lanny McDonald |
| 1981-82 | Pekka Rautakallio |
| 1980-81 | Kent Nilsson |
| 1979-80 | Kent Nilsson (Atlanta) |
| 1978-79 | Challenge Cup |
| 1977-78 | Bill Clement (Atlanta) |
| 1976-77 | Tom Lysiak, Eric Vail (Atlanta) |
| 1975-76 | Curt Bennett, Tom Lysiak (Atlanta) |
| 1974-75 | Curt Bennett, Tom Lysiak (Atlanta) |
| 1973-74 | Al McDonough (Atlanta) |
| 1972-73 | Randy Manery (Atlanta) |

FLAMES ALL-TIME TROPHY WINNERS



NHL PLAYER FOUNDATION AWARD
OUTSTANDING CHARITABLE AND COMMUNITY WORK
2015-16 | Mark Giordano
2003-04 | Jarome Iginla




MARK MESSIER LEADERSHIP AWARD
BEST LEADER
2008-09 | Jarome Iginla




JACK ADAMS AWARD
COACH OF THE YEAR
2014-15 | Bob Hartley



VEZINA TROPHY
BEST GOALTENDER
2005-06 | Miikka Kiprusoff



WILLIAM M. JENNINGS TROPHY
FEWEST GOALS AGAINST
2005-06 | Miikka Kiprusoff



MAURICE "ROCKET" RICHARD TROPHY
MOST GOALS
2003-04 | Jarome Iginla
2001-02 | Jarome Iginla



LESTER B. PEARSON AWARD
MVP-VOTED BY PLAYERS
2001-02 | Jarome Iginla



ART ROSS TROPHY
MOST POINTS
2001-02 | Jarome Iginla



BILL MASTERTON TROPHY
DEDICATION
1995-96 | Gary Roberts
1982-83 | Lanny McDonald



CONN SMYTHE TROPHY
PLAYOFF MVP
1988-89 | Al MacInnis



LADY BYNG TROPHY
SPORTSMANSHIP COMBINED WITH HIGH LEVEL OF PLAY
2016-17 | Johnny Gaudreau
2014-15 | Jiri Hudler
1988-89 | Joe Mullen
1986-87 | Joe Mullen
1978-79 | Bob MacMillan



KING CLANCY AWARD
HUMANITARIAN CONTRIBUTION
2003-04 | Jarome Iginla
1994-95 | Joe Nieuwendyk
1987-88 | Lanny McDonald



CALDER MEMORIAL TROPHY
TOP ROOKIE
1989-90 | Sergei Makarov
1987-88 | Joe Nieuwendyk
1985-86 | Gary Suter
1976-77 | Willi Plett
1974-75 | Eric Vail

ALKA-SELTZER TROPHY PLUS/MINUS AWARD - 1990-91 | Theoren Fleury (tie) 1988-89 | Joe Mullen 1987-88 | Brad McCrimmon

CALGARY FLAMES FOUNDATION



BECAUSE OF YOU, OVER \$4 MILLION IS DONATED ANNUALLY TO SOUTHERN ALBERTA

The Calgary Flames Foundation strives to improve the lives of southern Albertans through the support of health and wellness, education and amateur and grassroots sports. Thank you for your support of the Calgary Flames' charitable arm.



CALGARY FLAMES FOUNDATION



WHAT WE DO

OUR THREE PILLARS

The Calgary Flames Foundation has several annual commitments in support of Education, Health and Wellness, and Amateur and Grassroots Sports.

This year the Calgary Flames Foundation distributed over \$2.6 million to annual projects and to donations to southern Alberta charities in need.



HEALTH + WELLNESS

2017-18:

\$1,363,994



EDUCATION

2017-18:

\$169,925



AMATEUR + GRASSROOTS SPORTS

2017-18:

\$1,153,588

GRAND TOTAL: \$2,687,507

CALGARY FLAMES FOUNDATION



flames **evenstrength** program
CALGARY FLAMES FOUNDATION



HOCKEY CALGARY



HOCKEY CALGARY



REMOVING BARRIERS

MAKING HOCKEY MORE ACCESSIBLE TO FAMILIES
IN CALGARY AND SURROUNDING AREAS.

FLAMES EVENSTRENGTH PROGRAM

Flames EvenStrength Program (FESP) in partnership with Hockey Calgary and KidSport Calgary helps to alleviate the cost of playing hockey for children in our community facing financial barriers to participating in organized sports.

Access to hockey in Calgary and Area has never been better. If you want to play, we want to help make it happen. Financial barriers with respect to registration and equipment costs should not keep you from getting into the game this season.

COMRIE'S SPORTS EQUIPMENT BANK

Comrie's Sports Equipment Bank's primary goal is to gather, recycle and redistribute equipment at no cost to kids who would otherwise be denied the opportunity to participate in sports. Comrie's has impacted nearly 7,300 kids with almost 25,000 items of sports equipment distributed since August 2014. Comrie's Sports Equipment Bank opened in August of 2014 to provide no cost gently used equipment to qualified families across Southern Alberta. Comrie's is here to help eliminate the cost barrier specific to equipment for families in need.

CALGARY FLAMES COMMUNITY MINOR HOCKEY LEAGUE

This house league provides recreational players the opportunity to play organized hockey that is affordable, fun and safe with only a moderate time commitment, allowing for participation in other social, academic or recreational activities.

It also provides players with limited skills and knowledge an introduction to the game in a less intimidating format. One game and one practice a week and no fundraising requirements.

CALGARY FLAMES NOVICE PROGRAM

Launched in 2015, the Flames Foundation Novice Hockey Program with Hockey Calgary helps alleviate costs associated with playing minor hockey for the novice age category.

This program includes surprise visits from Calgary Flames players to novice practices, game jerseys for all novice players and fundraising assistance.

HEROS

The premise of HEROS is to use the game of hockey as a catalyst to attract vulnerable children and youth to a program offering support for education, self-esteem building, and life skills training. HEROS works with local schools to determine the kids who will benefit most from the program.

Children from Calgary high-need communities (including Bowness and Montgomery) who are in grade four or five, who are faced with significant social and/or emotional challenges and who struggle at home, at school, or in the community, are all eligible to participate in HEROS.

COMMUNITY RELATIONS



Since its creation in 1983, the Calgary Flames Foundation has served as the charitable arm of the Calgary Flames Hockey Club, offering much-needed funding to varied and far-reaching charities. Continuously evolving over its years in operation, the Flames Foundation now provides millions of dollars in contributions to these key pillars: amateur and grassroots sports, health and wellness and education. In keeping with the original mandate of the ownership group, the Calgary Flames Foundation strives to bring positive change to the lives of thousands of southern Albertans.

READING...GIVE IT A SHOT!

Entering its 22nd season, the Reading...Give It a Shot! program promotes the importance of literacy for Grades 4, 5 and 6 students and rewards them with Flames-themed hockey cards for every 100 minutes of reading.

Alongside the Calgary Educational Partnership Foundation (CEPF), the schools that participate in the program are entered into a draw to receive a visit from Flames players. Players do two school visits a season where they answer questions from the students and speak about the positive effects of literacy.

Harvey the Hound also promotes literacy to younger students eager to participate in the program, with his own set of collectable cards that students from kindergarten through Grade 3 can collect for achieving their own reading goals.

Over 26,000 students participated last season in both programs. Students who meet their goals or collect all 24 cards are rewarded with tickets to a Flames game or Flames jersey.

For more information or to get your school involved please visit www.cepfoundation.com



WHEELCHAIR HOCKEY

For 38 years, the Calgary Flames have gone up against the mighty Townsend Tigers of the Alberta Children's Hospital in a game of wheelchair hockey. Despite the players' immense talent on the ice, the Flames have yet to defeat the Tigers in what has become a staple in the Calgary sports calendar. Following the game, the players sign autographs for the winning champions.

The Flames versus Tigers tradition began in 1981 and despite their defeats in the gym, the Flames are still winners at the Alberta Children's Hospital. The Calgary Flames Foundation and the Rotary Clubs of Calgary teamed up to donate \$2.5 million to help build Alberta's first hospice facility for children. Right next door to the Alberta Children's Hospital, Rotary/Flames House helps families who are in need of respite and palliative care.



ANNUAL HOLIDAY VISIT TO THE ALBERTA CHILDREN'S HOSPITAL

Around the holiday season, the Calgary Flames make their annual visit to the Alberta Children's Hospital visiting young patients, along with distributing toys and signing autographs. The players also participate in an arts and crafts activity with a group of children from the hospital as well as make individual room visits.

PUMPKIN CARVING

Every Halloween, Calgary Flames players and their significant others team up with families at the Ronald McDonald House to take part in carving pumpkins.

Ronald McDonald House® Southern Alberta provides a home away from home for out-of-town families with sick children receiving medical attention in a Calgary hospital.



CALGARY FLAMES HEALTH TRAINING CAMP

Four years ago the Calgary Flames Foundation created the Flames Health Training Camp. This event provides free health assessments from local physicians and technicians as well as access to health and wellness and informative details about local sports groups.

FREE YMCA MEMBERSHIP

All Grade 6 students can head to any YMCA to sign up for a free membership. You'll also receive a free intro Flames package. Proof of age is required to receive the free membership. Register at any YMCA location.

FLAMES@SCHOOL

Teachers and parents—we want your kids to work out and eat right! Head to flamesatschool.com for information and material that you can use at home or in the classroom to help kids develop a healthier lifestyle.

All content is exclusive Flames material that you cannot get anywhere else!



PLAYER PROGRAMS



Through active community and player relations, the Calgary Flames endeavour to develop and implement impactful and high profile community relations programs while establishing relationships with schools, youth sports, minor hockey and other charitable foundations. While the Flames team programs continue to give back to the community, many Flames players also have personal commitments to charities and initiatives with the Flames Foundation matching each player's donations up to \$25,000. The players listed below have taken on additional personal commitments.

T.J. BRODIE – SKATE IN STRIDES

T.J. Brodie continues to grow his Skate In Strides program alongside CARSTAR Collision and Glass Service in support of Cystic Fibrosis (CF) Canada. Known for his effortless skating, Brodie has created custom made skate guards and a Skate in Strides branded Calgary Flames hat with all proceeds being matched by Brodie and the Calgary Flames Foundation in support of Brodie's cousin who has CF. Now in its fifth season, T.J. has created a new version of the hat for the 2018-19 NHL season that along with the skate guards, will be sold at Calgary Flames FanAttic stores, CARSTAR Calgary locations and online at flamesport.com. Since its inception in 2014, Brodie's Skate In Strides initiative has raised over \$180,000 in support of Cystic Fibrosis Canada. Brodie continues to also donate his time to CF by appearing at the Wrapping for a Cure event at Market Mall where shoppers have the opportunity to have their Christmas presents wrapped in exchange for making a donation to Cystic Fibrosis Canada.



MIKAEL BACKLUND – THE ALS SOCIETY OF ALBERTA

Mikael Backlund continues to align himself with the ALS Society of Alberta, an organization near to Backlund and his girlfriend Frida's hearts. In partnership with KPMG, Backlund will donate \$200 for every point earned this season to the ALS Society of Alberta and will act as a spokesperson for the organization, attend events and promote their cause. Each month, Mikael and Frida will invite two families who are dealing with ALS, to a Flames home game where they will receive lower bowl seats along with a post-game meet and greet with Mikael. Backlund also has a close relationship with both the Kids Cancer Care Foundation of Alberta and Special Olympics Calgary and will continue to support them by attending various events, donating tickets along with participating in Special Olympics floor hockey practices. This season Mikael and his fiancé raised \$80,000 for the ALS Society through their Uncorked for ALS event held in November 2017.



MARK GIORDANO – TEAM GIORDANO

Mark Giordano and his wife Lauren continue to partner with the Calgary Board of Education on their Team Giordano community program. The initiative provides resources to four low-income Calgary schools to assist in meeting student needs and support personal student development. The funding supports the purchase of new computers, floor hockey equipment, school supplies and each child's own journal together with a program that provides students mentorship opportunities developed and supported by Mark and Lauren. As a way to help students create and achieve their own goals, every student in each Team Giordano school is encouraged and provided support to complete the Gio Journal describing the "5 G's" Mark believes are the keys to success in all walks of life. Now in its fifth season, Team Giordano in partnership with Pizza 73 and the Calgary Italian Open, has donated \$400,000 to its four schools, impacting the lives of 1,900 students.



SEAN MONAHAN – RONALD MCDONALD HOUSE CHARITIES SOUTHERN ALBERTA

Sean Monahan is the official ambassador to Ronald McDonald House Charities® Southern Alberta. As an ambassador, Monahan will donate tickets and make regular visits to the house. Along with the tickets, the selected child and their family will have the opportunity to meet Sean following the game. This season Monahan donated \$20,000 to the House.



PLAYER PROGRAMS



TRAVIS HAMONIC – D-PARTNER PROGRAM AND THE NORTHERN PROJECT

Travis Hamonic continues his efforts off the ice in supporting children who have lost a parent unexpectedly through “Hamonic’s D-Partner” program. The Flames defenceman first created the program six years ago while playing for the New York Islanders in honour of his father, who passed away when he was 10-years old. During each Flames home game, Hamonic invites a child or families, who have lost a parent unexpectedly, to attend a game. As his guest, they watch the action from Hamonic’s personal seats. Following the game, the guest(s) meet Hamonic, take pictures, and receive autographs and a Flames dressing room tour. What sets Hamonic’s program apart from others is he sits down with each family as they share stories about their lost family member(s) and how they are and have coped with the situation.



Prior to the start of the 2017-18 season, the native of St. Malo, Manitoba expanded his philanthropy by creating The Northern Project, a program that sees Indigenous children from the Canadian territories visit Calgary for a weekend on an all-expenses paid trip courtesy of the Hamonic’s. Being Métis himself, Travis holds his roots very close to his heart and through this, provides children and their families an opportunity they otherwise may not be able to experience. On three separate occasions this season, the Hamonic’s hosted a deserving child and their parent, with total expenses equaling \$30,000. Travis and Stephanie work with Hockey North to receive nominations for kids that deserve the chance to experience this once in a lifetime opportunity.



CURTIS LAZAR – HEROS HOCKEY

Curtis is a proud ambassador for HEROS Hockey, a volunteer-driven charity that uses the game of ice hockey to teach life-skills and empower Canada’s marginalized youth. The Flames player will attend practices and various charitable endeavours in support of the organization, which has been a beneficiary of the Flames Foundation that has resulted in a new HEROS program in the Calgary neighbourhood of Bowness.



SAM BENNETT – BROWN BAGGING FOR CALGARY KIDS

Calgary Flames forward Sam Bennett, in partnership with Brown Bagging for Calgary’s Kids (BB4CK) and the Calgary Flames Foundation, has launched a unique community initiative to ensure every student in Calgary has a lunch at school. The fourth-year Flame set on a mission to raise awareness and funds for 25,000 lunches to help feed Calgary’s kids who would otherwise go without. Bennett proudly aligned with BB4CK as an official ambassador of the charity and alongside the Calgary Flames Foundation, donated \$70,000 to the cause to help feed over 3,800 children in 210 schools every school day.



JOHNNY GAUDREAU – KIDSPORT CALGARY

Gaudreau initiated a partnership with KidSport Calgary in 2017 donating \$1,000 for every goal scored to KidSport Calgary. The donation is matched by the Flames Foundation, resulting in a \$48,000 donation last season. Along with the donation, in partnership with Remington Development Corporation, the three-time All-Star hosts children from low-income families in a suite at select home games this season that will include the opportunity to meet Gaudreau after the game.

MATTHEW TKACHUK – ALBERTA CHILDREN’S HOSPITAL

Tkachuk has partnered with the Alberta Children’s Hospital to make appearances all season long with families and youth staying at the hospital.

TEAM AWARDS

THE J.R. MCCAIG MEMORIAL AWARD



This award honours two Calgary Flames personnel, a player and staff member, who best exemplify Mr. McCaig's enduring virtues of respect, courtesy and compassion for all individuals he encountered both in his professional and everyday life.

The 2017-18 J.R. McCaig Memorial Award recipients were Mikael Backlund and Jason Barriere.


PREVIOUS J.R. MCCAIG MEMORIAL AWARD WINNERS

| | | | | | |
|---------|------------------------------------|---------|----------------------------------|---------|-------------------------------|
| 2016-17 | Dougie Hamilton Jodie Schreiner | 2012-13 | Lee Stempniak Geordie MacLeod | 2008-09 | Craig Conroy Luke Dauray |
| 2015-16 | T.J. Brodie Bernie Bajnok | 2011-12 | Mark Giordano Art Hernandez | 2007-08 | Jarome Iginla Bob Godun |
| 2014-15 | Kris Russell Lori Warner | 2010-11 | Tim Jackman Candice Goudie | 2006-07 | Stephane Yelle Gail Miller |
| 2013-14 | Matt Stajan Marc Leost | 2009-10 | Daymond Langkow Mike Duben | 2005-06 | Robyn Regehr Mark Stiles |



TEAM AWARDS

THE RALPH T. SCURFIELD HUMANITARIAN AWARD



This award is presented annually to the Calgary Flames player who best exemplifies the qualities of perseverance, determination and leadership on the ice combined with dedication to community service.

The 2017-18 Ralph T. Scurfield Humanitarian Award recipient was Travis Hamonic.

PREVIOUS RALPH T. SCURFIELD HUMANITARIAN AWARD WINNERS

| | | | | | | | |
|---------|------------------|---------|----------------|---------|---------------|---------|----------------|
| 2016-17 | Sean Monahan | 2008-09 | David Moss | 1999-00 | Robyn Regehr | 1991-92 | Bob Johnson |
| 2015-16 | Mark Giordano | 2007-08 | Dion Phaneuf | 1998-99 | Ed Ward | 1990-91 | Jamie Macoun |
| 2014-15 | Joe Colborne | 2006-07 | Rhett Warrener | 1997-98 | Ed Ward | 1989-90 | Tim Hunter |
| 2013-14 | Mikael Backlund | 2005-06 | Rhett Warrener | 1996-97 | Mike Sullivan | 1988-89 | Lanny McDonald |
| 2012-13 | Matt Stajan | 2003-04 | Martin Gelinla | 1995-96 | Gary Roberts | 1987-88 | Jim Peplinski |
| 2011-12 | Curtis Glencross | 2002-03 | Denis Gauthier | 1994-95 | Not awarded | 1986-87 | Lanny McDonald |
| 2010-11 | Cory Sarich | 2001-02 | Jarome Iginla | 1993-94 | Al MacInnis | | |
| 2009-10 | Craig Conroy | 2000-01 | Jarome Iginla | 1992-93 | Joel Otto | | |



TEAM AWARDS

THE MUHAMMAD ALI SPORTS HUMANITARIAN AWARD



Mark Giordano was named the 2017 recipient of the Muhammad Ali Sports Humanitarian Award, which recognizes an athlete whose continuous, demonstrated leadership has created a positive impact on their community through sports. Giordano was presented his award on July 12, 2017 at The ESPYS, which celebrates excellence in individual and team sports.

THE DICK DILLMAN AWARD



This award is voted on annually by Professional Hockey Writers Association (PHWA) members to honour the hard work of public relations staff who make the extra effort to help promote and cover the National Hockey League and their teams. It is named in honour of late Minnesota North Stars PR extraordinaire Dick Dillman (1930-1988).

The 2017-18 Dick Dillman Award recipients were the Dallas Stars in the Western Conference and the Philadelphia Flyers in the Eastern Conference.

PREVIOUS DICK DILLMAN AWARD WINNERS

| | | | | | |
|----------------|---|---------|--|---------|--|
| 2017-18 | Philadelphia Flyers Dallas Stars | 2012-13 | Boston Bruins Anaheim Ducks | 2007-08 | Washington Capitals San Jose Sharks |
| 2016-17 | Toronto Maple Leafs Minnesota Wild | 2011-12 | Philadelphia Flyers Nashville Predators | 2006-07 | Washington Capitals San Jose Sharks |
| 2015-16 | Calgary Flames Florida Panthers | 2010-11 | Boston Bruins Chicago Blackhawks | 2005-06 | Minnesota Wild |
| 2014-15 | Philadelphia Flyers Dallas Stars | 2009-10 | Washington Capitals San Jose Sharks | 2003-04 | San Jose Sharks |
| 2013-14 | Boston Bruins Anaheim Ducks | 2008-09 | Washington Capitals San Jose Sharks | 1998-99 | Dallas Stars Edmonton Oilers |
| | | | | 1995-96 | Mighty Ducks of Anaheim |
| | | | | 1994-95 | New Jersey Devils |



Your child could lead their hockey heroes onto the ice.

Enter the [Scotiabank Skaters contest!](#)

Prize includes:

- 4 tickets to the game
- A Calgary Flames jersey
- Scotia Hockey Club swag including a digital customized player card of your child

Go to www.scotiabankskaters.com for full contest details.


You're richer than you think.®



® Registered trademarks of The Bank of Nova Scotia. NHL and the NHL Shield are registered trademarks of the National Hockey League. © NHL 2018-19. All Rights Reserved. The Calgary Flames name and associated logos are trademarks of Calgary Flames Hockey Corp. and are used under license.

THE
PLAYERS





11 | MIKAEL
BACKLUND



Centre | Shoots: Left | 6'0" | 200 lbs. | DOB: Mar. 17, 1989 | Birthplace: Vasteras, SWE

DRAFTED: Selected by Calgary in the first round (24th overall) in the 2007 NHL Draft

| CAREER REGULAR SEASON | | | | | | | | CAREER PLAYOFFS | | | | |
|-----------------------|-------------|--------------|------------|------------|------------|------------|------------|-----------------|-----------|-----------|-----------|-----------|
| SEASON | CLUB | LEAGUE | GP | G | A | PTS | PIM | GP | G | A | PTS | PIM |
| 2005-06 | Vasteras | SWE-2 | 12 | 2 | 2 | 4 | 14 | - | - | - | - | - |
| 2006-07 | Vasteras | SWE-1 | 18 | 1 | 2 | 3 | 14 | - | - | - | - | - |
| | Vasteras | SWE-2 | 7 | 5 | 4 | 9 | 8 | 5 | 1 | 0 | 1 | 4 |
| 2007-08 | Vasteras | SWE-1 | 37 | 9 | 4 | 13 | 24 | - | - | - | - | - |
| | Vasteras | SWE-2 | 9 | 7 | 6 | 13 | 20 | - | - | - | - | - |
| | SWE U-20 | WJC | 6 | 3 | 4 | 7 | 10 | - | - | - | - | - |
| 2008-09 | Vasteras | SWE-1 | 17 | 4 | 4 | 8 | 39 | - | - | - | - | - |
| | Calgary | NHL | 1 | 0 | 0 | 0 | 0 | - | - | - | - | - |
| | Kelowna | WHL | 28 | 12 | 18 | 30 | 26 | 19 | 13 | 10 | 23 | 26 |
| | SWE U-20 | WJC | 6 | 5 | 2 | 7 | 6 | - | - | - | - | - |
| 2009-10 | Abbotsford | AHL | 54 | 15 | 17 | 32 | 26 | 13 | 1 | 8 | 9 | 14 |
| | Calgary | NHL | 23 | 1 | 9 | 10 | 6 | - | - | - | - | - |
| | Sweden | WC | 6 | 0 | 1 | 1 | 2 | - | - | - | - | - |
| 2010-11 | Calgary | NHL | 73 | 10 | 15 | 25 | 18 | - | - | - | - | - |
| | Abbotsford | AHL | 1 | 0 | 0 | 0 | 0 | - | - | - | - | - |
| | Sweden | WC | 9 | 3 | 2 | 5 | 2 | - | - | - | - | - |
| 2011-12 | Calgary | NHL | 41 | 4 | 7 | 11 | 16 | - | - | - | - | - |
| 2012-13 | Calgary | NHL | 32 | 8 | 8 | 16 | 29 | - | - | - | - | - |
| | Vasteras IK | SWE-2 | 23 | 12 | 18 | 30 | 22 | - | - | - | - | - |
| 2013-14 | Calgary | NHL | 76 | 18 | 21 | 39 | 32 | - | - | - | - | - |
| | Sweden | WC | 10 | 5 | 3 | 8 | 29 | - | - | - | - | - |
| 2014-15 | Calgary | NHL | 52 | 10 | 17 | 27 | 14 | 11 | 1 | 1 | 2 | 8 |
| 2015-16 | Calgary | NHL | 82 | 21 | 26 | 47 | 28 | - | - | - | - | - |
| | Sweden | WC | 8 | 3 | 1 | 4 | 4 | - | - | - | - | - |
| 2016-17 | Calgary | NHL | 81 | 22 | 31 | 53 | 36 | 4 | 1 | 2 | 3 | 0 |
| 2017-18 | Calgary | NHL | 82 | 14 | 31 | 45 | 78 | - | - | - | - | - |
| TOTAL | | NHL | 543 | 108 | 165 | 273 | 257 | 15 | 2 | 3 | 5 | 8 |
| | | AHL | 55 | 15 | 17 | 32 | 26 | 13 | 1 | 8 | 9 | 14 |
| | | WHL | 28 | 12 | 18 | 30 | 26 | 19 | 13 | 10 | 23 | 26 |
| | | SWE-1 | 72 | 14 | 10 | 24 | 77 | - | - | - | - | - |
| | | SWE-2 | 39 | 24 | 28 | 52 | 50 | 5 | 1 | 0 | 1 | 4 |

NHL HIGHLIGHTS

CAREER FIRSTS

FIRST NHL GAME: vs. NYI on Jan. 8, 2009
FIRST NHL GOAL: at PHX on Jan. 28, 2010
FIRST NHL ASSIST: vs. EDM on Jan. 30, 2010

LONGEST PERSONAL STREAKS

GOALS: 5 games (1x), Dec. 23, 2016 – Jan. 4, 2017 (6G)
ASSISTS: 4 games (2x), Most Recent: Nov. 5 – 13, 2017 (5A)
POINTS: 8 games (1x), Feb. 27 – Mar. 14, 2015 (3G, 6A)

CAREER HIGHS

GOALS: 3 (1x), vs. VAN on Apr. 7, 2016
ASSISTS: 3 (2x), Most Recent: vs. PIT on Nov. 7, 2015
POINTS: 3 (11x), Most Recent: vs. COL on Feb. 24, 2018 (1G, 2A)
SHOTS: 9 (1x), at OTT on Mar. 30, 2014
PIM: 17 (1x), vs. ANA on Apr. 19, 2013
PLUS/MINUS: +3 (11x), Most Recent: vs. DAL on Mar. 17, 2017
TIME ON ICE: 27:07 (1x), at VAN on Jan. 18, 2014
MULTI-POINT GAMES: 51, Most Recent: vs. EDM on Mar. 31, 2018 (1G, 1A)

PLAYOFFS

2015, 2017: 15 games – 5 points (2G, 3A)

NHL/FLAMES AWARDS

2013-14: Ralph T. Scurfield Humanitarian Award
2017-18: J.R. McCaig Memorial Award

INTERNATIONAL

2008: WJC – Team Sweden (Silver Medal – 3G, 4A)
2009: WJC – Team Sweden (Silver Medal – 5G, 2A)
2010: WC – Team Sweden (Bronze Medal – 1A)
2011: WC – Team Sweden (Silver Medal – 3G, 2A)
2014: WC – Team Sweden (Bronze Medal – 5G, 3A)
2016: WC – Team Sweden (3G, 1A)
2016: World Cup – Team Sweden (0G, 0A)
2018: World Cup – Team Sweden “C” (Gold Medal - 2G, 7A)

PENALTY SHOTS

Mar. 13, 2013 vs. DET (Gustavsson) – No Goal

SHOOTOUTS

0-of-7 (0.0%), 0 Game-Deciding Goals

CAREER TRANSACTIONS | CONTRACT STATUS

CONTRACT: Signed through 2023-24 season. Becomes an unrestricted free agent in 2024-25.

2017-18 HIGHLIGHTS

- Scored his first of the season on Oct. 7 vs. WPG
- Added his first assist of the season on a goal by Matthew Tkachuk on Oct. 11 at LAK
- Become only the eighth European-born player to get at least 10 multi-point games as a Flame
- Notched the 100th goal of his career on Nov. 25 at COL
- Skated in his 500th career NHL game on Dec. 31 vs. CHI
- Awarded the team's J.R. McCaig Award on Mar. 12

CAREER HIGHLIGHTS

- Playing in his 11th NHL season, all with the Flames
- Tallied his first career NHL playoff short-handed goal on Apr. 15, 2017 at ANA
- Set new career highs in goals (22), assists (31) and points (53) in the 2016-17 season
- Played in his 400th career NHL game on Nov. 20, 2016 at DET
- Recorded his first NHL hat trick on Apr. 7, 2016 vs. VAN
- Recorded his 100th career assist on Mar. 16, 2016 vs. WPG
- Made his NHL playoff debut in 2014-15 and scored Calgary's only postseason overtime winner
- Led all Flames in the 2014-15 regular season with two short-handed goals
- Had career high point (eight games) and goal-scoring (four) streaks in the second half of the 2014-15 season after returning from an injury
- In 2013-14, he led Calgary with four short-handed goals, 63 takeaways and 628 faceoff wins
- Was the Flames' top rookie in 2010-11 with 10 goals, 15 assists and 25 points
- His Kelowna Rockets lost in the Memorial Cup final in 2008-09
- Had 23 points in 19 playoff games to help Kelowna win the WHL championship that season
- Made his NHL debut in the 2008-09 season before joining the Kelowna Rockets

CAREER VS. NHL

| TEAM | GP | G | A | PTS | PIM |
|--------------|------------|------------|------------|------------|------------|
| ANA | 31 | 7 | 6 | 13 | 51 |
| ARI | 29 | 9 | 3 | 12 | 10 |
| BOS | 12 | 0 | 2 | 2 | 2 |
| BUF | 9 | 2 | 2 | 4 | 6 |
| CAR | 12 | 2 | 2 | 4 | 4 |
| CHI | 24 | 4 | 6 | 10 | 2 |
| COL | 25 | 8 | 15 | 23 | 12 |
| CBJ | 17 | 2 | 6 | 8 | 2 |
| DAL | 20 | 3 | 4 | 7 | 4 |
| DET | 20 | 6 | 5 | 11 | 22 |
| EDM | 35 | 7 | 20 | 27 | 16 |
| FLA | 10 | 5 | 6 | 11 | 6 |
| LAK | 28 | 2 | 6 | 8 | 24 |
| MIN | 28 | 5 | 5 | 10 | 6 |
| MTL | 11 | 0 | 1 | 1 | 2 |
| NSH | 23 | 6 | 6 | 12 | 20 |
| NJD | 11 | 1 | 4 | 5 | 2 |
| NYI | 12 | 1 | 3 | 4 | 6 |
| NYR | 10 | 1 | 2 | 3 | 6 |
| OTT | 14 | 1 | 5 | 6 | 6 |
| PHI | 11 | 2 | 4 | 6 | 4 |
| PIT | 10 | 3 | 5 | 8 | 4 |
| SJS | 32 | 5 | 12 | 17 | 12 |
| STL | 22 | 2 | 8 | 10 | 10 |
| TBL | 12 | 2 | 4 | 6 | 2 |
| TOR | 10 | 3 | 0 | 3 | 2 |
| VAN | 34 | 12 | 10 | 22 | 12 |
| VGK | 4 | 0 | 2 | 2 | 0 |
| WSH | 12 | 2 | 4 | 6 | 0 |
| WPG | 14 | 5 | 7 | 12 | 2 |
| TOTAL | 543 | 108 | 165 | 273 | 257 |

CAREER PLAYOFFS VS. NHL

| TEAM | GP | G | A | PTS | PIM |
|--------------|-----------|----------|----------|----------|----------|
| ANA | 9 | 2 | 2 | 4 | 4 |
| VAN | 6 | 0 | 1 | 1 | 4 |
| TOTAL | 15 | 2 | 3 | 5 | 8 |



93 | SAM
BENNETT



Centre | Shoots: Left | 6'1" | 195 lbs. | DOB: Jun. 20, 1996 | Birthplace: Holland Landing, ON

DRAFTED: Selected by Calgary in the first round (4th overall) in the 2014 NHL Draft

| SEASON | CLUB | CAREER REGULAR SEASON | | | | | | CAREER PLAYOFFS | | | | |
|--------------|----------|-----------------------|------------|-----------|-----------|------------|------------|-----------------|----------|-----------|-----------|-----------|
| | | LEAGUE | GP | G | A | PTS | PIM | GP | G | A | PTS | PIM |
| 2012-13 | Kingston | OHL | 60 | 18 | 22 | 40 | 87 | 4 | 0 | 3 | 3 | 2 |
| 2013-14 | Kingston | OHL | 57 | 36 | 55 | 91 | 118 | 7 | 5 | 4 | 9 | 18 |
| 2014-15 | Kingston | OHL | 11 | 11 | 13 | 24 | 14 | 4 | 0 | 3 | 3 | 4 |
| | Calgary | NHL | 1 | 0 | 1 | 1 | 0 | 11 | 3 | 1 | 4 | 8 |
| 2015-16 | Calgary | NHL | 77 | 18 | 18 | 36 | 37 | - | - | - | - | - |
| 2016-17 | Calgary | NHL | 81 | 13 | 13 | 26 | 75 | 4 | 2 | 0 | 2 | 4 |
| 2017-18 | Calgary | NHL | 82 | 11 | 15 | 26 | 59 | - | - | - | - | - |
| TOTAL | | NHL | 241 | 42 | 47 | 89 | 171 | 15 | 5 | 1 | 6 | 12 |
| | | OHL | 128 | 65 | 90 | 155 | 219 | 15 | 5 | 10 | 15 | 24 |

NHL HIGHLIGHTS

CAREER FIRSTS

FIRST NHL GAME: at WPG on Apr. 11, 2015

FIRST NHL GOAL: at OTT on Oct. 28, 2015

FIRST NHL ASSIST: at WPG on Apr. 11, 2015

LONGEST PERSONAL STREAKS

GOALS: 3 games (2x), Most Recent: Oct. 24 – 28, 2016 (3G)

ASSISTS: 4 games (1x), Most Recent: Oct. 28 – Nov. 3, 2015 (4A)

POINTS: 4 games (3x), Most Recent: Nov. 28 – Dec. 4, 2017

CAREER HIGHS

GOALS: 4 (1x), vs. FLA on Jan. 13, 2016

ASSISTS: 3 (1x), at VAN on Dec. 17, 2017

POINTS: 4 (2x), Most Recent: at VAN on Dec. 17, 2017

SHOTS: 8 (1x), vs. PHI on Dec. 4, 2017

PIM: 7 (2x), Most Recent: vs. ANA on Jan. 6, 2018

PLUS/MINUS: +5 (1x), vs. FLA on Jan. 13, 2016

TIME ON ICE: 19:35 (1x), vs. ARI on Nov. 16, 2016

MULTI-POINT GAMES: 21, Most Recent: at BUF on Mar. 7, 2018

PLAYOFFS

2015, 2017: 15 games – 6 points (5G, 1A)

INTERNATIONAL

2013: WU18 – Team Canada (Gold Medal – 3G, 4A)

SHOOTOUTS

0-of-4 (0.0%), 0 Game-Deciding Goals

CAREER TRANSACTIONS/CONTRACT STATUS

CONTRACT: Signed through the 2018-19 season. Becomes a restricted free agent in 2019-20.

2017-18 HIGHLIGHTS

- Notched his first point of the season (assist) on a goal by Mark Jankowski on Nov. 9 vs. DET
- Scored his first goal of the season on Nov. 13 vs. STL
- Recorded his first multi-point game of the season on Nov. 13 vs. STL
- Had a pair of assists on Nov. 30 vs. ARI
- Notched a pair of goals on Dec. 2 vs. EDM
- Recorded his first game winning goal of the season with a snipe on Dec. 9 vs. VAN
- Notched the second four-point game (1G, 3A) of his career on Dec. 17 at VAN
- Skated in his 200th career NHL game on Jan. 6 vs. ANA

CAREER HIGHLIGHTS

- Playing in his fifth NHL season, all with the Flames
- Led all Flames rookies with 36 points in 2015-16 (18G, 18A)
- Became the youngest Flames player to record a hat trick and the third youngest NHL player to ever notch a four-goal game on Jan. 13, 2016 vs. FLA
- Scored his first ever game winning goal on Nov. 7, 2015 vs. PIT
- Scored his first NHL goal on Oct. 28, 2015 at OTT
- Made his NHL postseason debut in 2014-15 and featured in all 11 of Calgary's games
- Tied for third on the team with three playoff goals
- Scored his first NHL goal (the game winner) against Eddie Lack in Game 3 of the first round on Apr. 19, 2015 vs. VAN
- Played his first career NHL game and had an assist for his first point on Apr. 11, 2015 at WPG
- Missed the majority of the 2014-15 season with a shoulder injury and following his recovery in Calgary, returned to Kingston of the OHL and picked up 24 points (11G, 13A) in 11 games with the Frontenacs before adding three assists in their four postseason games
- Became Calgary's highest-ever draft pick when they chose him fourth overall in the 2014 NHL Entry Draft
- Led the Frontenacs in goals (36), assists (55), and points (91) and also had the highest plus/minus among forwards (+34) in 2013-14
- Kingston drafted him with their first choice (ninth overall) in the 2012 OHL Priority Draft

CAREER VS. NHL

| TEAM | GP | G | A | PTS | PIM |
|--------------|------------|-----------|-----------|-----------|------------|
| ANA | 14 | 2 | 3 | 5 | 19 |
| ARI | 13 | 3 | 3 | 6 | 8 |
| BOS | 6 | 2 | 1 | 3 | 0 |
| BUF | 6 | 1 | 1 | 2 | 8 |
| CAR | 6 | 0 | 0 | 0 | 6 |
| CHI | 9 | 2 | 1 | 3 | 8 |
| COL | 8 | 2 | 1 | 3 | 2 |
| CBJ | 6 | 2 | 0 | 2 | 0 |
| DAL | 9 | 0 | 0 | 0 | 4 |
| DET | 6 | 0 | 1 | 1 | 6 |
| EDM | 13 | 3 | 1 | 4 | 10 |
| FLA | 6 | 5 | 0 | 5 | 4 |
| LAK | 13 | 1 | 0 | 1 | 10 |
| MIN | 9 | 0 | 2 | 2 | 2 |
| MTL | 6 | 1 | 3 | 4 | 0 |
| NSH | 8 | 0 | 2 | 2 | 7 |
| NJD | 6 | 0 | 0 | 0 | 4 |
| NYI | 6 | 0 | 2 | 2 | 2 |
| NYR | 6 | 0 | 0 | 0 | 2 |
| OTT | 6 | 3 | 2 | 5 | 6 |
| PHI | 6 | 0 | 3 | 3 | 4 |
| PIT | 6 | 1 | 3 | 4 | 2 |
| SJS | 14 | 4 | 5 | 9 | 13 |
| STL | 8 | 2 | 4 | 6 | 8 |
| TBL | 6 | 2 | 0 | 2 | 9 |
| TOR | 6 | 0 | 2 | 2 | 4 |
| VAN | 14 | 4 | 4 | 8 | 10 |
| VGK | 4 | 1 | 0 | 1 | 2 |
| WSH | 6 | 0 | 1 | 1 | 0 |
| WPG | 9 | 1 | 2 | 3 | 11 |
| TOTAL | 241 | 42 | 47 | 89 | 171 |

CAREER PLAYOFFS VS. NHL

| TEAM | GP | G | A | PTS | PIM |
|--------------|-----------|----------|----------|----------|-----------|
| ANA | 9 | 3 | 0 | 3 | 6 |
| VAN | 6 | 2 | 1 | 3 | 6 |
| TOTAL | 15 | 5 | 1 | 6 | 12 |



7 | T.J.
BRODIE



Defence | Shoots: Left | 6'1" | 185 lbs. | DOB: Jun. 7, 1990 | Birthplace: Chatham, ON

DRAFTED: Selected by Calgary in the fourth round (114th overall) in the 2008 NHL Draft

| CAREER REGULAR SEASON | | | | | | | | CAREER PLAYOFFS | | | | |
|-----------------------|------------|------------|------------|-----------|------------|------------|------------|-----------------|----------|-----------|-----------|-----------|
| SEASON | CLUB | LEAGUE | GP | G | A | PTS | PIM | GP | G | A | PTS | PIM |
| 2006-07 | Saginaw | OHL | 20 | 0 | 4 | 4 | 23 | 3 | 0 | 1 | 1 | 2 |
| 2007-08 | Saginaw | OHL | 68 | 4 | 26 | 30 | 73 | 4 | 0 | 3 | 3 | 2 |
| 2008-09 | Saginaw | OHL | 63 | 12 | 38 | 50 | 67 | 8 | 3 | 6 | 9 | 8 |
| 2009-10 | Saginaw | OHL | 19 | 4 | 19 | 23 | 20 | - | - | - | - | - |
| | Barrie | OHL | 46 | 3 | 30 | 33 | 38 | 17 | 1 | 14 | 15 | 14 |
| 2010-11 | Abbotsford | AHL | 68 | 5 | 29 | 34 | 32 | - | - | - | - | - |
| | Calgary | NHL | 3 | 0 | 0 | 0 | 2 | - | - | - | - | - |
| 2011-12 | Abbotsford | AHL | 12 | 1 | 2 | 3 | 10 | - | - | - | - | - |
| | Calgary | NHL | 54 | 2 | 12 | 14 | 14 | - | - | - | - | - |
| 2012-13 | Calgary | NHL | 47 | 2 | 12 | 14 | 8 | - | - | - | - | - |
| | Canada | WC | 7 | 0 | 1 | 1 | 0 | - | - | - | - | - |
| 2013-14 | Calgary | NHL | 81 | 4 | 27 | 31 | 20 | - | - | - | - | - |
| 2014-15 | Calgary | NHL | 81 | 11 | 30 | 41 | 30 | 11 | 1 | 4 | 5 | 0 |
| 2015-16 | Calgary | NHL | 70 | 6 | 39 | 45 | 18 | - | - | - | - | - |
| 2016-17 | Calgary | NHL | 82 | 6 | 30 | 36 | 24 | 4 | 0 | 4 | 4 | 2 |
| 2017-18 | Calgary | NHL | 73 | 4 | 28 | 32 | 18 | - | - | - | - | - |
| TOTAL | | NHL | 491 | 35 | 178 | 213 | 134 | 15 | 1 | 8 | 9 | 2 |
| | | AHL | 80 | 6 | 31 | 37 | 42 | - | - | - | - | - |
| | | OHL | 216 | 23 | 117 | 140 | 221 | 32 | 4 | 24 | 28 | 26 |

NHL HIGHLIGHTS

CAREER FIRSTS

FIRST NHL GAME: at EDM on Oct. 7, 2010
FIRST NHL GOAL: at MIN on Nov. 27, 2011
FIRST NHL ASSIST: vs. CHI on Nov. 18, 2011

LONGEST PERSONAL STREAKS

GOALS: 2 games (2x), Most Recent: Mar. 28 – 30, 2016 (2G)
ASSISTS: 5 games (2x), Most Recent: Feb. 5 – 12, 2016 (6A)
POINTS: 7 games (1x), Nov. 28 – Dec. 15, 2015 (2G, 6A)

CAREER HIGHS

GOALS: 2 (2x), Most Recent: vs. WPG on Oct. 7, 2017
ASSISTS: 4 (1x), at NJD on Feb. 3, 2017
POINTS: 4 (2x), Most Recent: vs. WPG on Oct. 7, 2017
SHOTS: 6 (1x), at OTT on Dec. 30, 2011
PIM: 6 (1x), at PIT on Dec. 12, 2014
PLUS/MINUS: +5 (1x), at EDM on Mar. 22, 2014
TIME ON ICE: 35:42 (1x), at VAN on Jan. 18, 2014
MULTI-POINT GAMES: 39, Most Recent: at BUF on Mar. 7, 2018

PLAYOFFS

2015, 2017: 15 games – 9 points (1G, 8A)

NHL/FLAMES AWARDS

2015-16: J.R. "Bud" McCaig Award

INTERNATIONAL

2013: WC – Team Canada (1A)

SHOOTOUTS

0-of-3 (0.0%), 0 Game-Deciding Goals

CAREER TRANSACTIONS / CONTRACT STATUS

CONTRACT: Signed through 2019-20 season. Becomes an unrestricted free agent in 2020-21.

2017-18 HIGHLIGHTS

- Recorded two goals and two assists (four points) on Oct. 7 vs. WPG
- Saw his first multi-point game of 2017-18 vs. WPG
- Notched his 200th career point (assist) on Jan. 11 at TBL

CAREER HIGHLIGHTS


- Playing in his ninth NHL season, all with the Flames
- Tallied the overtime winner in the 400th game of his NHL career on Feb. 28, 2017 vs. LAK
- Set career highs for points (45) and assists (39) in 2015-16
- Registered his 100th career assist on Jan. 21, 2016 at CBJ
- Played in his 300th game on Jan. 16, 2016 at EDM
- Had a career high seven-game point streak (2G, 6A) from Nov. 28 – Dec. 15, 2016
- In 2014-15, he played all 11 games for the Flames in his first NHL postseason where he had five points (1G, 4A) and a team-high 27:07 time on ice per game
- In the 2014-15 regular season, he set career highs in goals (11), plus/minus (+15), power play goals (3), short-handed goals (1), game winning goals (3) and shots on goal (133)
- Led the Flames with 25:12 time-on-ice per game
- Had his first career multi-goal game on Jan. 9 vs. FLA, 2015 and had five other multi-point games
- Recorded his 100th NHL point with an assist on Mar. 30, 2015 at DAL
- Finished third on Calgary for assists with 27 in 2013-14 and had six multi-point games
- Started the 2012-13 season with the AHL's Abbotsford Heat before joining the Flames following the end of the NHL lockout
- In 2011-12, he led Flames rookies in points (14) and assists (12), which were also top-10 among NHL defencemen
- Skated in the 2011 AHL All-Star Game
- Played three games with Calgary to start the 2010-11 season

CAREER VS. NHL

| TEAM | GP | G | A | PTS | PIM |
|--------------|------------|-----------|------------|------------|------------|
| ANA | 28 | 2 | 8 | 10 | 6 |
| ARI | 27 | 4 | 7 | 11 | 16 |
| BOS | 11 | 1 | 3 | 4 | 2 |
| BUF | 10 | 0 | 5 | 5 | 8 |
| CAR | 11 | 0 | 4 | 4 | 2 |
| CHI | 22 | 1 | 8 | 9 | 8 |
| COL | 21 | 0 | 11 | 11 | 2 |
| CBJ | 15 | 0 | 5 | 5 | 4 |
| DAL | 20 | 0 | 5 | 5 | 2 |
| DET | 15 | 0 | 7 | 7 | 4 |
| EDM | 31 | 2 | 12 | 14 | 8 |
| FLA | 12 | 2 | 2 | 4 | 8 |
| LAK | 29 | 3 | 7 | 10 | 2 |
| MIN | 23 | 1 | 8 | 9 | 12 |
| MTL | 11 | 0 | 7 | 7 | 0 |
| NSH | 21 | 4 | 6 | 10 | 4 |
| NJD | 11 | 3 | 5 | 8 | 0 |
| NYI | 10 | 1 | 3 | 4 | 2 |
| NYR | 9 | 1 | 3 | 4 | 0 |
| OTT | 12 | 0 | 4 | 4 | 0 |
| PHI | 11 | 3 | 5 | 8 | 2 |
| PIT | 10 | 0 | 4 | 4 | 8 |
| SJS | 28 | 0 | 12 | 12 | 14 |
| STL | 18 | 0 | 4 | 4 | 4 |
| TBL | 11 | 1 | 6 | 6 | 6 |
| TOR | 11 | 0 | 7 | 7 | 2 |
| VAN | 28 | 0 | 10 | 10 | 4 |
| VGK | 3 | 1 | 0 | 0 | 0 |
| WSH | 10 | 0 | 4 | 4 | 2 |
| WPG | 12 | 5 | 6 | 6 | 2 |
| TOTAL | 491 | 35 | 178 | 213 | 134 |

CAREER PLAYOFFS VS. NHL

| TEAM | GP | G | A | PTS | PIM |
|--------------|-----------|----------|----------|----------|----------|
| ANA | 9 | 0 | 5 | 5 | 2 |
| VAN | 6 | 1 | 3 | 4 | 0 |
| TOTAL | 15 | 1 | 8 | 9 | 2 |



27 | AUSTIN
CZARNIK



Right Wing/Centre | Shoots: Right | 5'9" | 170 lbs. | DOB: Dec. 12, 1992 | Birthplace: Washington Township, MI

DRAFTED: College free agent signed by the Boston Bruins on April 1, 2015

ACQUIRED: Signed as a unrestricted free agent on July 1, 2018

| CAREER REGULAR SEASON | | | | | | | | CAREER PLAYOFFS | | | | |
|-----------------------|-------------------------|-------------|------------|-----------|------------|------------|------------|-----------------|----------|----------|-----------|-----------|
| SEASON | CLUB | LEAGUE | GP | G | A | PTS | PIM | GP | G | A | PTS | PIM |
| 2008-09 | USNTDP U18 Team | NAHL | 42 | 16 | 18 | 34 | 12 | - | - | - | - | - |
| 2009-10 | U.S. National U18 Team | USHL | 26 | 10 | 18 | 28 | 25 | - | - | - | - | - |
| 2010-11 | Green Bay | USHL | 46 | 20 | 14 | 34 | 33 | 11 | 3 | 1 | 4 | 2 |
| 2011-12 | Miami University (Ohio) | CCHA | 40 | 10 | 27 | 37 | 31 | - | - | - | - | - |
| 2012-13 | Miami University (Ohio) | CCHA | 42 | 14 | 26 | 40 | 24 | - | - | - | - | - |
| 2013-14 | Miami University (Ohio) | NCHC | 37 | 13 | 34 | 47 | 28 | - | - | - | - | - |
| 2014-15 | Miami University (Ohio) | NCHC | 40 | 9 | 36 | 45 | 36 | - | - | - | - | - |
| | Providence | AHL | 3 | 0 | 2 | 2 | 4 | - | - | - | - | - |
| 2015-16 | Providence | AHL | 68 | 20 | 41 | 61 | 24 | 3 | 2 | 1 | 3 | 2 |
| 2016-17 | Boston | NHL | 49 | 5 | 8 | 13 | 12 | - | - | - | - | - |
| | Providence | AHL | 22 | 6 | 17 | 23 | 4 | 17 | 3 | 4 | 7 | 10 |
| 2017-18 | Boston | NHL | 10 | 0 | 4 | 4 | 0 | - | - | - | - | - |
| | Providence | AHL | 64 | 25 | 44 | 69 | 24 | 4 | 2 | 4 | 6 | 0 |
| TOTAL | | NHL | 59 | 5 | 12 | 17 | 12 | - | - | - | - | - |
| | | AHL | 157 | 51 | 104 | 155 | 56 | 24 | 7 | 9 | 16 | 12 |
| | | NCAA | 159 | 46 | 123 | 169 | 119 | - | - | - | - | - |
| | | USHL | 72 | 30 | 32 | 62 | 58 | 11 | 3 | 1 | 4 | 2 |
| | | NAHL | 42 | 16 | 18 | 34 | 12 | - | - | - | - | - |

NHL HIGHLIGHTS

CAREER FIRSTS

FIRST NHL GAME: at CBJ on Oct. 13, 2016

FIRST NHL GOAL: vs. NYR on Oct. 16, 2016

FIRST NHL ASSIST: vs. Buffalo on Nov. 7, 2016

LONGEST PERSONAL STREAKS

GOALS: 1 game (5x), Most Recent: at CBJ on Dec. 2, 2016 (1G)

ASSISTS: 3 games (1x), Feb. 3 – 7, 2018 (3A)

POINTS: 3 games (1x), Feb. 3 – 7, 2018 (3A)

CAREER HIGHS

GOALS: 1 (5x), Most Recent: at CBJ on Dec. 2, 2016

ASSISTS: 1 (12x), Most Recent: at NYR on Feb. 10, 2018

POINTS: 2 (2x), Most Recent: vs. CBJ on Nov. 10, 2016

SHOTS: 4 (3x), Most Recent: vs. CHI on Jan. 7, 2017

PIM: 2 (6x), Most Recent: at DET on Jan. 18, 2017

PLUS/MINUS: +2 (1x), vs. TOR on Feb. 4, 2017

TIME ON ICE: 16:47 (1x), vs. NYI on Dec. 20, 2016

MULTI-POINT GAMES: 2, Most Recent: vs. CBJ on Nov. 10, 2016

SHOOTOUTS

0-of-1 (0.0%), 0 Game-Deciding Goals

CAREER TRANSACTIONS / CONTRACT STATUS

2015: Signed as a college free agent with the Boston Bruins.

2018: Signed as an unrestricted free agent with the Calgary Flames

CONTRACT: Signed through 2019-20 season. Becomes an unrestricted free agent in 2020-21.

2017-18 HIGHLIGHTS


- Recorded his first point of the season on Nov. 2 vs. VGK
- Notched an assist in three straight games from Feb. 3 to Feb. 7
- Participated in the AHL All-Star game on Jan. 29, 2018
- Was named to the AHL Second All-Star team at season's end
- Finished the AHL season third in scoring with 69 points (25G, 44A)
- Led the Providence Bruins in goals (25), assists (44) and points (69) in 64 games played

CAREER HIGHLIGHTS

- Playing in his third NHL season, first with the Flames
- Played a career-high 49 NHL games split between three stints in Boston during the 2016-17 season
- Recorded his first NHL assist on Nov. 7, 2016 vs. BUF
- Scored his first career NHL goal on Oct. 26, 2016 vs. NYR
- Made his NHL debut on Oct. 13, 2016 at CBJ
- Notched his first professional hat trick on Dec. 18, 2015 as a member of the Providence Bruins (AHL)
- Finished his college career at Miami (Ohio) University with 46 goals and 123 assists for 169 points in 159 games
- Was a Second Team All-NCHC selection and was a NCHC Forward of the Year finalist in his senior year in 2014-15
- Was a Hobey Baker finalist, a First Team West All-American, First Team All-CCHA and CCHA Player of the Year in 2012-13 as a sophomore, leading the CCHA in scoring that year

CAREER VS. NHL

| TEAM | GP | G | A | PTS | PIM |
|--------------|-----------|----------|-----------|-----------|-----------|
| ANA | 1 | 1 | 0 | 1 | 0 |
| ARI | 2 | 0 | 0 | 0 | 0 |
| BUF | 5 | 0 | 2 | 2 | 4 |
| CGY | 1 | 0 | 0 | 0 | 0 |
| CAR | 3 | 0 | 0 | 0 | 0 |
| CHI | 1 | 0 | 0 | 0 | 0 |
| COL | 3 | 0 | 0 | 0 | 0 |
| CBJ | 3 | 2 | 1 | 3 | 2 |
| DET | 4 | 0 | 1 | 1 | 2 |
| EDM | 1 | 0 | 1 | 1 | 0 |
| FLA | 4 | 0 | 0 | 0 | 0 |
| LAK | 1 | 0 | 0 | 0 | 0 |
| MIN | 2 | 0 | 0 | 0 | 0 |
| MTL | 2 | 1 | 1 | 2 | 0 |
| NSH | 1 | 0 | 0 | 0 | 0 |
| NJD | 1 | 0 | 0 | 0 | 0 |
| NYI | 2 | 0 | 0 | 0 | 0 |
| NYR | 4 | 1 | 1 | 2 | 2 |
| OTT | 1 | 0 | 0 | 0 | 0 |
| PHI | 3 | 0 | 1 | 1 | 2 |
| PIT | 2 | 0 | 0 | 0 | 0 |
| STL | 2 | 0 | 0 | 0 | 0 |
| TBL | 2 | 0 | 0 | 0 | 0 |
| TOR | 4 | 0 | 1 | 1 | 0 |
| VGK | 1 | 0 | 1 | 1 | 0 |
| WSH | 2 | 0 | 1 | 1 | 0 |
| WPG | 1 | 0 | 1 | 1 | 0 |
| TOTAL | 59 | 5 | 12 | 17 | 12 |



67 | MICHAEL
FROLIK



Right Wing | Shoots: Left | 6'1" | 190 lbs. | DOB: Feb. 17, 1988 | Birthplace: Kladno, CZE

DRAFTED: Selected by Florida in the first round (10th overall) in the 2006 NHL Draft

ACQUIRED: Signed as a free agent on July 1, 2015

| CAREER REGULAR SEASON | | | | | | | | CAREER PLAYOFFS | | | | |
|-----------------------|------------|---------------|------------|------------|------------|------------|------------|-----------------|----------|-----------|-----------|-----------|
| SEASON | CLUB | LEAGUE | GP | G | A | PTS | PIM | GP | G | A | PTS | PIM |
| 2004-05 | Kladno | CZECH | 27 | 3 | 1 | 4 | 6 | 1 | 0 | 0 | 0 | 0 |
| | CZE U-20 | WJC | 10 | 5 | 3 | 8 | 29 | - | - | - | - | - |
| 2005-06 | Kladno | CZECH | 48 | 2 | 7 | 9 | 32 | - | - | - | - | - |
| | CZE U-20 | WJC | 6 | 0 | 1 | 1 | 4 | - | - | - | - | - |
| 2006-07 | Rimouski | QMJHL | 52 | 31 | 42 | 73 | 40 | - | - | - | - | - |
| | CZE U-20 | WJC | 6 | 4 | 2 | 6 | 4 | - | - | - | - | - |
| 2007-08 | Rimouski | QMJHL | 45 | 24 | 41 | 65 | 22 | 9 | 2 | 4 | 6 | 12 |
| | CZE U-20 | WJC | 6 | 5 | 0 | 5 | 14 | - | - | - | - | - |
| 2008-09 | Florida | NHL | 79 | 21 | 24 | 45 | 22 | - | - | - | - | - |
| 2009-10 | Florida | NHL | 82 | 21 | 22 | 43 | 43 | - | - | - | - | - |
| 2010-11 | Florida | NHL | 52 | 8 | 21 | 29 | 16 | - | - | - | - | - |
| | Chicago | NHL | 28 | 3 | 6 | 9 | 14 | 7 | 2 | 3 | 5 | 2 |
| | Czech Rep. | WC | 9 | 3 | 2 | 5 | 0 | - | - | - | - | - |
| 2011-12 | Chicago | NHL | 63 | 5 | 10 | 15 | 22 | 4 | 2 | 1 | 3 | 0 |
| | Czech Rep. | WC | 10 | 2 | 1 | 3 | 0 | - | - | - | - | - |
| 2012-13 | Chomutov | CZECH | 32 | 14 | 10 | 24 | 22 | - | - | - | - | - |
| | Chicago | NHL | 45 | 3 | 7 | 10 | 8 | 23 | 3 | 7 | 10 | 6 |
| 2013-14 | Winnipeg | NHL | 81 | 15 | 27 | 42 | 12 | - | - | - | - | - |
| | Czech Rep. | OLY | 5 | 0 | 0 | 0 | 0 | - | - | - | - | - |
| 2014-15 | Winnipeg | NHL | 82 | 19 | 23 | 42 | 18 | 4 | 0 | 0 | 0 | 2 |
| 2015-16 | Calgary | NHL | 64 | 15 | 17 | 32 | 24 | - | - | - | - | - |
| 2016-17 | Calgary | NHL | 82 | 17 | 27 | 44 | 58 | 4 | 0 | 1 | 1 | 0 |
| 2017-18 | Calgary | NHL | 70 | 10 | 15 | 25 | 26 | - | - | - | - | - |
| TOTAL | | NHL | 728 | 137 | 199 | 336 | 263 | 42 | 7 | 12 | 19 | 10 |
| | | Flames | 216 | 42 | 59 | 101 | 108 | 4 | 0 | 1 | 1 | 0 |
| | | CZECH | 107 | 19 | 18 | 37 | 60 | 1 | 0 | 0 | 0 | 0 |
| | | QMJHL | 97 | 55 | 83 | 138 | 62 | 9 | 2 | 4 | 6 | 12 |

NHL HIGHLIGHTS

CAREER FIRSTS

FIRST NHL GAME: vs. ATL on Oct. 11, 2008

FIRST NHL GOAL: at NJD on Nov. 20, 2008

FIRST NHL ASSIST: at ANA on Nov. 9, 2008

LONGEST PERSONAL STREAKS

GOALS: 3 games (4x), Most Recent: Mar. 4 – 10, 2015 (3G)

ASSISTS: 4 games (2x), Dec. 23 – 31, 2016 (5A)

POINTS: 8 games (1x), Feb. 21 – Mar. 12, 2015 (5G, 3A)

CAREER HIGHS

GOALS: 3 (2x), Most Recent: vs. STL on Mar. 14, 2016

ASSISTS: 2 (29x), Most Recent: vs. EDM on Mar. 31, 2018

POINTS: 3 (10x), Most Recent: vs. WPG on Mar. 16, 2016 (1G, 2A)

SHOTS: 9 (2x), Most Recent: vs. EDM on Dec. 7, 2009

PIM: 15 (1x), vs. ATL on Dec. 5, 2009

PLUS/MINUS: +4 (1x), Most Recent: vs. FLA on Jan. 13, 2015

TIME ON ICE: 23:20 (1x), vs. BOS on Dec. 27, 2009

MULTI-POINT GAMES: 62, Most Recent: vs. EDM on Mar. 31, 2018

PLAYOFFS

2011, 2012, 2013, 2015, 2017: 42 games – 19 points (7G, 12A)

2013: Stanley Cup, Clarence S. Campbell Bowl (Chicago)

INTERNATIONAL

2004: WU18 – Team Czech Republic (Bronze Medal)

2005: WU18 – Team Czech Republic (3G, 1A)

2005: WJC – Team Czech Republic (Bronze Medal – 3G, 1A)

2006: WU18 – Team Czech Republic (Bronze Medal – 2G, 3A)

2006: WJC – Team Czech Republic (1A)

2007: WJC – Team Czech Republic (4G, 2A)

2008: WJC – Team Czech Republic (5G)

2011: WC – Team Czech Republic (Bronze Medal – 3G, 2A)

2012: WC – Team Czech Republic (Bronze Medal – 2G, 1A)

2014: Olympics – Team Czech Republic (0G, 0A)

2016: World Cup – Team Czech Republic (1A)

PENALTY SHOTS

Jan. 20, 2009 vs. ATL (Lehtonen) – Goal

SHOOTOUTS

2-of-15 (13.3%), 1 Game-Deciding Goal

CAREER TRANSACTIONS / CONTRACT STATUS

2011: Traded to Chicago with Alexander Salak in exchange for Hugh Jessiman, Jack Skille and David Pacan.

2013: Traded to Winnipeg for third and fifth round picks in the 2013 NHL Entry Draft.

2015: Signed as a free agent by the Calgary Flames.

CONTRACT: Signed through 2019-20 season. Becomes an unrestricted free agent in 2020-21.

2017-18 HIGHLIGHTS

- Recorded his first assist of the season on a goal by Mikael Backlund on Oct. 9 at ANA
- Scored his first goal of the season on Oct. 11 at LAK
- Recorded his first multi-point game of the season on Oct. 11 at LAK
- Scored the OT winner on Nov. 18 at PHI
- Scored his second shorthanded goal of the season on Dec. 2 vs. EDM
- Skated in his 700th career NHL game on Feb. 8 at NJD

CAREER HIGHLIGHTS

- Playing in his 11th NHL season, fourth with the Flames
- Picked up the 300th point of his NHL career with an assist on Feb. 23, 2018 at TBL
- First Flames player with two short-handed goals in a game since Jan. 18, 1998 on Mar. 14, 2016 vs. WPG
- Scored his 100th career NHL goal on Nov. 24, 2015 at ANA
- Had his first career hat trick on Oct. 31, 2015 at EDM
- Made his Flames debut on Oct. 7, 2015 vs. VAN
- In 2014-15, he played in all four of Winnipeg's postseason games
- Finished tied for fifth in the NHL with three short-handed goals in the 2014-15 regular season
- Had multiple points in five games and was one of only two Jets skaters to play all 82 tilts
- Skated in his 500th career NHL game on Mar. 17, 2015 vs. SJS
- Set a career high with 27 assists in 2013-14 for Winnipeg
- Scored two goals in his Jets debut, including the game winner, on Oct. 1, 2013 at EDM
- Played all 23 playoff games for Chicago in 2012-13 where he had 10 points (3G, 7A) as the Blackhawks won the Stanley Cup
- Became the first skater in Chicago's franchise playoff history to convert a penalty shot in Game 6 of the 2010-11 Western Conference Quarterfinals on Apr. 24
- In 2009-10, he led Florida in shots on goal (219), was second in goals (21), and third in points (43) and power play goals (5)
- His 2008-09 rookie campaign with the Panthers saw him post 11 multi-point games en route to a career high 45 points, including the first of two consecutive career-best 21 goal campaigns
- Those 21 tallies were tied for fifth among NHL rookies
- After his arrival from the Czech Republic, he spent his two-year junior career with Rimouski of the QMJHL

CAREER VS. NHL

| TEAM | GP | G | A | PTS | PIM |
|--------------|------------|------------|------------|------------|------------|
| ANA | 27 | 3 | 6 | 9 | 14 |
| ARI | 31 | 5 | 4 | 11 | 16 |
| BOS | 24 | 0 | 3 | 3 | 24 |
| BUF | 20 | 7 | 6 | 13 | 4 |
| CGY | 16 | 4 | 4 | 8 | 6 |
| CAR | 27 | 7 | 6 | 13 | 12 |
| CHI | 20 | 4 | 3 | 7 | 8 |
| COL | 28 | 4 | 9 | 13 | 10 |
| CBJ | 24 | 2 | 3 | 5 | 6 |
| DAL | 29 | 5 | 7 | 12 | 2 |
| DET | 23 | 2 | 10 | 12 | 2 |
| EDM | 24 | 9 | 5 | 14 | 8 |
| FLA | 11 | 1 | 9 | 10 | 8 |
| LAK | 23 | 4 | 7 | 11 | 8 |
| MIN | 27 | 5 | 5 | 10 | 8 |
| MTL | 23 | 5 | 5 | 10 | 10 |
| NSH | 34 | 5 | 6 | 11 | 4 |
| NJD | 21 | 6 | 10 | 16 | 8 |
| NYI | 21 | 2 | 10 | 12 | 6 |
| NYR | 21 | 2 | 5 | 7 | 0 |
| OTT | 19 | 3 | 5 | 8 | 6 |
| PHI | 21 | 7 | 10 | 17 | 10 |
| PIT | 22 | 2 | 9 | 11 | 8 |
| SJS | 29 | 4 | 6 | 10 | 10 |
| STL | 32 | 7 | 8 | 15 | 8 |
| TBL | 26 | 2 | 4 | 6 | 10 |
| TOR | 22 | 6 | 8 | 14 | 10 |
| VAN | 29 | 10 | 8 | 18 | 10 |
| VGK | 4 | 0 | 1 | 1 | 2 |
| WSH | 27 | 7 | 8 | 15 | 6 |
| WPG | 24 | 7 | 9 | 16 | 19 |
| TOTAL | 728 | 137 | 199 | 336 | 263 |

CAREER PLAYOFFS VS. NHL

| TEAM | GP | G | A | PTS | PIM |
|--------------|-----------|----------|-----------|-----------|-----------|
| ANA | 8 | 0 | 1 | 1 | 2 |
| ARI | 4 | 2 | 1 | 3 | 0 |
| BOS | 6 | 0 | 4 | 4 | 2 |
| DET | 7 | 1 | 1 | 2 | 2 |
| LAK | 5 | 0 | 1 | 1 | 2 |
| MIN | 5 | 2 | 1 | 3 | 0 |
| VAN | 7 | 2 | 3 | 5 | 2 |
| TOTAL | 42 | 7 | 12 | 19 | 10 |



13 | JOHNNY
GAUDREAU



Left Wing | Shoots: Left | 5'9" | 165 lbs. | DOB: Aug. 13, 1993 | Birthplace: Salem, NJ

DRAFTED: Selected by Calgary in the fourth round (104th overall) in the 2011 NHL Draft

| SEASON | CLUB | CAREER REGULAR SEASON | | | | | | CAREER PLAYOFFS | | | | |
|--------------|----------------|-----------------------|------------|-----------|------------|------------|-----------|-----------------|----------|----------|-----------|----------|
| | | LEAGUE | GP | G | A | PTS | PIM | GP | G | A | PTS | PIM |
| 2010-11 | Dubuque | USHL | 60 | 36 | 36 | 72 | 36 | 11 | 5 | 6 | 11 | 6 |
| 2011-12 | Boston College | H-EAST | 44 | 21 | 23 | 44 | 20 | - | - | - | - | - |
| 2012-13 | Boston College | H-EAST | 35 | 21 | 30 | 51 | 29 | - | - | - | - | - |
| | USA U-20 | WJC | 7 | 7 | 2 | 9 | 4 | - | - | - | - | - |
| 2013-14 | Boston College | H-EAST | 40 | 36 | 44 | 80 | 14 | - | - | - | - | - |
| | Calgary | NHL | 1 | 1 | 0 | 1 | 0 | - | - | - | - | - |
| | USA | WC | 7 | 2 | 8 | 10 | 0 | - | - | - | - | - |
| 2014-15 | Calgary | NHL | 80 | 24 | 40 | 64 | 14 | 11 | 4 | 5 | 9 | 6 |
| 2015-16 | Calgary | NHL | 79 | 30 | 48 | 78 | 20 | - | - | - | - | - |
| 2016-17 | Calgary | NHL | 72 | 18 | 43 | 61 | 4 | 4 | 0 | 2 | 2 | 0 |
| 2017-18 | Calgary | NHL | 80 | 24 | 60 | 84 | 26 | - | - | - | - | - |
| TOTAL | | NHL | 312 | 97 | 191 | 288 | 64 | 15 | 4 | 7 | 11 | 6 |
| | | H-EAST | 119 | 78 | 97 | 175 | 63 | - | - | - | - | - |
| | | USHL | 60 | 36 | 36 | 72 | 36 | 11 | 5 | 6 | 11 | 6 |

NHL HIGHLIGHTS

CAREER FIRSTS

FIRST NHL GAME: at VAN on Apr. 13, 2014
FIRST NHL GOAL: at VAN on Apr. 13, 2014
FIRST NHL ASSIST: at WPG on Oct. 19, 2014

LONGEST PERSONAL STREAKS

GOALS: 6 games (1x), Nov. 7 – 20, 2017 (7G)
ASSISTS: 8 games (1x), Feb. 15 – 29, 2016 (9A)
POINTS: 10 games (1x), Oct. 27 – Nov. 20, 2017 (8G, 11A)

CAREER HIGHS

GOALS: 3 (3x), Most Recent: vs. WPG on Dec. 22, 2015
ASSISTS: 4 (1x), at NSH on Feb. 21, 2017
POINTS: 4 (4x), Most Recent: vs. WPG on Oct. 7, 2017 (1G, 3A)
SHOTS: 9 (1x), vs. NYI on Feb. 11, 2018
PIM: 12 (1x), vs. COL on Feb. 28, 2018
PLUS/MINUS: +4 (2x), Most Recent: vs. MTL on Mar. 9, 2017
TIME ON ICE: 25:05 (1x), vs. SJS on Mar. 7, 2016
MULTI-POINT GAMES: 73, Most Recent: vs. VGK on Apr. 7, 2018 (1G, 1A)

PLAYOFFS

2015, 2017: 15 games – 11 points (4G, 7A)

ALL-STAR GAMES

2015: Columbus (Team Toews – 2A)
2016: Nashville (Pacific Division – 1G, 2A)
2017: Los Angeles (Pacific Division – 2G, 1A)
2018: Tampa Bay (Pacific Division – 1G, 2A)

NHL/FLAMES AWARDS

2016-2017: Lady Byng Trophy

INTERNATIONAL

2013: WJC – Team USA (Gold Medal – 7G, 2A)
2014: WC – Team USA (2G, 8A)
2016: World Cup – Team North America (2G, 2A)
2017: WC – Team USA (6G, 5A)
2018: WC – Team USA (Bronze Medal – 1G, 9A)

SHOOTOUTS

4-of-16 (25%), 1 Game-Deciding Goal

CAREER TRANSACTIONS / CONTRACT STATUS

CONTRACT: Signed through 2021-22 season. Becomes an unrestricted free agent in 2022-23.

2017-18 HIGHLIGHTS

- Scored his first of the season and added three assists (four points) on Oct. 7 vs. WPG
- Recorded his first multi-point game of the season on Oct. 7 vs. WPG
- Scored two goals and added an assist (3 points) on Nov. 9 vs. DET
- Notched a new career-long goal streak of six games from Nov. 7 to Nov. 20 (7G)
- Achieved a new career-long point streak of ten games with a goal and two assists on Nov. 20 at WSH (8G, 11A)
- Made his fourth straight All-Star Game appearance for Team Pacific on Jan. 28
- Passed the 50 point mark in just 43 games with a goal and an assist on Jan. 11 at TBL
- Notched his third 20-goal season of his career on Feb. 22 at ARI
- Skated in his 300th career NHL game notching two assists on Mar. 7 at BUF
- Surpassed a new career high in points in a season with 79 with a goal and an assist on Mar. 11 vs. NYI
- Finished the season with 84 points (24G, 60A) which is a new career high in 80 games played

CAREER HIGHLIGHTS

- Playing in his sixth NHL season, all with the Flames
- Picked up his 200th career NHL point with an assist on Mar. 27, 2017 vs. COL
- Set a career high with four assists on Feb. 21, 2017 vs. NSH
- Played in his 200th career regular season game on Jan. 23 at TOR
- Finished the 2015-16 season sixth in NHL points (78) and tied for first in overtime points with eight (3G, 5A)
- His eight multi-goal games in 2015-16 were the most by any skater in the NHL
- Had the second-fastest pair of goals (10 seconds) on Mar. 9, 2016 vs. NSH
- In 2014-15, he skated in all 11 playoff games for the Flames where he led the team with nine points and was tied for most goals with four
- Picked up three points (1G, 2A) and was a +3 in the clinching Game 6 tilt on Apr. 25, 2015 vs. VAN
- Recorded his first career postseason point (assist) on Apr. 17, 2015 at VAN and his first goal on Apr. 21, 2015 vs. VAN
- In the regular season, he was a finalist for the Calder Memorial Trophy for NHL Rookie of the Year after leading freshmen in assists (40) and tying for the most points with 64
- Led all NHL rookie forwards in ice time with 17:43 per game
- Recorded 14 multi-point games, including four multi-goal efforts
- Voted NHL Rookie of the Month for December 2014 and March 2015
- Scored in his NHL debut on Apr. 13, 2014 at VAN
- Won the Hobey Baker Award as the NCAA's top men's hockey player in 2013-14 as he led Boston College to a semi-final finish in the NCAA Division 1 Tournament
- Was a finalist for the Hobey Baker in his sophomore season in 2012-13 and was the Hockey East Player of the Year
- Won the NCAA's National Championship in 2011-12 as a freshman for Boston College

CAREER VS. NHL

| TEAM | GP | G | A | PTS | PIM |
|--------------|------------|-----------|------------|------------|-----------|
| ANA | 18 | 4 | 11 | 15 | 8 |
| ARI | 17 | 4 | 11 | 15 | 4 |
| BOS | 7 | 5 | 3 | 8 | 6 |
| BUF | 7 | 3 | 5 | 8 | 0 |
| CAR | 8 | 4 | 5 | 9 | 0 |
| CHI | 11 | 3 | 8 | 11 | 2 |
| COL | 12 | 5 | 3 | 8 | 12 |
| CBJ | 5 | 1 | 2 | 3 | 2 |
| DAL | 12 | 8 | 5 | 13 | 0 |
| DET | 7 | 3 | 6 | 9 | 2 |
| EDM | 19 | 8 | 4 | 12 | 4 |
| FLA | 8 | 3 | 2 | 5 | 0 |
| LAK | 17 | 5 | 15 | 20 | 2 |
| MIN | 11 | 2 | 7 | 9 | 0 |
| MTL | 8 | 2 | 9 | 11 | 2 |
| NSH | 12 | 3 | 12 | 15 | 0 |
| NJD | 8 | 1 | 9 | 8 | 2 |
| NYI | 7 | 2 | 4 | 6 | 4 |
| NYR | 8 | 2 | 4 | 6 | 0 |
| OTT | 8 | 3 | 7 | 10 | 2 |
| PHI | 7 | 2 | 7 | 9 | 0 |
| PIT | 8 | 4 | 3 | 7 | 2 |
| SJS | 19 | 4 | 6 | 10 | 0 |
| STL | 12 | 2 | 9 | 11 | 0 |
| TBL | 8 | 1 | 6 | 7 | 0 |
| TOR | 6 | 1 | 2 | 3 | 6 |
| VAN | 19 | 5 | 10 | 15 | 4 |
| VGK | 4 | 1 | 2 | 3 | 0 |
| WSH | 8 | 1 | 6 | 7 | 0 |
| WPG | 11 | 5 | 8 | 13 | 0 |
| TOTAL | 312 | 97 | 191 | 288 | 64 |

CAREER PLAYOFFS VS. NHL

| TEAM | GP | G | A | PTS | PIM |
|--------------|-----------|----------|----------|-----------|----------|
| ANA | 9 | 2 | 3 | 5 | 4 |
| VAN | 6 | 2 | 4 | 6 | 2 |
| TOTAL | 15 | 4 | 7 | 11 | 6 |



5 | MARK
GIORDANO



Defence | Shoots: Left | 6'1" | 200 lbs. | DOB: Oct. 3, 1983 | Birthplace: Toronto, ON

DRAFTED: Undrafted free agent signed by the Calgary Flames

| CAREER REGULAR SEASON | | | | | | | | CAREER PLAYOFFS | | | | |
|-----------------------|------------|--------|----|----|----|-----|-----|-----------------|----------|----------|----------|-----------|
| SEASON | CLUB | LEAGUE | GP | G | A | PTS | PIM | GP | G | A | PTS | PIM |
| 2001-02 | Brampton | OPJHL | 48 | 11 | 26 | 37 | 59 | - | - | - | - | - |
| 2002-03 | Owen Sound | OHL | 68 | 18 | 30 | 48 | 109 | 4 | 1 | 3 | 4 | 2 |
| 2003-04 | Owen Sound | OHL | 65 | 14 | 35 | 49 | 72 | 7 | 1 | 3 | 4 | 5 |
| 2004-05 | Lowell | AHL | 66 | 6 | 10 | 16 | 85 | 11 | 0 | 1 | 1 | 41 |
| 2005-06 | Omaha | AHL | 73 | 16 | 42 | 58 | 141 | - | - | - | - | - |
| | Calgary | NHL | 7 | 0 | 1 | 1 | 8 | - | - | - | - | - |
| 2006-07 | Omaha | AHL | 5 | 0 | 2 | 2 | 8 | 3 | 0 | 1 | 1 | 2 |
| | Calgary | NHL | 48 | 7 | 8 | 15 | 36 | 4 | 1 | 0 | 1 | 0 |
| 2007-08 | Moscow | Russia | 50 | 4 | 9 | 13 | 89 | - | - | - | - | - |
| 2008-09 | Calgary | NHL | 58 | 2 | 17 | 19 | 59 | - | - | - | - | - |
| 2009-10 | Calgary | NHL | 82 | 11 | 19 | 30 | 81 | - | - | - | - | - |
| | Canada | WC | 7 | 3 | 1 | 4 | 10 | - | - | - | - | - |
| 2010-11 | Calgary | NHL | 82 | 8 | 35 | 43 | 67 | - | - | - | - | - |
| 2011-12 | Calgary | NHL | 61 | 9 | 18 | 27 | 75 | - | - | - | - | - |
| 2012-13 | Calgary | NHL | 47 | 4 | 11 | 15 | 40 | - | - | - | - | - |
| 2013-14 | Calgary | NHL | 64 | 13 | 33 | 47 | 63 | - | - | - | - | - |
| 2014-15 | Calgary | NHL | 61 | 11 | 37 | 48 | 37 | - | - | - | - | - |
| 2015-16 | Calgary | NHL | 82 | 21 | 35 | 56 | 54 | - | - | - | - | - |
| 2016-17 | Calgary | NHL | 81 | 12 | 27 | 39 | 59 | 4 | 0 | 1 | 1 | 2 |
| 2017-18 | Calgary | NHL | 82 | 13 | 25 | 38 | 63 | - | - | - | - | - |
| TOTAL | | | | | | | | 8 | 1 | 1 | 2 | 2 |
| | | | | | | | | 14 | 0 | 2 | 2 | 43 |
| | | | | | | | | 11 | 2 | 6 | 8 | 7 |

NHL HIGHLIGHTS

CAREER FIRSTS

FIRST NHL GAME: at STL on Jan. 30, 2006

FIRST NHL GOAL: at TOR on Oct. 14, 2006

FIRST NHL ASSIST: at VAN on Apr. 8, 2006

LONGEST PERSONAL STREAKS

GOALS: 3 games (2x), Most Recent: Feb. 15 – 21, 2017 (3G)

ASSISTS: 6 games (1x), Oct. 31 – Nov. 10, 2014 (8A)

POINTS: 9 games (2x), Most Recent: Oct. 28 – Nov. 15, 2014 (5G, 9A)

CAREER HIGHS

GOALS: 2 (5x), Most Recent: vs. Van on Dec. 17, 2017

ASSISTS: 3 (2x), Most Recent: vs. BOS on Feb. 16, 2015

POINTS: 3 (6x), Most Recent: vs. DAL on Mar. 17, 2017 (1G, 2A)

SHOTS: 9 (1x), at PHX on Mar. 15, 2014

PIM: 15 (1x), vs. CAR on Jan. 14, 2018

PLUS/MINUS: +5 (1x), at EDM on Mar. 22, 2014

TIME ON ICE: 33:32 (1x), at VAN on Jan. 18, 2014

MULTI-POINT GAMES: 62, Most Recent: at BUF on Mar. 7, 2018

PLAYOFFS

2007, 2017: 8 games – 2 points (1G, 1A)

SHOOTOUTS

0-of-1 (0.0%), 0 Game-Deciding Goals

NHL/FLAMES AWARDS

2011-12: J.R. "Bud" McCaig Award

2015-16: Ralph T. Scurfield Humanitarian Award

2015-16: NHL Foundation Player Award

2017: Muhammad Ali Sports Humanitarian Award

ALL-STAR GAMES

2015: Columbus (Team Toews – 1A)

2016: Nashville (Pacific Division – 1A)

INTERNATIONAL

2010: WC – Team Canada (3G, 1A)

CAREER TRANSACTIONS / CONTRACT STATUS

2004: Undrafted free agent signed by the Calgary Flames.

2007: Signed as a free agent by HC Dynamo Moscow.

2008: Signed as a free agent by the Calgary Flames.

CONTRACT: Signed through 2021-22 season. Becomes an unrestricted free agent in 2022-23.

2017-18 HIGHLIGHTS

- Tallied his first assist of the season on a goal by Micheal Ferland on Oct. 7 vs. WPG
- Scored the 100th goal of his career on Oct. 14 at VAN
- Became third in Flames history for goals by a defenceman with 101 on Nov. 2 vs. PIT
- Played in his 700th career NHL game on Dec. 4 vs. PHI
- Scored two goals on Dec. 17 at VAN
- Moved into 17th all-time in points as a Flames with 355 with an assist on Dec. 28 at SJS

CAREER HIGHLIGHTS


- Playing in his 12th NHL season, all with the Flames
- Picked up his first career playoff assist on Apr. 17, 2017 vs. ANA
- Passed Craig Conroy for 18th in Flames franchise scoring with an assist on Nov. 25, 2016 vs. BOS
- Played in his 600th career game on Oct. 25, 2016 at STL
- Finished the season tied for second amongst NHL defencemen in goals (21) in 2015-16
- Set career high in points (56) in 2015-16
- Became the first Flames defencemen in 21 years to score over 20 goals in a season in 2015-16
- Recorded the 200th assist of his career on Feb. 3, 2016 vs. CAR
- Named to his second consecutive NHL All-Star game on Jan. 6, 2016
- In 2014-15, he finished fifth on the Flames in regular season scoring with 48 points, despite missing the final 20 games of the season and the entire playoffs with a bicep injury
- He recorded eight multi-point games during 2014-15
- Was named to the 2015 NHL All-Star team where he had an assist and a game-high +6 for Team Toews
- Became the first Flames player in six years to be the NHL's "First Star" when he was honoured for his performance in November 2015
- Recorded four straight multi-point games from Nov. 2 – 8, 2014
- In the 2013-14 campaign, he was sixth among NHL defencemen in goals (13), 11th in points (47), and tied for fifth in power play goals (7), all of which led Calgary blueliners
- Led the Flames in power play goals (7) and plus/minus (+12) and finished second on the Flames in points and assists (33), despite missing 18 games with a broken ankle
- Named the 19th captain in Flames franchise history on Sept. 20, 2013
- He led Flames defencemen in goals (9), power play goals (5) and shots (125) in 2011-12
- His 2010-11 campaign saw him lead Calgary blueliners and finish tied for 20th amongst NHL defencemen in points (43)
- Spent the 2007-08 campaign with Dynamo Moscow in the Russian Elite League
- Spent the 2003-04 season with the AHL's Lowell Lock Monsters before splitting 2005-06 and 2006-07 between Omaha of the AHL and Calgary
- Played his two-year OHL career with Owen Sound

CAREER VS. NHL

| TEAM | GP | G | A | PTS | PIM |
|--------------|------------|------------|------------|------------|------------|
| ANA | 44 | 8 | 15 | 23 | 35 |
| ARI | 43 | 7 | 21 | 28 | 31 |
| BOS | 12 | 1 | 6 | 7 | 4 |
| BUF | 15 | 2 | 8 | 10 | 10 |
| CAR | 12 | 1 | 4 | 5 | 17 |
| CHI | 34 | 1 | 8 | 9 | 29 |
| COL | 44 | 6 | 14 | 20 | 39 |
| CBJ | 26 | 3 | 11 | 14 | 35 |
| DAL | 32 | 3 | 11 | 14 | 24 |
| DET | 25 | 7 | 5 | 12 | 20 |
| EDM | 25 | 7 | 17 | 24 | 59 |
| FLA | 13 | 4 | 8 | 12 | 4 |
| LAK | 44 | 4 | 13 | 17 | 30 |
| MIN | 42 | 6 | 12 | 18 | 36 |
| MTL | 18 | 4 | 4 | 8 | 14 |
| NSH | 34 | 7 | 13 | 20 | 18 |
| NJD | 12 | 2 | 6 | 8 | 6 |
| NYI | 12 | 1 | 2 | 3 | 14 |
| NYR | 14 | 2 | 2 | 4 | 10 |
| OTT | 16 | 0 | 4 | 4 | 20 |
| PHI | 11 | 2 | 4 | 6 | 11 |
| PIT | 13 | 4 | 2 | 6 | 8 |
| SJS | 42 | 4 | 17 | 21 | 34 |
| STL | 31 | 5 | 12 | 17 | 28 |
| TBL | 12 | 1 | 6 | 7 | 15 |
| TOR | 16 | 3 | 8 | 11 | 6 |
| VAN | 55 | 10 | 18 | 28 | 55 |
| VGK | 4 | 0 | 1 | 1 | 4 |
| WSH | 12 | 3 | 4 | 7 | 10 |
| WPG | 17 | 4 | 10 | 14 | 16 |
| TOTAL | 755 | 112 | 266 | 378 | 642 |

CAREER PLAYOFFS VS. NHL

| TEAM | GP | G | A | PTS | PIM |
|--------------|----------|----------|----------|----------|----------|
| ANA | 4 | 0 | 1 | 1 | 2 |
| DET | 4 | 1 | 0 | 1 | 0 |
| TOTAL | 8 | 1 | 1 | 2 | 2 |



24 | TRAVIS
HAMONIC



Defence | Shoots: Right | 6'1" | 205 lbs. | DOB: Aug. 16, 1990 | Birthplace: St. Malo, MB

DRAFTED: Selected by New York Islanders in the second round (53rd overall) in the 2008 NHL Draft

ACQUIRED: Trade from New York Islanders on June 24, 2017

| CAREER REGULAR SEASON | | | | | | | | CAREER PLAYOFFS | | | | |
|-----------------------|------------|---------------|------------|-----------|------------|------------|------------|-----------------|----------|----------|-----------|-----------|
| SEASON | CLUB | LEAGUE | GP | G | A | PTS | PIM | GP | G | A | PTS | PIM |
| 2006-07 | Moose Jaw | WHL | 22 | 0 | 3 | 3 | 30 | - | - | - | - | - |
| | Winnipeg | MJHL | 32 | 2 | 13 | 15 | 62 | - | - | - | - | - |
| 2007-08 | Moose Jaw | WHL | 61 | 5 | 17 | 22 | 101 | 6 | 0 | 1 | 1 | 6 |
| 2008-09 | Moose Jaw | WHL | 57 | 13 | 27 | 40 | 126 | - | - | - | - | - |
| 2009-10 | Moose Jaw | WHL | 31 | 10 | 29 | 39 | 48 | - | - | - | - | - |
| | Brandon | WHL | 10 | 1 | 4 | 5 | 17 | 15 | 4 | 7 | 11 | 23 |
| 2010-11 | Bridgeport | AHL | 19 | 2 | 5 | 7 | 45 | - | - | - | - | - |
| | NYI | NHL | 62 | 5 | 21 | 26 | 103 | - | - | - | - | - |
| 2011-12 | NYI | NHL | 73 | 2 | 22 | 24 | 73 | - | - | - | - | - |
| 2012-13 | Bridgeport | AHL | 21 | 4 | 6 | 10 | 37 | - | - | - | - | - |
| | NYI | NHL | 48 | 3 | 7 | 10 | 28 | 6 | 0 | 1 | 1 | 23 |
| 2013-14 | NYI | NHL | 69 | 3 | 15 | 18 | 68 | - | - | - | - | - |
| 2014-15 | NYI | NHL | 71 | 5 | 28 | 33 | 85 | - | - | - | - | - |
| 2015-16 | NYI | NHL | 72 | 5 | 16 | 21 | 35 | 11 | 1 | 2 | 3 | 8 |
| 2016-17 | NYI | NHL | 49 | 3 | 11 | 14 | 60 | - | - | - | - | - |
| 2017-18 | Calgary | NHL | 74 | 1 | 10 | 11 | 79 | - | - | - | - | - |
| TOTAL | | NHL | 518 | 27 | 130 | 157 | 531 | 17 | 1 | 3 | 4 | 31 |
| | | Flames | 74 | 1 | 10 | 11 | 79 | - | - | - | - | - |
| | | AHL | 40 | 6 | 11 | 17 | 82 | - | - | - | - | - |
| | | WHL | 181 | 29 | 80 | 109 | 322 | 21 | 4 | 8 | 12 | 29 |

NHL HIGHLIGHTS

CAREER FIRSTS

FIRST NHL GAME: vs. CBJ on Nov. 24, 2010

FIRST NHL GOAL: at ATL on Feb. 1, 2011

FIRST NHL ASSIST: vs. NYR on Dec. 2, 2010

LONGEST PERSONAL STREAKS

GOALS: 2 games (2x), Most Recent: Oct. 22 – 30, 2016 (2G)

ASSISTS: 4 games (1x), Feb. 7 – 12, 2015 (5A)

POINTS: 4 games (1x), Feb. 7 – 12, 2015 (5A)

CAREER HIGHS

GOALS: 1 (27x), Most Recent: at VAN on Oct. 14, 2017

ASSISTS: 2 (14x), Most Recent: vs. BUF on Dec. 23, 2016

POINTS: 3 (2x), Most Recent: vs. WSH on Mar. 13, 2012 (1G, 2A)

SHOTS: 8 (1x), at PHI on Apr. 9, 2011

PIM: 32 (1x), vs. NJD on Mar. 1, 2014

PLUS/MINUS: +4 (1x), vs. NYR on Mar. 31, 2011

TIME ON ICE: 30:30 (1x), at TBL on Mar. 27, 2014

MULTI-POINT GAMES: 18, Most Recent: vs. BUF on Dec. 23, 2016 (2A)

PLAYOFFS

2013, 2016: 17 games – 4 points (1G, 3A)

NHL/FLAMES AWARDS

2016-17: NHL Foundation Player Award

2017-18: Ralph T. Scurfield Humanitarian Award

INTERNATIONAL

2008: WU18 – Team Canada

2010: WJC – Team Canada

SHOOTOUTS

0-of-5 (0.0%), 0 Game-Deciding Goals

CAREER TRANSACTIONS | CONTRACT STATUS

2017: Traded to Calgary by NY Islanders with NY Islanders' 4th round (conditional) pick in 2019 NHL Draft for Calgary's 1st round in 2018 NHL Draft, Calgary's 2nd round pick in 2018 NHL Draft and Calgary's 2nd round (conditional) pick in 2019 NHL Draft.

CONTRACT: Signed through the 2019-20 season. Becomes an unrestricted free agent in 2020-21.

2017-18 HIGHLIGHTS

- Played in his first game as a Flame on Oct. 4 at EDM
- Scored his first goal as a Flame on Oct. 14 at VAN
- Skated in the 400th NHL game of his career on Feb. 19 vs. BOS
- Received the team's Ralph T. Scurfield Humanitarian Award on Mar. 12

CAREER HIGHLIGHTS


- Playing in his ninth NHL season, second with the Flames
- Played in his 400th career regular season NHL game on Oct. 21, 2016 vs. ARI
- Won the 2017 NHL Foundation Player Award for Humanitarian of the Year on Jun. 20, 2017
- Established career highs in points (33), assists (18) and plus/minus rating (+15) in 71 games played in 2014-15
- Led all Islanders in average time on ice (21:47) that same season
- Played in his 300th NHL game on Feb. 17, 2015 vs. CAR
- Recorded his 100th NHL point (goal) on Feb. 21, 2015 vs. WSH
- Played in six playoff games in 2013 tallying one assist for the Islanders
- Scored his first NHL goal on Feb. 1, 2011 vs. ATL
- Recorded his first NHL point (assist) on Dec. 2, 2010 vs. NYR
- Made his NHL debut on Nov. 24, 2010 vs. CBJ
- Split his fourth WHL season with the Moose Jaw Warriors and Brandon Wheat Kings totaling 44 points (11G, 33A) in 31 games
- Skated for Team Canada in the IIHF World Junior Championships in 2010 receiving a silver medal
- Won a gold medal at the Under-18 World Championships as a member of Team Canada in 2008

CAREER VS. NHL

| TEAM | GP | G | A | PTS | PIM |
|--------------|------------|-----------|------------|------------|------------|
| ANA | 14 | 1 | 2 | 3 | 5 |
| ARI | 13 | 0 | 1 | 1 | 4 |
| BOS | 22 | 0 | 6 | 6 | 4 |
| BUF | 22 | 0 | 10 | 10 | 16 |
| CGY | 9 | 0 | 4 | 4 | 4 |
| CAR | 25 | 1 | 7 | 8 | 24 |
| CHI | 13 | 1 | 4 | 5 | 10 |
| COL | 11 | 1 | 1 | 2 | 2 |
| CBJ | 17 | 2 | 3 | 5 | 18 |
| DAL | 10 | 0 | 2 | 2 | 10 |
| DET | 13 | 0 | 1 | 1 | 36 |
| EDM | 14 | 0 | 2 | 2 | 11 |
| FLA | 17 | 1 | 5 | 6 | 37 |
| LAK | 12 | 1 | 2 | 3 | 8 |
| MIN | 13 | 0 | 2 | 2 | 14 |
| MTL | 19 | 1 | 2 | 3 | 18 |
| NSH | 12 | 0 | 2 | 2 | 4 |
| NJD | 30 | 3 | 6 | 9 | 56 |
| NYI | 2 | 0 | 1 | 1 | 0 |
| NYR | 29 | 1 | 13 | 14 | 45 |
| OTT | 20 | 2 | 8 | 10 | 0 |
| PHI | 26 | 1 | 2 | 3 | 25 |
| PIT | 33 | 3 | 11 | 14 | 79 |
| SJS | 13 | 0 | 1 | 1 | 15 |
| STL | 9 | 0 | 3 | 3 | 4 |
| TBL | 20 | 0 | 3 | 3 | 19 |
| TOR | 22 | 1 | 7 | 8 | 22 |
| VAN | 11 | 2 | 5 | 7 | 9 |
| VGK | 3 | 0 | 1 | 1 | 7 |
| WSH | 26 | 4 | 7 | 11 | 10 |
| WPG | 18 | 1 | 6 | 7 | 15 |
| TOTAL | 518 | 27 | 130 | 157 | 531 |

CAREER PLAYOFFS VS. NHL

| TEAM | GP | G | A | PTS | PIM |
|--------------|-----------|----------|----------|----------|-----------|
| FLA | 6 | 0 | 1 | 1 | 2 |
| PIT | 6 | 0 | 1 | 1 | 23 |
| TBL | 5 | 1 | 1 | 2 | 6 |
| TOTAL | 17 | 1 | 3 | 4 | 31 |



55 | NOAH
HANIFIN



Defence | Shoots: Left | 6'3" | 215 lbs. | DOB: Jan. 25, 1997 | Birthplace: Boston, MA

DRAFTED: Selected by Carolina in the first round (5th overall) in the 2015 NHL Draft

ACQUIRED: Trade from Carolina on June 23, 2018

| CAREER REGULAR SEASON | | | | | | | | CAREER PLAYOFFS | | | | |
|-----------------------|------------------------|---------------|------------|-----------|-----------|-----------|-----------|-----------------|---|---|-----|-----|
| SEASON | CLUB | LEAGUE | GP | G | A | PTS | PIM | GP | G | A | PTS | PIM |
| 2013-14 | U.S. National U17 Team | USHL | 25 | 5 | 7 | 12 | 18 | - | - | - | - | - |
| | U.S. National U18 Team | USHL | 6 | 1 | 7 | 8 | 0 | - | - | - | - | - |
| 2014-15 | Boston College | H-East | 37 | 5 | 18 | 23 | 16 | - | - | - | - | - |
| 2015-16 | Carolina | NHL | 79 | 4 | 18 | 22 | 22 | - | - | - | - | - |
| 2016-17 | Carolina | NHL | 81 | 4 | 25 | 29 | 26 | - | - | - | - | - |
| 2017-18 | Carolina | NHL | 79 | 10 | 22 | 32 | 21 | - | - | - | - | - |
| TOTAL | | NHL | 239 | 18 | 65 | 83 | 69 | - | - | - | - | - |
| | | H-EAST | 37 | 5 | 18 | 23 | 16 | - | - | - | - | - |
| | | USHL | 31 | 6 | 14 | 20 | 18 | - | - | - | - | - |

NHL HIGHLIGHTS

CAREER FIRSTS

FIRST NHL GAME: at NSH on Oct. 9, 2015

FIRST NHL GOAL: vs. ANA Nov. 11, 2015

FIRST NHL ASSIST: vs. DET on Oct. 10, 2015

LONGEST PERSONAL STREAKS

GOALS: 1 game (18x), Most Recent: Mar. 27, 2018

ASSISTS: 3 games (3x), Most Recent: Nov. 4 – 10, 2017 (3A)

POINTS: 3 games (4x), Most Recent: Nov. 24 – 28, 2017 (1G, 2A)

CAREER HIGHS

GOALS: 1 (18x), Most Recent: at NJD on Mar. 27, 2018

ASSISTS: 3 (2x), Most Recent: at MTL on Jan. 25, 2018

POINTS: 3 (3x), Most Recent: at MTL on Jan. 25, 2018

SHOTS: 7 (1x), vs. FLA on Dec. 2, 2017

PIM: 5 (1x), vs. FLA on Dec. 2, 2017

PLUS/MINUS: +5 (1x), at MTL on Jan. 25, 2018

TIME ON ICE: 23:34 (1x), at TOR on Dec. 19, 2017

MULTI-POINT GAMES: 10, Most Recent: at MTL on Jan. 25, 2018

INTERNATIONAL

2014: WJC18 – Team USA (Gold Medal - 1G, 4A)

2015: WJC – Team USA (0G, 2A)

2016: WC – Team USA (1G, 2A)

2017: WC – Team USA (0G, 2A)

SHOOTOUTS

1-of-2 (50%), 1 Game-Deciding Goal

CAREER TRANSACTIONS / CONTRACT STATUS

2018: Traded from the Carolina Hurricanes to the Calgary Flames along with Elias Lindholm for Dougie Hamilton, Micheal Ferland, and Adam Fox on June 23, 2018.

CONTRACT: Signed through 2023-24 season. Becomes an unrestricted free agent in 2024-25.

2017-18 HIGHLIGHTS


- Established career highs in points (32), goals (10), game-winning goals (3), and shots (165) in 79 games
- Led Hurricanes defencemen in points and goals
- Represented Carolina at 2018 NHL All-Star Game in Tampa on Jan. 28, marking his first career NHL All-Star Game
- Played in his 200th career NHL game on Jan. 4, 2018 vs. PIT

CAREER HIGHLIGHTS

- Playing in his fourth NHL season, first with the Flames
- Registered a career high in assists (25) in 81 games in 2016-17
- Scored his first career game-winning goal in overtime on Mar. 30, 2017 vs. CBJ
- Earned an even-or-better rating in a career-best 16 straight games from Nov. 10 – Dec. 12, 2016
- Had a career-high three assists at CGY on Oct. 20, 2016, making him the first teenage defenceman in Whalers/Hurricanes history to record three points in one game
- Completed his rookie season with the Hurricanes, posting 22 points (4G, 18A) in 79 games played in 2015-16
- Ended the season ranked fourth among NHL rookie defencemen in points, tied for fourth in goals and assists, tied for second in power-play points (7) and third in shots on goal (122) during the 2015-16 campaign
- Beat Anton Khudobin for his first NHL goal on Nov. 16, 2015 vs. ANA
- Made his NHL debut on Oct. 8, 2015 at NSH
- Recorded five goals and 18 assists (23 points) during his freshman season at Boston College, ranking third among rookie NCAA defencemen in 2014-15
- At 17, became the youngest player to ever suit up for Boston College when he made his debut vs. UMass-Lowell on Oct. 10, 2014
- Won a gold medal as a member of Team USA at the U-18 World Junior Championships in 2014

CAREER VS. NHL

| TEAM | GP | G | A | PTS | PIM |
|--------------|------------|-----------|-----------|-----------|-----------|
| ANA | 6 | 1 | 0 | 1 | 0 |
| ARI | 5 | 0 | 2 | 2 | 0 |
| BOS | 9 | 2 | 3 | 5 | 4 |
| BUF | 9 | 0 | 3 | 3 | 2 |
| CGY | 6 | 0 | 5 | 5 | 0 |
| CHI | 6 | 0 | 0 | 0 | 4 |
| COL | 6 | 0 | 0 | 0 | 2 |
| CBJ | 11 | 3 | 6 | 9 | 2 |
| DAL | 6 | 0 | 3 | 3 | 0 |
| DET | 8 | 1 | 3 | 4 | 2 |
| EDM | 5 | 0 | 0 | 0 | 2 |
| FLA | 9 | 1 | 2 | 3 | 7 |
| LAK | 6 | 0 | 1 | 1 | 4 |
| MIN | 6 | 1 | 4 | 5 | 2 |
| MTL | 9 | 1 | 4 | 5 | 0 |
| NSH | 6 | 1 | 3 | 4 | 0 |
| NJD | 13 | 1 | 2 | 3 | 2 |
| NYI | 12 | 2 | 3 | 5 | 4 |
| NYR | 11 | 0 | 1 | 1 | 4 |
| OTT | 8 | 1 | 1 | 2 | 0 |
| PHI | 13 | 0 | 2 | 2 | 8 |
| PIT | 13 | 0 | 1 | 1 | 2 |
| SJS | 6 | 0 | 3 | 3 | 2 |
| STL | 6 | 0 | 4 | 4 | 2 |
| TBL | 9 | 1 | 2 | 3 | 6 |
| TOR | 9 | 1 | 1 | 2 | 0 |
| VAN | 6 | 0 | 3 | 3 | 4 |
| VGK | 2 | 0 | 0 | 0 | 0 |
| WSH | 12 | 0 | 0 | 0 | 2 |
| WPG | 6 | 1 | 3 | 4 | 2 |
| TOTAL | 239 | 18 | 65 | 83 | 69 |



21 | GARNET
HATHAWAY



Right Wing | Shoots: Right | 6'2" | 210 lbs. | DOB: Nov. 23, 1991 | Birthplace: Kennebunkport, ME

DRAFTED: Undrafted free agent signed by the Calgary Flames

| SEASON | CLUB | CAREER REGULAR SEASON | | | | | | CAREER PLAYOFFS | | | | |
|--------------|------------|-----------------------|------------|-----------|-----------|-----------|------------|-----------------|----------|----------|----------|-----------|
| | | LEAGUE | GP | G | A | PTS | PIM | GP | G | A | PTS | PIM |
| 2010-11 | Brown | ECAC | 31 | 5 | 9 | 14 | 42 | - | - | - | - | - |
| 2011-12 | Brown | ECAC | 26 | 3 | 5 | 8 | 48 | - | - | - | - | - |
| 2012-13 | Brown | ECAC | 33 | 6 | 15 | 21 | 47 | - | - | - | - | - |
| 2013-14 | Brown | ECAC | 31 | 6 | 9 | 15 | 41 | - | - | - | - | - |
| | Abbotsford | AHL | 8 | 0 | 0 | 0 | 10 | 1 | 0 | 0 | 0 | 10 |
| 2014-15 | Adirondack | AHL | 72 | 19 | 17 | 36 | 77 | - | - | - | - | - |
| 2015-16 | Stockton | AHL | 44 | 8 | 13 | 21 | 39 | - | - | - | - | - |
| | Calgary | NHL | 14 | 0 | 3 | 3 | 31 | - | - | - | - | - |
| 2016-17 | Stockton | AHL | 31 | 8 | 12 | 20 | 67 | 5 | 2 | 2 | 4 | 2 |
| | Calgary | NHL | 26 | 1 | 4 | 5 | 44 | - | - | - | - | - |
| 2017-18 | Stockton | AHL | 18 | 11 | 8 | 19 | 30 | - | - | - | - | - |
| | Calgary | NHL | 59 | 4 | 9 | 13 | 88 | - | - | - | - | - |
| TOTAL | | NHL | 99 | 5 | 16 | 21 | 163 | - | - | - | - | - |
| | | AHL | 173 | 46 | 50 | 96 | 223 | 6 | 2 | 2 | 4 | 12 |
| | | ECAC | 121 | 20 | 38 | 58 | 178 | - | - | - | - | - |

NHL HIGHLIGHTS

CAREER FIRSTS

FIRST NHL GAME: at PHI on Feb. 29, 2016

FIRST NHL GOAL: at DET on Nov. 20, 2016

FIRST NHL ASSIST: at BUF on Mar. 3, 2016

LONGEST PERSONAL STREAKS

GOALS: 1 game (5x), Most Recent: vs. VGK on Apr. 7 (1G)

ASSISTS: 1 game (16x), Most Recent: vs. SJS on Mar. 16, 2018 (1A)

POINTS: 2 games (1x), Dec. 7 – 9, 2017 (1G, 2A)

CAREER HIGHS

GOALS: 1 (5x), Most Recent: vs. VGK on Apr. 7, 2018

ASSISTS: 2 (3x), Most Recent: vs. VAN on Dec. 9, 2017

POINTS: 2 (3x), Most Recent: vs. VAN on Dec. 9, 2017

SHOTS: 5 (1x), vs. MTL on Dec. 7, 2017

PIM: 19 (1x), vs. ANA on Jan. 6, 2018

PLUS/MINUS: +2 (5x), Most Recent: vs. VGK on Apr. 7, 2018

TIME ON ICE: 16:02 (1x), vs. CHI on Dec. 31, 2017

MULTI-POINT GAMES: 3, Most Recent: vs. VAN on Dec. 9, 2017 (2A)

CAREER TRANSACTIONS / CONTRACT STATUS

2014: Undrafted free agent signed by the Calgary Flames on March 14, 2014.

CONTRACT: Signed through 2018-19 season. Becomes an unrestricted free agent in 2019-20.

2017-18 HIGHLIGHTS

- Recalled from Stockton (AHL) on Nov. 28
- Scored his first goal of the season on Dec. 7 at MTL
- Picked up two assists for his first multi-point game of the season on Dec. 9 vs. VAN
- Scored the first short-handed goal of his career on Mar. 31 vs. EDM
- Skated in a career-high 59 games scoring four goals and adding nine assists for 13 points
- Had career highs in games (59), goals (4), assists (9), and points (13) in an NHL season in 2017-18

CAREER HIGHLIGHTS

- Playing in his fourth NHL season, all with the Flames
- Made his NHL debut on Feb. 29, 2016 at PHI
- Notched his first career NHL point (assist) and first career NHL multi-point game with another assist on Mar. 3, 2016 at BUF
- Scored his first career NHL goal on Nov. 20, 2017 at DET
- Skated in 121 games for Brown University in the NCAA scoring 20 goals and adding 38 assists for 58 points from 2010-11 to 2013-14

CAREER VS. NHL

| TEAM | GP | G | A | PTS | PIM |
|--------------|-----------|----------|-----------|-----------|------------|
| ANA | 5 | 0 | 2 | 2 | 37 |
| ARI | 10 | 0 | 0 | 0 | 7 |
| BOS | 4 | 0 | 1 | 1 | 14 |
| BUF | 4 | 0 | 2 | 2 | 4 |
| CAR | 1 | 0 | 0 | 0 | 2 |
| CHI | 5 | 0 | 0 | 0 | 6 |
| COL | 4 | 0 | 0 | 0 | 14 |
| CBJ | 2 | 0 | 0 | 0 | 2 |
| DAL | 2 | 0 | 0 | 0 | 2 |
| DET | 1 | 1 | 0 | 1 | 0 |
| EDM | 6 | 1 | 0 | 1 | 6 |
| FLA | 2 | 0 | 0 | 0 | 5 |
| LAK | 3 | 0 | 0 | 0 | 0 |
| MIN | 5 | 0 | 0 | 0 | 6 |
| MTL | 3 | 1 | 0 | 1 | 2 |
| NSH | 3 | 0 | 0 | 0 | 0 |
| NJD | 2 | 0 | 0 | 0 | 5 |
| NYI | 2 | 0 | 0 | 0 | 5 |
| NYR | 2 | 0 | 0 | 0 | 0 |
| OTT | 1 | 0 | 0 | 0 | 0 |
| PHI | 3 | 0 | 1 | 1 | 0 |
| PIT | 3 | 0 | 0 | 0 | 0 |
| SJS | 6 | 1 | 2 | 3 | 24 |
| STL | 2 | 0 | 0 | 0 | 4 |
| TBL | 2 | 0 | 2 | 2 | 7 |
| TOR | 3 | 0 | 1 | 1 | 0 |
| VAN | 4 | 0 | 4 | 4 | 2 |
| VGK | 4 | 1 | 0 | 1 | 4 |
| WPG | 5 | 0 | 1 | 1 | 5 |
| TOTAL | 99 | 5 | 16 | 21 | 163 |



77 | MARK
JANKOWSKI



Centre | Shoots: Left | 6'4" | 210 lbs. | DOB: Sep. 13, 1994 | Birthplace: Hamilton, ON

DRAFTED: Selected by Calgary in the first round (21st overall) in the 2012 NHL Draft

| SEASON | CLUB | CAREER REGULAR SEASON | | | | | | CAREER PLAYOFFS | | | | |
|--------------|--------------------|-----------------------|------------|-----------|-----------|------------|-----------|-----------------|----------|----------|----------|----------|
| | | LEAGUE | GP | G | A | PTS | PIM | GP | G | A | PTS | PIM |
| 2012-13 | Providence College | NCAA | 34 | 7 | 11 | 18 | 10 | - | - | - | - | - |
| 2013-14 | Providence College | NCAA | 39 | 13 | 12 | 25 | 14 | - | - | - | - | - |
| 2014-15 | Providence College | NCAA | 37 | 8 | 19 | 27 | 14 | - | - | - | - | - |
| 2015-16 | Providence College | NCAA | 38 | 15 | 25 | 40 | 28 | - | - | - | - | - |
| | Stockton | AHL | 8 | 2 | 4 | 6 | 0 | - | - | - | - | - |
| 2016-17 | Stockton | AHL | 64 | 27 | 29 | 56 | 29 | 5 | 1 | 4 | 5 | 0 |
| | Calgary | NHL | 1 | 0 | 0 | 0 | 0 | - | - | - | - | - |
| 2017-18 | Stockton | AHL | 6 | 5 | 3 | 8 | 12 | - | - | - | - | - |
| | Calgary | NHL | 72 | 17 | 8 | 25 | 33 | - | - | - | - | - |
| TOTAL | | NHL | 73 | 17 | 8 | 25 | 33 | - | - | - | - | - |
| | | AHL | 72 | 29 | 33 | 62 | 29 | 5 | 1 | 4 | 5 | 0 |
| | | NCAA | 148 | 43 | 67 | 110 | 51 | - | - | - | - | - |

NHL HIGHLIGHTS

CAREER FIRSTS

FIRST NHL GAME: at NYI on Nov. 28, 2016

FIRST NHL GOAL: vs. DET on Nov. 9, 2017

FIRST NHL ASSIST: vs. STL on Nov. 13, 2017

LONGEST PERSONAL STREAKS

GOALS: 2 games (1x), Nov. 9 – 13, 2017

ASSISTS: 1 game (7x), Most Recent: Mar. 7, 2018 (1A)

POINTS: 2 games (2x), Most Recent: Nov. 30 – Dec. 2, 2017 (2G, 1A)

CAREER HIGHS

GOALS: 4 (1x), vs. VGK on Apr. 7, 2018

ASSISTS: 2 (1x), at VAN on Dec. 17, 2017

POINTS: 4 (1x), vs. VGK on Apr. 7, 2018

SHOTS: 8 (1x), vs. VGK on Apr. 7, 2018

PIM: 7 (1x), vs. EDM on Mar. 31, 2018

PLUS/MINUS: +3, Most Recent: vs. VGK on Apr. 7, 2018

TIME ON ICE: 17:18 (1x), vs. WPG on Jan. 20, 2018

MULTI-POINT GAMES: 6, Most Recent: vs. VGK on Apr. 7, 2018

SHOOTOUTS

0-of-1 (0.0%), 0 Game-Deciding Goals

CAREER TRANSACTIONS / CONTRACT STATUS

CONTRACT: Signed through 2019-20 season. Becomes a restricted free agent in 2020-21.

2017-18 HIGHLIGHTS

- Recalled from Stockton (AHL) on Oct. 23
- Made his season debut on Oct. 24 at NSH
- Scored his first career NHL goal on Nov. 9 assisted by Jaromir Jagr and Sam Bennett vs. DET
- Recorded his first two-goal game and first multi-point game (2G, 1A) on Nov. 13 vs. STL
- Was named the first star of the game on Nov. 13 vs. STL
- Had a pair of goals on Nov. 30 vs. ARI
- Recorded his second three-point game (1G, 2A) of the season on Dec. 17 at VAN
- Notched his first career hat trick scoring four goals on Apr. 7 vs. VGK

CAREER HIGHLIGHTS

- Playing in his second season, both with the Flames
- Made his NHL debut on Nov. 26, 2016 at NYI
- Was drafted in the first round (21st overall) by the Flames in the 2012 NHL Draft
- Was named to the AHL All-Rookie team for the 2016-17 season
- Had the most goals by an AHL rookie with 27 in 2016-17
- Was named to the NCAA (East) second All-American Team
- Won the NCAA Championship as a member of Providence in 2015 and was named to the All-Tournament Team

CAREER VS. NHL

| TEAM | GP | G | A | PTS | PIM |
|--------------|-----------|-----------|----------|-----------|-----------|
| ANA | 3 | 0 | 0 | 0 | 4 |
| ARI | 4 | 3 | 0 | 3 | 0 |
| BOS | 2 | 0 | 0 | 0 | 0 |
| BUF | 2 | 1 | 1 | 2 | 0 |
| CAR | 1 | 0 | 0 | 0 | 2 |
| CHI | 2 | 0 | 0 | 0 | 0 |
| COL | 3 | 0 | 0 | 0 | 0 |
| CBJ | 2 | 0 | 0 | 0 | 0 |
| DAL | 3 | 0 | 0 | 0 | 0 |
| DET | 2 | 1 | 0 | 1 | 0 |
| EDM | 3 | 0 | 1 | 1 | 7 |
| FLA | 2 | 0 | 0 | 0 | 2 |
| LAK | 3 | 1 | 0 | 1 | 2 |
| MIN | 2 | 0 | 0 | 0 | 2 |
| MTL | 2 | 0 | 0 | 0 | 0 |
| NSH | 3 | 1 | 0 | 1 | 2 |
| NJD | 2 | 0 | 0 | 0 | 0 |
| NYI | 3 | 1 | 0 | 1 | 0 |
| NYR | 2 | 0 | 0 | 0 | 0 |
| OTT | 1 | 0 | 0 | 0 | 0 |
| PHI | 2 | 0 | 0 | 0 | 0 |
| PIT | 2 | 0 | 0 | 0 | 4 |
| SJS | 4 | 1 | 1 | 2 | 0 |
| STL | 3 | 2 | 1 | 3 | 2 |
| TBL | 2 | 1 | 1 | 2 | 0 |
| TOR | 2 | 0 | 0 | 0 | 0 |
| VAN | 3 | 1 | 3 | 4 | 0 |
| VGK | 4 | 4 | 0 | 4 | 2 |
| WSH | 2 | 0 | 0 | 0 | 0 |
| WPG | 2 | 0 | 0 | 0 | 4 |
| TOTAL | 73 | 17 | 8 | 25 | 33 |



61 | BRETT
KULAK



Defence | Shoots: Left | 6'2" | 190 lbs. | DOB: Jan. 6, 1994 | Birthplace: Edmonton, AB

DRAFTED: Selected by Calgary in the fourth round (105th overall) in the 2012 NHL Draft

| CAREER REGULAR SEASON | | | | | | | | CAREER PLAYOFFS | | | | |
|-----------------------|------------|-------------|------------|-----------|-----------|------------|------------|-----------------|----------|----------|----------|----------|
| SEASON | CLUB | LEAGUE | GP | G | A | PTS | PIM | GP | G | A | PTS | PIM |
| 2010-11 | Vancouver | WHL | 3 | 0 | 0 | 0 | 0 | - | - | - | - | - |
| 2011-12 | Vancouver | WHL | 72 | 9 | 15 | 24 | 22 | 6 | 0 | 4 | 4 | 2 |
| 2012-13 | Vancouver | WHL | 72 | 12 | 32 | 44 | 34 | - | - | - | - | - |
| | Abbotsford | AHL | 4 | 0 | 0 | 0 | 0 | - | - | - | - | - |
| 2013-14 | Vancouver | WHL | 69 | 14 | 46 | 60 | 51 | 4 | 1 | 2 | 3 | 7 |
| | Abbotsford | AHL | 6 | 1 | 2 | 3 | 2 | 4 | 0 | 0 | 0 | 2 |
| 2014-15 | Adirondack | AHL | 26 | 4 | 9 | 13 | 27 | - | - | - | - | - |
| | Colorado | ECHL | 39 | 9 | 21 | 30 | 15 | - | - | - | - | - |
| | Calgary | NHL | 1 | 0 | 0 | 0 | 2 | - | - | - | - | - |
| 2015-16 | Calgary | NHL | 8 | 0 | 0 | 0 | 0 | - | - | - | - | - |
| | Stockton | AHL | 59 | 3 | 14 | 17 | 36 | - | - | - | - | - |
| 2016-17 | Calgary | NHL | 21 | 0 | 3 | 3 | 12 | - | - | - | - | - |
| | Stockton | AHL | 22 | 2 | 8 | 10 | 14 | 5 | 0 | 4 | 4 | 4 |
| 2017-18 | Calgary | NHL | 71 | 2 | 6 | 8 | 27 | - | - | - | - | - |
| TOTAL | | NHL | 101 | 2 | 9 | 11 | 41 | - | - | - | - | - |
| | | AHL | 113 | 10 | 33 | 43 | 79 | 9 | 0 | 4 | 4 | 6 |
| | | ECHL | 39 | 9 | 21 | 30 | 51 | - | - | - | - | - |
| | | WHL | 216 | 35 | 93 | 128 | 107 | 10 | 1 | 6 | 7 | 9 |

NHL HIGHLIGHTS

CAREER FIRSTS

FIRST NHL GAME: at WPG on Apr. 11, 2015

FIRST NHL GOAL: vs. NYR on Feb. 9, 2018

FIRST NHL ASSIST: vs. BUF on Oct. 18, 2016

LONGEST PERSONAL STREAKS

GOALS: 1 game (2x), Most Recent: Mar. 2, 2018

ASSISTS: 1 game (7x), Most Recent: Mar. 9, 2018 (1A)

POINTS: 1 game (9x), Most Recent: Mar. 9, 2018 (1A)

CAREER HIGHS

GOALS: 1 (2x), Most Recent: vs. NYR on Mar. 9, 2018

ASSISTS: 2 (2x), Most Recent: vs. DET on Nov. 9, 2017

POINTS: 2 (2x), Most Recent: vs. DET on Nov. 9, 2017

SHOTS: 4 (1x), vs. LAK on Jan. 4, 2018

PIM: 5 (1x), at DET on Nov. 15, 2017

PLUS/MINUS: +3 (2x), Most Recent: vs. VGK on Apr. 7, 2018

TIME ON ICE: 23:06 (1x), at SJS on Mar. 24, 2018

MULTI-POINT GAMES: 2, Most Recent: vs. DET on Nov. 9, 2017

CAREER TRANSACTIONS / CONTRACT STATUS

CONTRACT: Signed through 2018-19 season. Becomes a restricted free agent in 2019-20.

2017-18 HIGHLIGHTS


- Made his season debut on Oct. 21 vs. MIN
- Notched his first point of the season (assist) on Oct. 29 vs. WSH
- Had the second multi-point game of his career (2 assists) on Nov. 9 vs. DET
- Scored his first career NHL goal on Feb. 9 at NYR
- Skated in the 100th game of his NHL career on Apr. 5

CAREER HIGHLIGHTS

- Playing in his fourth NHL season, all with the Flames
- Made his NHL debut on Apr. 11, 2015
- Recorded his first career point with an assist on Oct. 18, 2016
- His first full professional year saw him score four goals and add nine assists for 13 points in 26 games
- His best WHL season was in 2012-13 where he scored 12 goals and added 32 assists for 44 points over 72 games
- Played in the CHL Top Prospects Game in 2012

CAREER VS. NHL

| TEAM | GP | G | A | PTS | PIM |
|--------------|------------|----------|----------|-----------|-----------|
| ANA | 4 | 0 | 0 | 0 | 2 |
| ARI | 7 | 0 | 0 | 0 | 0 |
| BOS | 3 | 0 | 0 | 0 | 0 |
| BUF | 3 | 0 | 1 | 1 | 0 |
| CAR | 2 | 0 | 0 | 0 | 2 |
| CHI | 3 | 0 | 0 | 0 | 0 |
| COL | 2 | 0 | 0 | 0 | 2 |
| CBJ | 3 | 0 | 0 | 0 | 0 |
| DAL | 3 | 0 | 2 | 2 | 4 |
| DET | 3 | 0 | 2 | 2 | 7 |
| EDM | 5 | 0 | 0 | 0 | 0 |
| FLA | 2 | 0 | 0 | 0 | 0 |
| LAK | 4 | 0 | 0 | 0 | 2 |
| MIN | 4 | 0 | 0 | 0 | 0 |
| MTL | 3 | 0 | 1 | 1 | 2 |
| NSH | 3 | 0 | 0 | 0 | 2 |
| NJD | 2 | 0 | 0 | 0 | 2 |
| NYI | 2 | 0 | 1 | 1 | 0 |
| NYR | 3 | 2 | 0 | 2 | 0 |
| OTT | 2 | 0 | 1 | 1 | 0 |
| PHI | 4 | 0 | 0 | 0 | 0 |
| PIT | 3 | 0 | 0 | 0 | 0 |
| SJS | 5 | 0 | 0 | 0 | 6 |
| STL | 4 | 0 | 0 | 0 | 4 |
| TBL | 2 | 0 | 0 | 0 | 0 |
| TOR | 3 | 0 | 0 | 0 | 0 |
| VAN | 6 | 0 | 0 | 0 | 2 |
| VGK | 4 | 0 | 0 | 0 | 0 |
| WSH | 3 | 0 | 1 | 1 | 0 |
| WPG | 4 | 0 | 0 | 0 | 4 |
| TOTAL | 101 | 2 | 9 | 11 | 41 |



20 | CURTIS
LAZAR



Centre | Shoots: Right | 6'0" | 205 lbs. | DOB: Feb. 2, 1995 | Birthplace: Salmon Arm, BC

DRAFTED: Selected by Ottawa in the first round (17th overall) in the 2013 NHL Draft

ACQUIRED: Trade from Ottawa on March 1, 2017

| CAREER REGULAR SEASON | | | | | | | | CAREER PLAYOFFS | | | | |
|-----------------------|------------|---------------|------------|-----------|-----------|------------|------------|-----------------|-----------|-----------|-----------|-----------|
| SEASON | CLUB | LEAGUE | GP | G | A | PTS | PIM | GP | G | A | PTS | PIM |
| 2010-11 | Edmonton | WHL | 6 | 0 | 1 | 1 | 0 | 4 | 1 | 0 | 1 | 0 |
| 2011-12 | Edmonton | WHL | 63 | 20 | 11 | 31 | 56 | 20 | 8 | 11 | 19 | 4 |
| 2012-13 | Edmonton | WHL | 72 | 38 | 23 | 61 | 47 | 22 | 9 | 2 | 11 | 20 |
| 2013-14 | Edmonton | WHL | 58 | 41 | 35 | 76 | 30 | 21 | 10 | 12 | 22 | 12 |
| 2014-15 | Ottawa | NHL | 67 | 6 | 9 | 15 | 14 | 6 | 0 | 0 | 0 | 2 |
| 2015-16 | Ottawa | NHL | 76 | 6 | 14 | 20 | 18 | - | - | - | - | - |
| 2016-17 | Binghamton | AHL | 13 | 3 | 1 | 4 | 8 | - | - | - | - | - |
| | Ottawa | NHL | 33 | 0 | 1 | 1 | 4 | - | - | - | - | - |
| | Calgary | NHL | 4 | 1 | 2 | 3 | 0 | 1 | 0 | 0 | 0 | 0 |
| 2017-18 | Calgary | NHL | 65 | 2 | 10 | 12 | 23 | - | - | - | - | - |
| TOTAL | | NHL | 245 | 15 | 36 | 51 | 59 | 7 | 0 | 0 | 0 | 2 |
| | | Flames | 69 | 3 | 12 | 15 | 23 | 1 | 0 | 0 | 0 | 0 |
| | | AHL | 13 | 3 | 1 | 4 | 8 | - | - | - | - | - |
| | | WHL | 199 | 99 | 70 | 169 | 133 | 67 | 28 | 25 | 53 | 36 |

NHL HIGHLIGHTS

CAREER FIRSTS

FIRST NHL GAME: at NSH on Oct. 9, 2014

FIRST NHL GOAL: at BUF on Dec. 15, 2014

FIRST NHL ASSIST: vs. COL on Oct. 16, 2014

LONGEST PERSONAL STREAKS

GOALS: 2 games (1x), Mar. 26 – 28, 2015 (2G)

ASSISTS: 2 games (5x), Most Recent: Dec. 18 – 20, 2015 (2A)

POINTS: 3 games (2x), Most Recent: Apr. 9 – Oct. 8, 2015 (1G, 2A)

CAREER HIGHS

GOALS: 2 (1x), vs. TOR on Feb. 6, 2016

ASSISTS: 1 (36x), Most Recent: vs. VGK on Apr. 7, 2018

POINTS: 2 (1x), vs. TOR on Feb. 6, 2016 (2G)

SHOTS: 5 (3x), Most Recent: vs. TBL on Feb. 1, 2018

PIM: 5 (3x), Most Recent: vs. BUF on Jan. 22, 2018

PLUS/MINUS: +3 (2x), Most Recent: vs. TOR on Feb. 6, 2016

TIME ON ICE: 20:03 (1x), vs. WPG on Nov. 5, 2015

MULTI-POINT GAMES: 1, vs. TOR on Feb. 6, 2016 (2G)

PLAYOFFS

2015, 2017: 7 games

INTERNATIONAL

2015: WJC – Team Canada (Gold Medal - 5G, 4A)

SHOOTOUTS

8-of-19 (42.1%), 5 Game-Deciding Goals

CAREER TRANSACTIONS / CONTRACT STATUS

2017: Traded to Calgary from Ottawa with Mike Kostka for Jyrki Jokipakka and a 2017 2nd round pick.

CONTRACT: Signed through the 2018-19 season. Becomes a restricted free agent in 2019-20.

2017-18 HIGHLIGHTS

- Recorded his first assist of the season on a goal by Johnny Gaudreau on Oct. 7 vs. WPG
- Skated in his 200th career NHL game on Dec. 7 at MTL
- Scored his first of the season on Feb. 9 at NYR

CAREER HIGHLIGHTS

- Playing in his fifth NHL season, second full season with the Flames
- Traded from the Ottawa Senators to the Calgary Flames on Mar. 1, 2017
- Scored his first goal as a member of the Flames on Apr. 8 vs. SJS
- Had career highs in games played (76), assists (14) and points (20) in 2015-16
- Saw his first postseason action with the Senators skating in six games in 2015 playoffs
- Made his NHL debut in 2014-15 skating in 67 games and totaling 15 points
- Scored his first NHL goal on Dec. 15, 2014 vs. BUF
- Skated for Canada at the 2015 IIHF World Junior Championships finishing with five goals and nine points and won a gold medal
- Severed as captain for that World Junior Team
- Played his junior hockey with the Edmonton Oil Kings (WHL) contributing 22 points in 21 postseason games and won the Memorial Cup in 2014

CAREER VS. NHL

| TEAM | GP | G | A | PTS | PIM |
|--------------|------------|-----------|-----------|-----------|-----------|
| ANA | 8 | 1 | 0 | 1 | 7 |
| ARI | 7 | 0 | 2 | 2 | 2 |
| BOS | 8 | 0 | 0 | 0 | 2 |
| BUF | 11 | 2 | 0 | 2 | 11 |
| CGY | 4 | 0 | 1 | 1 | 0 |
| CAR | 9 | 0 | 3 | 3 | 0 |
| CHI | 6 | 0 | 1 | 1 | 0 |
| COL | 4 | 0 | 2 | 2 | 0 |
| CBJ | 9 | 0 | 2 | 2 | 5 |
| DAL | 6 | 0 | 1 | 1 | 4 |
| DET | 9 | 0 | 1 | 1 | 0 |
| EDM | 8 | 0 | 2 | 2 | 4 |
| FLA | 12 | 1 | 1 | 2 | 0 |
| LAK | 9 | 0 | 4 | 4 | 4 |
| MIN | 7 | 0 | 1 | 1 | 2 |
| MTL | 9 | 1 | 0 | 1 | 0 |
| NSH | 5 | 2 | 0 | 2 | 2 |
| NJD | 10 | 1 | 1 | 2 | 0 |
| NYI | 9 | 0 | 1 | 1 | 4 |
| NYR | 8 | 2 | 1 | 3 | 4 |
| OTT | 2 | 0 | 1 | 1 | 2 |
| PHI | 8 | 0 | 3 | 3 | 2 |
| PIT | 10 | 0 | 1 | 1 | 0 |
| SJS | 8 | 1 | 2 | 3 | 0 |
| STL | 7 | 0 | 1 | 1 | 0 |
| TBL | 10 | 0 | 1 | 1 | 2 |
| TOR | 13 | 4 | 0 | 4 | 0 |
| VAN | 7 | 0 | 2 | 2 | 0 |
| VGK | 4 | 0 | 1 | 1 | 0 |
| WSH | 10 | 0 | 0 | 0 | 0 |
| WPG | 8 | 0 | 1 | 1 | 2 |
| TOTAL | 245 | 15 | 36 | 51 | 59 |

CAREER PLAYOFFS VS. NHL

| TEAM | GP | G | A | PTS | PIM |
|--------------|----------|----------|----------|----------|----------|
| ANA | 1 | 0 | 0 | 0 | 0 |
| MTL | 6 | 0 | 0 | 0 | 2 |
| TOTAL | 7 | 0 | 0 | 0 | 2 |



28 | ELIAS
LINDHOLM



Right Wing/Centre | Shoots: Right | 6'1" | 195 lbs. | DOB: Dec. 2, 1994 | Birthplace: Boden, SWE

DRAFTED: Selected by Carolina in the first round (5th overall) in the 2013 NHL Draft

ACQUIRED: Trade from Carolina on June 23, 2018

| CAREER REGULAR SEASON | | | | | | | | CAREER PLAYOFFS | | | | |
|-----------------------|-----------------|------------|------------|-----------|------------|------------|-----------|-----------------|----------|----------|----------|----------|
| SEASON | CLUB | LEAGUE | GP | G | A | PTS | PIM | GP | G | A | PTS | PIM |
| 2011-12 | Brynäs IF Gävle | SEL | 12 | 0 | 0 | 0 | 0 | - | - | - | - | - |
| 2012-13 | Brynäs IF Gävle | SEL | 48 | 11 | 19 | 30 | 2 | 4 | 0 | 0 | 0 | 4 |
| 2013-14 | Carolina | NHL | 58 | 9 | 12 | 21 | 4 | - | - | - | - | - |
| | Charlotte | AHL | 6 | 1 | 2 | 3 | 4 | - | - | - | - | - |
| 2014-15 | Carolina | NHL | 81 | 17 | 22 | 39 | 14 | - | - | - | - | - |
| 2015-16 | Carolina | NHL | 82 | 11 | 28 | 39 | 24 | - | - | - | - | - |
| 2016-17 | Carolina | NHL | 72 | 11 | 34 | 45 | 16 | - | - | - | - | - |
| 2017-18 | Carolina | NHL | 81 | 16 | 28 | 44 | 18 | - | - | - | - | - |
| TOTAL | | NHL | 374 | 64 | 124 | 188 | 76 | - | - | - | - | - |
| | | AHL | 6 | 1 | 2 | 3 | 4 | - | - | - | - | - |
| | | SEL | 60 | 11 | 19 | 30 | 2 | 4 | 0 | 0 | 0 | 4 |

NHL HIGHLIGHTS

CAREER FIRSTS

FIRST NHL GAME: vs. DET on Oct. 4, 2013

FIRST NHL GOAL: at WSH on Oct. 10, 2013

FIRST NHL ASSIST: vs. PIT on Oct. 28, 2013

LONGEST PERSONAL STREAKS

GOALS: 2 games (4x), Most Recent: Mar. 18 – 19, 2017 (2G)

ASSISTS: 3 games (6x), Most Recent: Mar. 20 – 24, 2018 (4A)

POINTS: 10 games (1x), Mar. 9 – 25, 2017 (4G, 7A)

CAREER HIGHS

GOALS: 3 (1x), vs. EDM on Mar. 8, 2015

ASSISTS: 3 (2x), Most Recent: vs. PIT on Jan. 12, 2016

POINTS: 5 (1x), vs. EDM on Mar. 8, 2015

SHOTS: 8 (1x), vs. TOR on Dec. 18, 2014

PIM: 4 (4x), Most Recent: at NYR on Dec. 1, 2017

PLUS/MINUS: +3 (1x), vs. EDM on Mar. 8, 2015

TIME ON ICE: 24:25 (1x), vs. DET on Oct. 10, 2015

MULTI-POINT GAMES: 30, Most Recent: vs. ARI on Mar. 22, 2018

INTERNATIONAL

2012: WJC18 – Team Sweden (Silver Medal – 2G, 1A)

2013: WJC – Team Sweden (Silver Medal – 2G, 2A)

2014: WJC – Team Sweden (Silver Medal – 2G, 7A)

2015: WC – Team Sweden (2G, 4A)

2017: WC – Team Sweden (Gold Medal – 5G, 2A)

PENALTY SHOTS

Jan. 24, 2016 vs. CGY (Ramo) – Goal

SHOOTOUTS

2-of-10 (20%), 1 Game-Deciding Goal

CAREER TRANSACTIONS / CONTRACT STATUS

2018: Traded from the Carolina Hurricanes to the Calgary Flames along with Noah Hanifin for Dougie Hamilton, Micheal Ferland, and Adam Fox on June 23, 2018.

CONTRACT: Signed through 2023-24 season. Becomes an unrestricted free agent in 2024-25.

2017-18 HIGHLIGHTS

- Finished the season with his second highest point total in his career with 44 points (16G, 28A) in 81 games
- Ranked second on the Hurricanes in power play goals, fourth in assists, tied for fifth in goals, and sixth in points
- Scored a career-high six power play goals and tied his career-high in game-winning goals with four
- Played in his 300th NHL game on Oct. 24 vs. TBL
- Earned his 100th NHL assist on Oct. 29 vs. ANA

CAREER HIGHLIGHTS

- Playing in his sixth NHL season, first with the Flames
- Led the Hurricanes in assists during the 2016-17 season with 34
- Won a gold medal with Sweden at the IIHF World Championships following the 2016-17 season
- Had points in a career-high 10 consecutive games from Mar. 9 – 25, 2017 scoring four goals and seven assists over that span
- Earned his 100th NHL point with an assist on Oct. 20, 2016 at CGY
- Played in his 200th career NHL game on Feb. 23 vs. PHI
- Beat Karri Ramo on a penalty shot vs. CGY on Jan. 24, 2016, becoming the youngest player in Carolina Hurricanes history to score a penalty shot goal
- Scored his first NHL hat trick and added two assists for a career-high five points on Mar. 8, 2015 vs. EDM
- Skated in his 100th career NHL game on Jan. 10, 2015 vs. STL
- Recorded his first career game-winning goal on Nov. 1, 2014 vs. ARI
- Scored his first NHL goal on Oct. 10, 2013 at WSH
- Became the youngest Swedish player in NHL history to score a goal (18 years, 312 days) on Oct. 10, 2013
- Notched his first NHL assist on Oct. 28, 2013 vs. PIT
- Made his NHL debut on Oct. 4, 2013 vs. DET
- Assigned to Sweden's World Junior Championship team on Dec. 18, 2013, recorded nine points (2G, 7A) in six games, helping Sweden capture the silver medal
- In his full season in the Swedish Elite League with Brynas IF, ranking third on the team in scoring despite being the youngest player on the roster in 2012-13
- Helped Team Sweden capture silver at the U18 World Junior Championships in 2012

CAREER VS. NHL

| TEAM | GP | G | A | PTS | PIM |
|--------------|------------|-----------|------------|------------|-----------|
| ANA | 8 | 1 | 2 | 3 | 0 |
| ARI | 8 | 2 | 6 | 8 | 2 |
| BOS | 13 | 1 | 5 | 6 | 8 |
| BUF | 14 | 1 | 6 | 7 | 0 |
| CGY | 10 | 2 | 1 | 3 | 0 |
| CHI | 8 | 1 | 3 | 4 | 0 |
| COL | 9 | 1 | 3 | 4 | 0 |
| CBJ | 19 | 4 | 7 | 11 | 6 |
| DAL | 10 | 0 | 6 | 6 | 2 |
| DET | 14 | 4 | 0 | 4 | 6 |
| EDM | 10 | 5 | 5 | 10 | 2 |
| FLA | 15 | 3 | 6 | 9 | 8 |
| LAK | 9 | 2 | 2 | 4 | 0 |
| MIN | 8 | 1 | 4 | 5 | 0 |
| MTL | 14 | 2 | 4 | 6 | 2 |
| NSH | 9 | 2 | 2 | 4 | 0 |
| NJD | 20 | 0 | 7 | 7 | 0 |
| NYI | 18 | 4 | 7 | 11 | 4 |
| NYR | 19 | 2 | 3 | 5 | 8 |
| OTT | 15 | 3 | 3 | 6 | 0 |
| PHI | 22 | 4 | 7 | 11 | 4 |
| PIT | 20 | 4 | 11 | 15 | 6 |
| SJS | 9 | 3 | 5 | 8 | 0 |
| STL | 8 | 0 | 0 | 0 | 2 |
| TBL | 12 | 2 | 4 | 6 | 2 |
| TOR | 13 | 5 | 4 | 11 | 4 |
| VAN | 10 | 0 | 3 | 3 | 6 |
| VGK | 2 | 0 | 0 | 0 | 2 |
| WSH | 18 | 3 | 5 | 8 | 2 |
| WPG | 10 | 2 | 2 | 4 | 0 |
| TOTAL | 374 | 64 | 124 | 188 | 76 |



23 | SEAN
MONAHAN



Centre | Shoots: Left | 6'2" | 200 lbs. | DOB: Oct. 12, 1994 | Birthplace: Brampton, ON

DRAFTED: Selected by Calgary in the first round (6th overall) in the 2013 NHL Draft

| SEASON | CLUB | CAREER REGULAR SEASON | | | | | | CAREER PLAYOFFS | | | | |
|--------------|---------|-----------------------|------------|------------|------------|------------|-----------|-----------------|-----------|----------|-----------|-----------|
| | | LEAGUE | GP | G | A | PTS | PIM | GP | G | A | PTS | PIM |
| 2010-11 | Ottawa | OHL | 65 | 20 | 27 | 47 | 32 | 4 | 2 | 2 | 4 | 0 |
| 2011-12 | Ottawa | OHL | 62 | 33 | 45 | 78 | 38 | 18 | 8 | 7 | 15 | 12 |
| 2012-13 | Ottawa | OHL | 58 | 31 | 47 | 78 | 24 | - | - | - | - | - |
| 2013-14 | Calgary | NHL | 75 | 22 | 12 | 34 | 8 | - | - | - | - | - |
| | Canada | WC | 7 | 0 | 2 | 2 | 2 | - | - | - | - | - |
| 2014-15 | Calgary | NHL | 81 | 31 | 31 | 62 | 12 | 11 | 3 | 3 | 6 | 2 |
| 2015-16 | Calgary | NHL | 81 | 27 | 36 | 63 | 18 | - | - | - | - | - |
| 2016-17 | Calgary | NHL | 82 | 27 | 31 | 58 | 20 | 4 | 4 | 1 | 5 | 0 |
| 2017-18 | Calgary | NHL | 74 | 31 | 33 | 64 | 24 | - | - | - | - | - |
| TOTAL | | NHL | 393 | 138 | 143 | 281 | 82 | 15 | 7 | 4 | 11 | 2 |
| | | OHL | 185 | 84 | 119 | 203 | 94 | 22 | 10 | 9 | 19 | 12 |

NHL HIGHLIGHTS

CAREER FIRSTS

FIRST NHL GAME: at WSH on Oct. 3, 2013

FIRST NHL GOAL: at CBJ on Oct. 4, 2013

FIRST NHL ASSIST: at WSH on Oct. 3, 2013

LONGEST PERSONAL STREAKS

GOALS: 5 games (1x), Jan. 13 – 21, 2017 (5G)

ASSISTS: 6 games, Dec. 31, 2017 – Jan. 12, 2018 (6A)

POINTS: 10 games (1x), Nov. 28 – Dec. 19, 2016 (5G, 7A)

CAREER HIGHS

GOALS: 3 (1x), at PHI on Nov. 18, 2017

ASSISTS: 2 (3x), Most Recent: vs. VAN on Dec. 9, 2017

POINTS: 4 (3x), Most Recent: at PHI on Nov. 18, 2017

SHOTS: 8 (1x), at ARI on Mar. 19, 2018

PIM: 4 (2x), Most Recent: at NSH on Feb. 15, 2018

PLUS/MINUS: +3 (9x), Most Recent: at CHI on Feb. 6, 2018

TIME ON ICE: 16:02 (1x), vs. CHI on Dec. 31, 2017

MULTI-POINT GAMES: 60, Most Recent: at BUF on Mar. 7, 2018 (1G, 1A)

PLAYOFFS

2015, 2017: 15 games – 11 points (7G, 4A)

INTERNATIONAL

2014: WC – Team Canada (2A)

SHOOTOUTS

11-of-32 (36.0%), 5 Game-Deciding Goals

CAREER TRANSACTIONS / CONTRACT STATUS

CONTRACT: Signed through 2022-23 season. Becomes an unrestricted free agent in 2023-24.

2017-18 HIGHLIGHTS

- Tallied his first assist of the season on a goal by Kris Versteeg on Oct. 7 vs. WPG
- Scored his first of the season which was a GWG on Oct. 9 at ANA
- Scored the OT winner on Oct. 11 at LAK
- Scored his fourth GWG of the season on Oct. 29 vs. WSH
- Had his first two assist game of the season on Nov. 9 vs. DET
- Notched his first career hat trick with three goals on Nov. 18 at PHI
- Scored 20 goals in five consecutive seasons, second player in Flames franchise history to do so (Kent Nilsson) on Jan. 9 at MIN
- Notched game winners in three straight games for the second time in franchise history (Al MacInnis – Feb. 5-9, 1994)

CAREER HIGHLIGHTS

- Playing in his sixth NHL season, all with the Flames
- Tied an NHL record with a powerplay goal in four straight playoff games in 2017
- Set the franchise record for career regular season OT goals (7) on Mar. 25, 2017 at STL
- Awarded the team's Ralph T. Scurfield award on Mar. 7, 2017
- Recorded his 100th career NHL assist and 200th point on Mar. 3, 2017
- Played in his 300th career NHL game on Feb. 26, 2017
- Became the youngest Flame and sixth-youngest NHLer to 100 goals with a tally on Feb. 23, 2017 at TBL
- Set career highs in points (63), assists (36) and power play points (20) in 2015-16
- Became the first Flames player in over 20 years with three straight 20-goal seasons in 2015-16
- Played his 200th career game on Jan. 19, 2016 at NJD
- Recorded his 100th career point (assist) on Oct. 23, 2015 vs. DET
- In 2015, made his NHL postseason debut and skated in all 11 games for the Flames where he had six points
- Scored and added two assists in Calgary's series-clinching win over VAN on Apr. 25
- In the regular season, he set career highs and led the Flames in goals (31), power play goals (10) and game winners (8)
- His eight game winning goals was tied for third highest in the NHL and his three OT winners equaled the second-most in the league
- Recorded 12 multi-point games during the season, including three multi-goal games
- Had at least one point in Calgary's final six games, ten of the last 11, and 16 of the last 19
- Was fourth among rookies in goals (22) and tied for eighth in points (34) in 2013-14
- Led the team and finished tied for fifth in the NHL with five shootout goals
- Became the first Flames rookie with a 20-goal season since Jarome Iginla in 1996-97
- Had four multi-point games in his rookie campaign
- Became Calgary's youngest player in franchise history to score an overtime goal when he notched the winner on Mar. 1 at 19 years and 140 days
- Led the OHL's Ottawa 67's in goals (31), assists (47) and points (78) in the last of his three years of junior in 2012-13

CAREER VS. NHL

| TEAM | GP | G | A | PTS | PIM |
|--------------|------------|------------|------------|------------|-----------|
| ANA | 22 | 5 | 8 | 13 | 6 |
| ARI | 22 | 8 | 9 | 17 | 4 |
| BOS | 9 | 1 | 4 | 5 | 2 |
| BUF | 10 | 6 | 5 | 11 | 0 |
| CAR | 8 | 5 | 4 | 9 | 0 |
| CHI | 15 | 8 | 4 | 12 | 2 |
| COL | 14 | 4 | 9 | 13 | 4 |
| CBJ | 9 | 3 | 2 | 5 | 0 |
| DAL | 15 | 4 | 8 | 12 | 2 |
| DET | 10 | 2 | 5 | 7 | 4 |
| EDM | 22 | 7 | 7 | 14 | 8 |
| FLA | 10 | 4 | 5 | 9 | 2 |
| LAK | 21 | 8 | 9 | 17 | 2 |
| MIN | 15 | 4 | 5 | 9 | 4 |
| MTL | 10 | 6 | 6 | 12 | 2 |
| NSH | 15 | 2 | 10 | 12 | 6 |
| NJD | 10 | 8 | 3 | 11 | 0 |
| NYI | 10 | 4 | 3 | 7 | 6 |
| NYR | 10 | 1 | 5 | 6 | 6 |
| OTT | 10 | 4 | 5 | 9 | 4 |
| PHI | 10 | 8 | 1 | 9 | 2 |
| PIT | 10 | 2 | 1 | 3 | 4 |
| SJS | 23 | 7 | 5 | 12 | 2 |
| STL | 15 | 5 | 3 | 8 | 4 |
| TBL | 10 | 3 | 2 | 4 | 0 |
| TOR | 9 | 2 | 3 | 5 | 0 |
| VAN | 23 | 6 | 5 | 11 | 2 |
| VGK | 3 | 0 | 0 | 0 | 0 |
| WSH | 10 | 7 | 3 | 10 | 0 |
| WPG | 13 | 4 | 4 | 8 | 4 |
| TOTAL | 393 | 138 | 143 | 281 | 82 |

CAREER PLAYOFFS VS. NHL

| TEAM | GP | G | A | PTS | PIM |
|--------------|-----------|----------|----------|-----------|----------|
| ANA | 9 | 5 | 1 | 6 | 2 |
| VAN | 6 | 2 | 3 | 5 | 0 |
| TOTAL | 15 | 7 | 4 | 11 | 2 |



18 | JAMES
NEAL



Right Wing | Shoots: Left | 6'3" | 212 lbs. | DOB: Sep. 3, 1987 | Birthplace: Whitby, ON

DRAFTED: Selected by Dallas in the second round (33rd overall) in the 2005 NHL Draft

ACQUIRED: Signed as an unrestricted free agent on July 2, 2018

| CAREER REGULAR SEASON | | | | | | | | CAREER PLAYOFFS | | | | |
|-----------------------|-------------|--------------|------------|------------|------------|------------|------------|-----------------|-----------|-----------|-----------|-----------|
| SEASON | CLUB | LEAGUE | GP | G | A | PTS | PIM | GP | G | A | PTS | PIM |
| 2003-04 | Bowmanville | OPJHL | 43 | 28 | 27 | 55 | 54 | - | - | - | - | - |
| | Plymouth | OHL | 9 | 2 | 4 | 6 | 0 | - | - | - | - | - |
| 2004-05 | Plymouth | OHL | 67 | 18 | 26 | 44 | 32 | 4 | 1 | 1 | 2 | 6 |
| 2005-06 | Plymouth | OHL | 66 | 21 | 37 | 58 | 109 | 13 | 9 | 7 | 16 | 33 |
| 2006-07 | Plymouth | OHL | 45 | 27 | 38 | 65 | 94 | 20 | 13 | 12 | 25 | 54 |
| 2007-08 | Iowa | AHL | 62 | 18 | 19 | 37 | 63 | - | - | - | - | - |
| 2008-09 | Dallas | NHL | 77 | 24 | 13 | 37 | 51 | - | - | - | - | - |
| | Manitoba | AHL | 5 | 4 | 1 | 5 | 2 | - | - | - | - | - |
| 2009-10 | Dallas | NHL | 78 | 27 | 28 | 55 | 64 | - | - | - | - | - |
| 2010-11 | Dallas | NHL | 59 | 21 | 18 | 39 | 60 | - | - | - | - | - |
| | Pittsburgh | NHL | 20 | 1 | 5 | 6 | 6 | 7 | 1 | 1 | 2 | 6 |
| 2011-12 | Pittsburgh | NHL | 80 | 40 | 41 | 81 | 87 | 5 | 2 | 4 | 6 | 12 |
| 2012-13 | Pittsburgh | NHL | 40 | 21 | 15 | 36 | 26 | 13 | 6 | 4 | 10 | 8 |
| 2013-14 | Pittsburgh | NHL | 59 | 27 | 34 | 61 | 55 | 13 | 2 | 2 | 4 | 24 |
| 2014-15 | Nashville | NHL | 67 | 23 | 14 | 37 | 57 | 6 | 4 | 1 | 5 | 8 |
| 2015-16 | Nashville | NHL | 82 | 31 | 27 | 58 | 65 | 14 | 4 | 4 | 8 | 8 |
| 2016-17 | Nashville | NHL | 70 | 23 | 18 | 41 | 35 | 22 | 6 | 3 | 9 | 14 |
| 2017-18 | Vegas | NHL | 71 | 25 | 19 | 44 | 24 | 20 | 6 | 5 | 11 | 12 |
| TOTAL | | NHL | 703 | 263 | 232 | 495 | 530 | 100 | 31 | 24 | 55 | 92 |
| | | AHL | 67 | 22 | 20 | 42 | 65 | - | - | - | - | - |
| | | OHL | 187 | 68 | 105 | 173 | 235 | 37 | 23 | 20 | 43 | 93 |
| | | OPJHL | 43 | 28 | 27 | 55 | 54 | 15 | 12 | 3 | 15 | 22 |

NHL HIGHLIGHTS

CAREER FIRSTS

FIRST NHL GAME: vs. CBJ on Oct. 10, 2008

FIRST NHL GOAL: vs. CBJ on Oct. 10, 2008

FIRST NHL ASSIST: vs. NJD on Oct. 15, 2008

LONGEST PERSONAL STREAKS

GOALS: 6 games (1x), Nov. 5 – 17, 2016 (7G)

ASSISTS: 6 games (1x), Mar. 29 – Apr. 9, 2016 (6A)

POINTS: 8 games (1x), Dec. 8 – 27, 2011 (7G, 4A)

CAREER HIGHS

GOALS: 3 (6x), Most Recent: vs. EDM on Mar. 16, 2016

ASSISTS: 4 (1x), vs. NSH on Mar. 22, 2012

POINTS: 5 (1x), at CBJ on Dec. 29, 2013

SHOTS: 12 (1x), vs. NYI on Mar. 27, 2012

PIM: 19 (2x), Most Recent: vs. EDM on Jan. 26, 2011

PLUS/MINUS: +4 (1x), vs. NSH on Mar. 22, 2012

TIME ON ICE: 25:19 (1x), vs. PHI on Feb. 4, 2016

MULTI-POINT GAMES: 117, Most Recent: vs. CBJ on Jan. 23, 2018 (1G, 1A)

PLAYOFFS

2011, 2012, 2013, 2014, 2015, 2016, 2017, 2018: 100 games – 55 points (31G, 24A)

SHOOTOUTS

17-51 (33.3%), 9 Game-Deciding Goals

INTERNATIONAL

2007: WJC – Team Canada (0G, 0A)

2009: WC – Team Canada (1G, 2A)

2011: WC – Team Canada (2G, 3A)

ALL-STAR GAMES

2012: Ottawa (Team Alfredsson – 1A)

2016: Nashville (Central Division – 2G, 1A)

2018: Tampa Bay (Pacific Division – 2G)

CAREER TRANSACTIONS / CONTRACT STATUS

2011: Traded to Pittsburgh by Dallas for Alex Goligoski

2014: Traded to Nashville by Pittsburgh for Nick Spaling and Patric Hornqvist

2017: Claimed by the Vegas Golden Knights in the expansion draft

CONTRACT: Signed through the 2022-23 season.

Becomes an unrestricted free agent in 2023-24.

2017-18 HIGHLIGHTS

- Finished the season with 25 goals and 19 assists for 44 points in 71 games
- Reached the Stanley Cup Final for the second straight year
- Appeared in all 20 playoff games for the Golden Knights registering six goals and five assists for 11 points
- Played in his 100th career playoff game on Jun. 7 vs. WSH
- Played in his third career All-Star Game as a member of Team Pacific on Jan. 28
- Played in career game number 700 on Mar. 31 vs. SJS
- Scored 20 goals in ten straight seasons with a tally on Jan. 19 vs. FLA, becomes only one of six active players to score 20+ goals in first ten seasons
- Scored the first goal in Vegas Golden Knights history with a tally on opening night on Oct. 6 at DAL

CAREER HIGHLIGHTS

- Playing in his 11th NHL season, first with the Flames
- Posted his 400th career point with an assist on Mar. 21, 2016 vs. LAK
- Recorded the 200th goal of his NHL career on Jan. 14, 2016 at WPG
- Played in NHL game number 500 on Nov. 23, 2015 vs. NYR
- Recorded his fifth career hat trick, a natural hat trick, scoring all three goals in a 3-2 victory on Oct. 23, 2014 vs. CHI
- Recorded his 300th NHL point as a member of the Pittsburgh Penguins with a goal on Feb. 27, 2014 vs. MTL
- Notched his fourth career hat trick and first career five-point performance (3G, 2A) on Dec. 29, 2013 at CBJ
- Recorded his first career playoff hat trick with a four-point night (3G, 1A) in Game Five of the 2013 Eastern Conference Finals vs. OTT
- Appeared in his first All-Star Game in 2012 as a member of the Penguins
- Set career highs in goals (41), assists (40), and points (81) in the 2011-12 season. Also led the NHL in power goals that season with 18
- Scored his first career Stanley Cup playoff goal with a game winner in double-overtime of Game Four of the 2011 Eastern Conference Quarterfinals vs. TBL
- Ranked second amongst NHL rookies in goals (24) and 11th in points (37) during the 2008-09 season
- Participated in the 2009 NHL Young Stars Game during the All-Star weekend
- Scored his first career NHL goal in his first career NHL game on Oct. 10, 2008 vs. CBJ
- Won the 2007 Robertson Cup (OHL Champions) as a member of the Plymouth Whalers
- Won a gold medal at the IIHF World Junior Championships as a member of Team Canada in 2007
- Participated in the 2005 CHL Top Prospects Game

CAREER VS. NHL

| TEAM | GP | G | A | PTS | PIM |
|--------------|------------|------------|------------|------------|------------|
| ANA | 27 | 8 | 14 | 22 | 14 |
| ARI | 32 | 11 | 7 | 18 | 25 |
| BOS | 19 | 5 | 7 | 12 | 31 |
| BUF | 18 | 7 | 7 | 14 | 8 |
| CGY | 25 | 7 | 9 | 16 | 16 |
| CAR | 20 | 10 | 5 | 15 | 8 |
| CHI | 30 | 14 | 7 | 21 | 21 |
| COL | 30 | 7 | 11 | 18 | 16 |
| CBJ | 21 | 11 | 10 | 21 | 34 |
| DAL | 21 | 7 | 9 | 16 | 6 |
| DET | 22 | 6 | 8 | 14 | 26 |
| EDM | 28 | 12 | 7 | 19 | 35 |
| FLA | 21 | 9 | 8 | 17 | 6 |
| LAK | 26 | 6 | 8 | 14 | 27 |
| MIN | 25 | 8 | 5 | 13 | 28 |
| MTL | 20 | 5 | 8 | 13 | 14 |
| NSH | 16 | 4 | 11 | 15 | 8 |
| NJD | 24 | 5 | 3 | 8 | 8 |
| NYI | 25 | 12 | 10 | 22 | 20 |
| NYR | 25 | 10 | 9 | 19 | 20 |
| OTT | 20 | 8 | 6 | 14 | 20 |
| PHI | 23 | 8 | 5 | 13 | 16 |
| PIT | 11 | 4 | 2 | 6 | 4 |
| SJS | 31 | 14 | 10 | 24 | 27 |
| STL | 33 | 11 | 8 | 19 | 24 |
| TBL | 18 | 11 | 8 | 19 | 24 |
| TOR | 21 | 8 | 7 | 15 | 18 |
| VAN | 23 | 6 | 9 | 15 | 10 |
| WSH | 20 | 10 | 5 | 15 | 2 |
| WPG | 28 | 19 | 9 | 28 | 14 |
| TOTAL | 703 | 263 | 232 | 495 | 530 |

CAREER PLAYOFFS VS. NHL

| TEAM | GP | G | A | PTS | PIM |
|--------------|------------|-----------|-----------|-----------|-----------|
| ANA | 13 | 4 | 2 | 6 | 10 |
| BOS | 4 | 0 | 0 | 0 | 0 |
| CHI | 10 | 4 | 2 | 6 | 8 |
| CBJ | 6 | 1 | 0 | 1 | 4 |
| LAK | 4 | 1 | 1 | 2 | 6 |
| NYI | 4 | 1 | 0 | 1 | 2 |
| NYR | 7 | 1 | 2 | 3 | 20 |
| OTT | 5 | 5 | 4 | 9 | 6 |
| PHI | 5 | 2 | 4 | 6 | 12 |
| PIT | 6 | 1 | 1 | 2 | 8 |
| SJS | 13 | 4 | 6 | 10 | 4 |
| STL | 6 | 3 | 0 | 3 | 4 |
| TBL | 7 | 1 | 1 | 2 | 6 |
| WSH | 5 | 2 | 0 | 2 | 2 |
| WPG | 5 | 1 | 1 | 2 | 0 |
| TOTAL | 100 | 31 | 24 | 55 | 92 |



33 | DAVID
RITTICH



Goaltender | Catches: Left | 6'3" | 206 lbs. | DOB: Aug. 19, 1992 | Birthplace: Jihlava, CZE

ACQUIRED: Signed as a free agent on June 13, 2016 by the Calgary Flames

| CAREER REGULAR SEASON | | | | | | | | | | | | | CAREER PLAYOFFS | | | | | | | | | |
|-----------------------|-------------------|--------------|-----------|-----------|-----------|----------|-------------|------------|----------|-------------|-------------|-------------|-----------------|----------|----------|------------|-----------|----------|-------------|------------|-------------|----------|
| SEASON | CLUB | LEAGUE | GP | W | L | OTL | MIN | GA | SO | GAA | SVS | SV% | GP | W | L | MIN | GA | SO | GAA | SVS | SV% | |
| 2014-15 | Mlada Boleslav BK | Czech | 23 | 8 | 15 | 0 | 1218 | 64 | 0 | 3.15 | 527 | .891 | - | - | - | - | - | - | - | - | - | |
| 2015-16 | Mlada Boleslav BK | Czech | 48 | 26 | 22 | 0 | 2849 | 120 | 5 | 2.53 | 1335 | .917 | 10 | 4 | 6 | 638 | 34 | 1 | 3.20 | 305 | .903 | |
| 2016-17 | Stockton | AHL | 31 | 15 | 11 | 1 | 1774 | 67 | 5 | 2.27 | 816 | .924 | 4 | 2 | 1 | 167 | 8 | 0 | 2.88 | 88 | .917 | |
| | Calgary | NHL | 1 | 0 | 0 | 0 | 20 | 1 | 0 | 3.00 | 9 | .900 | - | - | - | - | - | - | - | - | - | |
| 2017-18 | Stockton | AHL | 12 | 7 | 5 | 0 | 697 | 37 | 2 | 3.18 | 296 | .889 | - | - | - | - | - | - | - | - | - | - |
| | Calgary | NHL | 21 | 8 | 6 | 3 | 1008 | 49 | 0 | 2.92 | 463 | .904 | - | - | - | - | - | - | - | - | - | - |
| TOTAL | | NHL | 22 | 8 | 6 | 3 | 1028 | 50 | 0 | 2.92 | 472 | .904 | - | - | - | - | - | - | - | - | - | - |
| | | AHL | 43 | 22 | 16 | 1 | 2471 | 104 | 7 | 2.53 | 112 | .914 | 4 | 2 | 1 | 167 | 8 | 0 | 2.88 | 88 | .917 | |
| | | CZECH | 71 | 34 | 37 | 0 | 3057 | 184 | 5 | 2.80 | 1862 | .901 | 10 | 4 | 6 | 638 | 34 | 1 | 3.20 | 305 | .903 | |

NHL HIGHLIGHTS

CAREER FIRSTS

FIRST NHL GAME: at SJS on Apr. 8, 2017

FIRST NHL WIN: at COL on Nov. 25, 2017

CAREER HIGHS

SAVES: 41 (1x), at FLA on Jan. 12, 2018

SHOTS FACED: 43 (1x), at FLA on Jan. 12, 2018

GOALS AGAINST: 7 (1x), at VGK on Feb. 21, 2018

WIN STREAK: 2 (2x), Most Recent: Mar. 7 – 9, 2018

STREAK WITHOUT REGULATION LOSS: 4 games (1x),

Dec. 7, 2017 – Feb 8, 2018

LOSING STREAK: 3 games (1x), Feb. 17 – 28, 2018

INTERNATIONAL

2018: WC – Team Czech Republic (1.98 GAA, .922 SV%)

PENALTY SHOTS

Stopped 0-of-1

SHOOTOUTS

2 saves on 6 attempts (.333 SV%)

CAREER TRANSACTIONS / CONTRACT STATUS

2016: Signed as a free agent with the Calgary Flames

CONTRACT: Signed through the 2018-19 season.

Becomes a restricted free agent in 2019-20.

2017-18 HIGHLIGHTS

- Recalled from Stockton (AHL) on Nov. 24
- Had two shutouts for Stockton (AHL) in six games
- Recorded his first NHL win stopping 24 of 26 shots on Nov. 25 at COL
- Finished his first season in the NHL with a 7-5-0 record and appeared in 21 games
- Represented the Czech Republic at the 2018 World Championships

CAREER HIGHLIGHTS

- Playing in his second season in the NHL, both with the Flames
- Signed with the Calgary Flames on June 10, 2016 out of the Czech Extraliga (EHL)
- Made his NHL debut on Apr. 8, 2017 at SJS

CAREER VS. NHL

| TEAM | GP | MIN | W | L | T/O | GA | SA | W% | SV% | GAA | SO |
|--------------|-----------|-------------|----------|----------|----------|-----------|------------|-------------|-------------|-------------|----------|
| ANA | 1 | 20 | 0 | 0 | 0 | 1 | 3 | .000 | .800 | 3.00 | 0 |
| BOS | 2 | 122 | 0 | 1 | 1 | 6 | 71 | .000 | .915 | 2.93 | 0 |
| BUF | 1 | 59 | 1 | 0 | 0 | 1 | 26 | 1.00 | .961 | 1.00 | 0 |
| COL | 2 | 117 | 1 | 1 | 0 | 6 | 59 | .500 | .898 | 3.07 | 0 |
| EDM | 2 | 84 | 0 | 1 | 1 | 5 | 43 | .000 | .883 | 3.53 | 0 |
| FLA | 2 | 86 | 1 | 1 | 0 | 6 | 58 | .500 | .896 | 4.18 | 0 |
| MTL | 1 | 61 | 1 | 0 | 0 | 2 | 37 | 1.00 | .945 | 1.95 | 0 |
| NSH | 1 | 59 | 1 | 0 | 0 | 3 | 32 | 1.00 | .906 | 3.00 | 0 |
| NJD | 1 | 60 | 1 | 0 | 0 | 2 | 32 | 1.00 | .937 | 2.00 | 0 |
| OTT | 1 | 60 | 1 | 0 | 0 | 1 | 30 | 1.00 | .966 | 1.00 | 0 |
| SJS | 4 | 162 | 0 | 1 | 1 | 8 | 82 | .000 | .902 | 2.95 | 0 |
| TBL | 1 | 13 | 0 | 0 | 0 | 1 | 4 | .000 | .750 | 4.40 | 0 |
| VAN | 1 | 60 | 1 | 0 | 0 | 1 | 17 | 1.00 | .941 | 1.00 | 0 |
| VGK | 1 | 59 | 0 | 1 | 0 | 7 | 19 | .000 | .730 | 7.02 | 0 |
| TOTAL | 22 | 1029 | 8 | 6 | 3 | 50 | 522 | .466 | .904 | 2.92 | 0 |



10 | DEREK
RYAN



Right Wing | Shoots: Right | 5'10" | 180 lbs. | DOB: Dec. 29, 1986 | Birthplace: Spokane, WA

DRAFTED: Undrafted free agent signed by the Carolina Hurricanes on July 15, 2015

ACQUIRED: Signed as an unrestricted free agent on July 1, 2018

| CAREER REGULAR SEASON | | | | | | | | CAREER PLAYOFFS | | | | |
|-----------------------|---------------|----------------|------------|-----------|------------|------------|------------|-----------------|----------|-----------|-----------|-----------|
| SEASON | CLUB | LEAGUE | GP | G | A | PTS | PIM | GP | G | A | PTS | PIM |
| 2003-04 | Spokane | WHL | 1 | 1 | 0 | 1 | 0 | 4 | 1 | 0 | 1 | 0 |
| 2004-05 | Spokane | WHL | 71 | 14 | 32 | 46 | 39 | - | - | - | - | - |
| 2005-06 | Spokane | WHL | 72 | 24 | 37 | 61 | 50 | - | - | - | - | - |
| 2006-07 | Spokane | WHL | 72 | 28 | 31 | 59 | 50 | 6 | 3 | 2 | 5 | 2 |
| | Kalamazoo | UHL | 3 | 0 | 2 | 2 | 0 | 13 | 4 | 1 | 5 | 8 |
| 2007-08 | U. of Alberta | CWUAA | 28 | 11 | 14 | 25 | 20 | - | - | - | - | - |
| 2008-09 | U. of Alberta | CWUAA | 25 | 16 | 19 | 35 | 16 | - | - | - | - | - |
| 2009-10 | U. of Alberta | CWUAA | 28 | 14 | 25 | 39 | 30 | - | - | - | - | - |
| 2010-11 | U. of Alberta | CWUAA | 28 | 17 | 30 | 47 | 18 | - | - | - | - | - |
| 2011-12 | Alba Volan HC | Austria | 50 | 25 | 24 | 49 | 20 | 6 | 1 | 3 | 4 | 6 |
| 2012-13 | VSV EC | Austria | 54 | 27 | 39 | 66 | 22 | 7 | 3 | 8 | 11 | 6 |
| 2013-14 | VSV EC | Austria | 54 | 38 | 46 | 84 | 50 | 9 | 2 | 14 | 16 | 6 |
| 2014-15 | Orebro HK | SweHL | 55 | 15 | 45 | 60 | 18 | 6 | 0 | 1 | 1 | 2 |
| 2015-16 | Charlotte | AHL | 70 | 23 | 32 | 55 | 24 | - | - | - | - | - |
| | Carolina | NHL | 6 | 2 | 0 | 2 | 2 | - | - | - | - | - |
| 2016-17 | Charlotte | AHL | 9 | 5 | 8 | 13 | 0 | - | - | - | - | - |
| | Carolina | NHL | 67 | 11 | 18 | 29 | 22 | - | - | - | - | - |
| 2017-18 | Carolina | NHL | 80 | 15 | 23 | 38 | 28 | - | - | - | - | - |
| TOTAL | | NHL | 153 | 28 | 41 | 69 | 52 | - | - | - | - | - |
| | | SWEHL | 55 | 15 | 45 | 60 | 18 | 6 | 0 | 1 | 1 | 2 |
| | | AUSTRIA | 158 | 90 | 109 | 199 | 92 | 22 | 6 | 25 | 31 | 18 |
| | | CWUAA | 109 | 58 | 88 | 146 | 84 | - | - | - | - | - |
| | | UHL | 3 | 0 | 2 | 2 | 0 | 13 | 4 | 1 | 5 | 8 |
| | | WHL | 216 | 67 | 100 | 167 | 139 | 10 | 4 | 2 | 6 | 2 |

NHL HIGHLIGHTS

CAREER FIRSTS

FIRST NHL GAME: vs. NJD on Mar. 1, 2016

FIRST NHL GOAL: vs. NJD on Mar. 1, 2016

FIRST NHL ASSIST: at TOR on Nov. 22, 2016

LONGEST PERSONAL STREAKS

GOALS: 2 games (4x), Most Recent: Jan. 23 – 25, 2018 (2G)

ASSISTS: 5 games (1x), Mar. 19 – Mar. 28, 2017 (5A)

POINTS: 6 games (1x), Mar. 26 – Apr. 5, 2018 (2G, 6A)

CAREER HIGHS

GOALS: 2 (2x), Most Recent: vs. STL on Jan. 5, 2017

ASSISTS: 3 (1x), vs. VAN on Dec. 13, 2016

POINTS: 3 (1x), vs. VAN on Dec. 13, 2016

SHOTS: 7 (1x), at PIT on Jan. 4, 2018

PIM: 4 (1x), vs. NYR on Mar. 9, 2017

PLUS/MINUS: +2 (8x), Most Recent: at WSH on Mar. 30, 2018

TIME ON ICE: 20:01 (1x), at CHI on Jan. 6, 2017

MULTI-POINT GAMES: 10, Most Recent: at BUF on Dec. 15, 2017 (1G, 1A)

INTERNATIONAL

2018: WC – Team USA (Bronze Medal – 4G, 3A)

SHOOTOUTS

0-2 (0.0%), 0 Game-Deciding Goals

CAREER TRANSACTIONS / CONTRACT STATUS

CONTRACT: Signed through the 2020-21 season.

Becomes an unrestricted free agent in 2021-22.

2017-18 HIGHLIGHTS

- Notched career highs in goals (15), assists (23), and points (38) in the 2017-18 season
- Registered a career-long six-game point streak from Mar. 26 to Apr. 5, 2018 totaling two goals and six assist for eight points in that span
- Established a new career high in assists in a season with 19 on Mar. 26, 2018 vs. OTT
- Played in his 100th NHL game on Dec.7, 2017 vs. SJS

CAREER HIGHLIGHTS

- Playing in his fourth NHL season, first with the Flames
- Earned his first NHL assist on Nov. 22, 2016 at TOR
- Recorded his first NHL multi-goal game with two tallies on Dec. 8, 2016 at LAK
- Made his NHL debut on Mar. 1, 2016 at NJD scoring his first NHL goal beating Cory Schneider
- Named SHL's Forward of the Year and Most Valuable Player in 2014-15 as a member of Orebro HK
- Won a CWUAA title as a member of the University of Alberta Bears in 2010
- Led the University of Alberta Bears to a CWUAA Conference title and CIS National Championship in his freshmen year in 2008-09

CAREER VS. NHL

| TEAM | GP | G | A | PTS | PIM |
|--------------|------------|-----------|-----------|-----------|-----------|
| ANA | 3 | 0 | 2 | 2 | 0 |
| ARI | 4 | 1 | 0 | 1 | 0 |
| BOS | 6 | 1 | 2 | 3 | 4 |
| BUF | 7 | 1 | 2 | 3 | 0 |
| CGY | 2 | 0 | 1 | 1 | 0 |
| CHI | 4 | 0 | 2 | 2 | 2 |
| COL | 4 | 1 | 0 | 1 | 6 |
| CBJ | 8 | 1 | 4 | 4 | 2 |
| DAL | 4 | 0 | 0 | 0 | 0 |
| DET | 5 | 0 | 2 | 2 | 4 |
| EDM | 3 | 0 | 0 | 0 | 0 |
| FLA | 6 | 3 | 2 | 5 | 0 |
| LAK | 4 | 2 | 1 | 3 | 0 |
| MIN | 4 | 3 | 1 | 4 | 0 |
| MTL | 7 | 1 | 2 | 3 | 4 |
| NSH | 3 | 1 | 2 | 3 | 0 |
| NJD | 7 | 2 | 2 | 4 | 2 |
| NYI | 10 | 2 | 1 | 3 | 6 |
| NYR | 8 | 0 | 3 | 3 | 4 |
| OTT | 4 | 0 | 2 | 2 | 2 |
| PHI | 7 | 0 | 2 | 2 | 2 |
| PIT | 8 | 2 | 0 | 2 | 0 |
| SJS | 4 | 1 | 1 | 2 | 2 |
| STL | 4 | 3 | 0 | 3 | 4 |
| TBL | 7 | 1 | 0 | 1 | 2 |
| TOR | 5 | 1 | 1 | 2 | 4 |
| VAN | 3 | 0 | 3 | 3 | 0 |
| VGK | 2 | 0 | 0 | 0 | 0 |
| WSH | 7 | 1 | 3 | 4 | 2 |
| WPG | 3 | 0 | 0 | 0 | 0 |
| TOTAL | 153 | 28 | 41 | 69 | 52 |



41 | MIKE
SMITH



Goaltender | Catches: Left | 6'5" | 220 lbs. | DOB: Mar. 22, 1982 | Birthplace: Kingston, ON

DRAFTED: Selected by Dallas in the fifth round (61th overall) in the 2001 NHL Draft

ACQUIRED: Traded for on June 17, 2017

| CAREER REGULAR SEASON | | | | | | | | | | | | | CAREER PLAYOFFS | | | | | | | | |
|-----------------------|--------------|---------------|------------|------------|------------|-----------|--------------|-------------|-----------|-------------|--------------|-------------|-----------------|-----------|----------|-------------|-----------|----------|-------------|------------|-------------|
| SEASON | CLUB | LEAGUE | GP | W | L | OTL | MIN | GA | SO | GAA | SVS | SV% | GP | W | L | MIN | GA | SO | GAA | SVS | SV% |
| 1999-00 | Kingston | OHL | 15 | 4 | 5 | 0 | 666 | 42 | 0 | 3.78 | 312 | .881 | - | - | - | - | - | - | - | - | - |
| 2000-01 | Kingston | OHL | 3 | 0 | 0 | 2 | 136 | 8 | 0 | 3.53 | 61 | .884 | - | - | - | - | - | - | - | - | - |
| | Sudbury | OHL | 43 | 22 | 13 | 7 | 2571 | 108 | 3 | 2.52 | 1131 | .913 | 12 | 7 | 5 | 735 | 26 | 2 | 2.12 | - | - |
| 2001-02 | Sudbury | OHL | 53 | 19 | 28 | 5 | 3082 | 157 | 3 | 3.06 | 1673 | .914 | 5 | 1 | 4 | 302 | 15 | 0 | 2.98 | 167 | .918 |
| 2002-03 | Utah | AHL | 11 | 5 | 5 | 0 | 614 | 33 | 0 | 3.23 | 318 | .906 | - | - | - | - | - | - | - | - | - |
| | Lexington | ECHL | 27 | 11 | 10 | 4 | 1553 | 66 | 1 | 2.55 | 668 | .910 | 2 | 0 | 1 | 93 | 8 | 0 | 5.14 | 37 | .822 |
| 2003-04 | Utah | AHL | 21 | 8 | 11 | 0 | 1186 | 56 | 2 | 2.83 | 555 | .908 | - | - | - | - | - | - | - | - | - |
| 2004-05 | Houston | AHL | 45 | 19 | 17 | 3 | 2408 | 97 | 5 | 2.42 | 1040 | .915 | 3 | 1 | 2 | 181 | 4 | 0 | 1.33 | 89 | .957 |
| 2005-06 | Iowa | AHL | 50 | 25 | 19 | 6 | 3000 | 125 | 3 | 2.50 | 1387 | .917 | 7 | 3 | 4 | 417 | 19 | 0 | 2.74 | 186 | .907 |
| 2006-07 | Dallas | NHL | 23 | 12 | 5 | 2 | 1213 | 45 | 3 | 2.23 | 466 | .912 | - | - | - | - | - | - | - | - | - |
| 2007-08 | Dallas | NHL | 21 | 12 | 9 | 0 | 1172 | 48 | 2 | 2.46 | 462 | .906 | - | - | - | - | - | - | - | - | - |
| | Tampa Bay | NHL | 13 | 3 | 10 | 0 | 774 | 36 | 1 | 2.79 | 302 | .893 | - | - | - | - | - | - | - | - | - |
| 2008-09 | Tampa Bay | NHL | 41 | 14 | 18 | 9 | 2471 | 108 | 2 | 2.62 | 1174 | .916 | - | - | - | - | - | - | - | - | - |
| 2009-10 | Tampa Bay | NHL | 42 | 13 | 18 | 7 | 2273 | 117 | 2 | 3.09 | 1048 | .900 | - | - | - | - | - | - | - | - | - |
| 2010-11 | Tampa Bay | NHL | 22 | 13 | 6 | 1 | 1202 | 58 | 1 | 2.90 | 518 | .899 | 3 | 1 | 1 | 121 | 2 | 0 | 1.00 | 46 | .958 |
| | Norfolk | AHL | 5 | 1 | 4 | 0 | 296 | 9 | 1 | 1.83 | 110 | .924 | - | - | - | - | - | - | - | - | - |
| 2011-12 | Phoenix | NHL | 67 | 38 | 18 | 10 | 3903 | 144 | 8 | 2.21 | 1922 | .930 | 16 | 9 | 7 | 1027 | 34 | 3 | 1.99 | 568 | .944 |
| 2012-13 | Phoenix | NHL | 34 | 15 | 12 | 5 | 1956 | 84 | 5 | 2.58 | 854 | .910 | - | - | - | - | - | - | - | - | - |
| 2013-14 | Phoenix | NHL | 62 | 27 | 21 | 10 | 3610 | 159 | 3 | 2.64 | 1712 | .915 | - | - | - | - | - | - | - | - | - |
| 2014-15 | Arizona | NHL | 62 | 14 | 42 | 5 | 3556 | 187 | 0 | 3.16 | 1768 | .904 | - | - | - | - | - | - | - | - | - |
| 2015-16 | Arizona | NHL | 32 | 15 | 13 | 2 | 1745 | 77 | 3 | 2.63 | 844 | .916 | - | - | - | - | - | - | - | - | - |
| 2016-17 | Arizona | NHL | 55 | 19 | 26 | 9 | 3216 | 156 | 3 | 2.92 | 1663 | .914 | - | - | - | - | - | - | - | - | - |
| 2017-18 | Calgary | NHL | 55 | 25 | 22 | 6 | 3191 | 141 | 3 | 2.65 | 1545 | .916 | - | - | - | - | - | - | - | - | - |
| | TOTAL | NHL | 529 | 220 | 220 | 66 | 30276 | 1360 | 36 | 2.69 | 14278 | .913 | 19 | 10 | 8 | 1147 | 36 | 3 | 1.88 | 614 | .945 |
| | | Flames | 55 | 25 | 22 | 6 | 3191 | 141 | 3 | 2.65 | 1545 | .916 | - | - | - | - | - | - | - | - | - |
| | | AHL | 121 | 53 | 51 | 9 | 6888 | 287 | 11 | 2.40 | 3300 | .916 | 10 | 4 | 6 | 598 | 23 | 0 | 2.31 | 275 | .423 |
| | | ECHL | 27 | 11 | 10 | 4 | 1553 | 66 | 1 | 2.55 | 668 | .910 | 2 | 0 | 1 | 93 | 8 | 0 | 5.14 | 37 | .822 |
| | | OHL | 144 | 45 | 46 | 14 | 6455 | 315 | 6 | 3.22 | 3177 | .898 | 17 | 8 | 9 | 1037 | 41 | 2 | 2.37 | 167 | .918 |

NHL HIGHLIGHTS

CAREER FIRSTS

FIRST NHL GAME: at PHX on Oct. 21, 2006

FIRST NHL WIN: at PHX on Oct. 21, 2006

FIRST NHL SHUTOUT: at PHX on Oct. 21, 2006

CAREER HIGHS

SAVES: 58 (1x), vs. CBJ on Dec. 3, 2016

SHOTS FACED: 60 (1x), vs. CBJ on Dec. 3, 2016

GOALS AGAINST: 7 (2x), Most Recent: at OTT on Oct. 15, 2009

SHUTOUT SEQUENCE: 234:25, Mar. 24 – Apr. 6, 2012

WIN STREAK: 11 games (1x), Feb. 4 – 28, 2012

STREAK WITHOUT REGULATION LOSS: 11 games (1x), Feb. 4 – 28, 2012 (11-0-0)

LOSING STREAK: 9 games (1x), Feb. 10 – Mar. 3, 2015

INTERNATIONAL

2013: WC – Team Canada (1.65 GAA, .944 SV%)

2015: WC – Team Canada (1.50 GAA, .930 SV%)

PLAYOFFS

2011, 2012: 19 games – 1.88 GAA, .945 SV%

ALL-STAR GAMES

2018: Tampa Bay (Team Pacific – .867 SV%)

2017: Los Angeles (Team Pacific – .786 SV%)

PENALTY SHOTS

Stopped 9-of-11 attempts

SHOOTOUTS

129 saves on 206 attempts (.626 SV%)

CAREER TRANSACTIONS / CONTRACT STATUS

2000: Traded to Sudbury (OHL) by Kingston (OHL) for Sudbury's 10th round choice (Billy Burke) in 2002 OHL Midget Draft.

2008: Traded to Tampa Bay by Dallas with Jussi Jokinen, Jeff Halpern and Dallas' 4th round pick (later traded to Minnesota, later traded to Edmonton (Edmonton selected Kyle Bigos) in 2009 NHL Draft for Brad Richards and Johan Holmqvist.

2011: Signed as a free agent by Phoenix.

2017: Traded to Calgary by Arizona for Chad Johnson, Brandon Hickey and Calgary's 3rd round (conditional) pick in 2018 NHL Draft.

CONTRACT: Signed through the 2018-19 season. Becomes an unrestricted free agent in 2019-20.

2017-18 HIGHLIGHTS

- Played in his first game as a Flame on Oct. 4 at EDM
- Picked up his first win as a Flame on Oct. 7 vs. WPG
- Recorded his first shutout as a Flame stopping a season-high 43 shots on Oct. 9, 2017 at ANA
- Most saves in a shutout by a Calgary Flames goaltender (43) on Oct. 9, 2017 at ANA
- Recorded his 200th career win on Oct. 24 at NSH
- Notched his 10th win of the season on Nov. 18 at PHI
- Recorded his 35th career shutout on Nov. 30 vs. ARI
- Played in his 500th career NHL game on Dec. 9 vs. VAN
- Was named an All-Star for the second time in his career, playing for Team Pacific on Jan. 28
- Finished the season with the third best road GAA (2.17) amongst starting goaltenders in the NHL
- Finished the season tied with Pekka Rinne for the best road SV% amongst starting goaltenders

CAREER HIGHLIGHTS


- Playing in his 13th NHL season, second with the Flames
- Played in his first All-Star Game on Jan. 29 representing the Pacific Division
- Set a career high with 60 shots faced and 58 saves on Dec. 3 vs. CBJ
- Played in his 400th career game on Nov. 10, 2015 vs. LAK
- Won a gold medal as a member of Team Canada at the 2015 IIHF World Championship, posting a 1.50 goals against average and a .930 save percentage
- Was a member of Team Canada at the 2014 Winter Olympics where he won a gold medal
- During the 2013-14 season, he scored his first goal on Oct. 19, 2013 vs. DET (empty net) and had three assists that season
- In 2012, Smith recorded three straight shutouts with a combined time of 234 minutes and 25 seconds marking his sixth, seventh and eighth shutouts that year which is a career high
- His longest winning streak is 11 games dating from Feb. 4-28, 2012
- Named the NHL's First Star of the Week, Feb. 13, 2012
- Collected his 100th career win vs. COL. Mar. 22, 2012
- Recorded his first career playoff shutout in Game 6 vs. CHI Apr. 23, 2012 stopping 39 shots
- In 2011-12 he finished fourth in the Vezina Trophy voting by posting a 38-18-10 record with a .930 save percentage
- That same year he led the Coyotes to the Western Conference Final for the first time in franchise history where he posted a .944 save percentage in the playoffs
- Earned his first career assist vs. NYR, Mar. 15, 2008
- Received his first NHL win on Oct. 21, 2006 as a member of the Dallas Stars
- Known for his ability to handle the puck, in 2006 Smith led the AHL in goaltender assists with six, recording three in one game and tying an AHL goaltender record
- Posted a 19-17-3 record with a 2.42 goals against average, a .915 save percentage and five shutouts with the Houston Aeros (AHL)
- Played in three Calder Cup playoff games posting a 1.33 goals against average

CAREER VS. NHL

| TEAM | GP | MIN | W | L | T/O | GA | SA | W% | SV% | GAA | SO |
|--------------|------------|--------------|------------|------------|-----------|-------------|--------------|-------------|-------------|-------------|-----------|
| ANA | 29 | 1650 | 14 | 10 | 3 | 66 | 832 | .482 | .921 | 2.46 | 4 |
| ARI | 2 | 118 | 1 | 1 | 0 | 3 | 56 | .500 | .946 | 1.51 | 1 |
| BOS | 16 | 830 | 3 | 12 | 0 | 46 | 407 | .187 | .887 | 3.32 | 0 |
| BUF | 15 | 895 | 5 | 6 | 3 | 42 | 482 | .333 | .913 | 2.81 | 0 |
| CGY | 18 | 1212 | 4 | 10 | 4 | 47 | 600 | .222 | .922 | 2.63 | 0 |
| CAR | 17 | 1070 | 6 | 5 | 4 | 35 | 489 | .352 | .928 | 2.26 | 2 |
| CHI | 20 | 1162 | 8 | 9 | 3 | 51 | 540 | .400 | .906 | 2.52 | 2 |
| COL | 20 | 863 | 10 | 9 | 1 | 60 | 661 | .500 | .909 | 3.09 | 3 |
| CBJ | 15 | 928 | 10 | 1 | 4 | 27 | 436 | .666 | .938 | 1.87 | 2 |
| DAL | 22 | 1336 | 7 | 9 | 6 | 52 | 636 | .318 | .918 | 2.33 | 2 |
| DET | 17 | 954 | 7 | 7 | 3 | 43 | 504 | .411 | .915 | 2.70 | 0 |
| EDM | 25 | 1432 | 17 | 4 | 1 | 56 | 754 | .680 | .926 | 2.34 | 2 |
| FLA | 18 | 1062 | 8 | 6 | 3 | 47 | 516 | .444 | .909 | 2.65 | 0 |
| LAK | 29 | 1668 | 17 | 9 | 2 | 64 | 899 | .586 | .929 | 2.30 | 2 |
| MIN | 19 | 1069 | 5 | 11 | 2 | 41 | 490 | .263 | .916 | 2.30 | 2 |
| MTL | 12 | 703 | 4 | 3 | 4 | 28 | 372 | .333 | .925 | 2.38 | 0 |
| NSH | 10 | 871 | 5 | 2 | 3 | 30 | 317 | .500 | .905 | 2.93 | 0 |
| NJD | 15 | 614 | 5 | 8 | 2 | 41 | 448 | .333 | .909 | 2.82 | 1 |
| NYI | 9 | 515 | 5 | 4 | 0 | 23 | 267 | .555 | .914 | 2.67 | 1 |
| NYR | 20 | 1118 | 5 | 12 | 2 | 58 | 561 | .250 | .897 | 3.11 | 1 |
| OTT | 14 | 810 | 5 | 6 | 2 | 48 | 420 | .357 | .886 | 3.55 | 0 |
| PHI | 18 | 940 | 7 | 8 | 2 | 56 | 505 | .388 | .889 | 3.57 | 0 |
| PIT | 16 | 881 | 7 | 8 | 0 | 35 | 427 | .437 | .918 | 2.38 | 2 |
| SJS | 26 | 1546 | 12 | 10 | 3 | 61 | 940 | .461 | .935 | 2.36 | 4 |
| STL | 20 | 1154 | 5 | 14 | 0 | 66 | 580 | .250 | .886 | 3.43 | 0 |
| TBL | 8 | 458 | 4 | 4 | 0 | 29 | 250 | .500 | .884 | 3.79 | 0 |
| TOR | 13 | 801 | 7 | 3 | 3 | 31 | 413 | .538 | .925 | 2.32 | 0 |
| VAN | 23 | 1224 | 10 | 9 | 2 | 56 | 626 | .434 | .911 | 2.74 | 3 |
| VGK | 2 | 119 | 0 | 2 | 0 | 7 | 65 | .000 | .892 | 3.50 | 0 |
| WSH | 11 | 662 | 4 | 4 | 3 | 32 | 344 | .363 | .907 | 2.89 | 0 |
| WPG | 14 | 760 | 4 | 8 | 1 | 41 | 391 | .285 | .895 | 3.23 | 1 |
| TOTAL | 529 | 30277 | 220 | 220 | 66 | 1360 | 15638 | .398 | .913 | 2.69 | 36 |

CAREER PLAYOFFS VS. NHL

| TEAM | GP | MIN | W | L | GA | SA | W% | SV% | GAA | SO |
|--------------|-----------|--------------|-----------|----------|-----------|------------|-------------|-------------|-------------|----------|
| BOS | 3 | 120 | 1 | 1 | 2 | 48 | .500 | .958 | 1.00 | 0 |
| CHI | 6 | 398 | 4 | 2 | 12 | 241 | .667 | .950 | 1.81 | 1 |
| LAK | 5 | 317 | 1 | 4 | 13 | 202 | .200 | .936 | 2.46 | 1 |
| NSH | 5 | 312 | 4 | 1 | 9 | 159 | .800 | .943 | 1.73 | 1 |
| TOTAL | 19 | 1,147 | 10 | 8 | 36 | 650 | .526 | .945 | 1.88 | 3 |



26 | MICHAEL
STONE



Defence | Shoots: Right | 6'3" | 210 lbs. | DOB: Jun. 7, 1990 | Birthplace: Winnipeg, MB

DRAFTED: Selected by Phoenix in the third round (69th overall) in the 2008 NHL Draft

ACQUIRED: Traded from Arizona on Feb. 20, 2017

| CAREER REGULAR SEASON | | | | | | | | CAREER PLAYOFFS | | | | |
|-----------------------|-------------|---------------|------------|-----------|------------|------------|------------|-----------------|-----------|-----------|-----------|-----------|
| SEASON | CLUB | LEAGUE | GP | G | A | PTS | PIM | GP | G | A | PTS | PIM |
| 2006-07 | Calgary | WHL | 55 | 2 | 18 | 20 | 32 | 17 | 0 | 3 | 3 | 14 |
| 2007-08 | Calgary | WHL | 71 | 10 | 25 | 35 | 28 | 14 | 3 | 4 | 7 | 10 |
| 2008-09 | Calgary | WHL | 69 | 19 | 42 | 61 | 87 | 18 | 2 | 11 | 13 | 16 |
| 2009-10 | Calgary | WHL | 69 | 21 | 44 | 65 | 91 | 23 | 5 | 15 | 20 | 26 |
| 2010-11 | San Antonio | AHL | 70 | 2 | 11 | 13 | 27 | - | - | - | - | - |
| 2011-12 | Portland | AHL | 51 | 9 | 13 | 22 | 24 | - | - | - | - | - |
| | Phoenix | NHL | 13 | 1 | 2 | 3 | 2 | 2 | 0 | 0 | 0 | 0 |
| 2012-13 | Portland | AHL | 36 | 6 | 22 | 28 | 20 | 1 | 0 | 1 | 1 | 4 |
| | Phoenix | NHL | 40 | 5 | 4 | 9 | 16 | - | - | - | - | - |
| 2013-14 | Phoenix | NHL | 70 | 8 | 13 | 21 | 38 | - | - | - | - | - |
| 2014-15 | Arizona | NHL | 81 | 3 | 15 | 18 | 60 | - | - | - | - | - |
| 2015-16 | Arizona | NHL | 75 | 6 | 30 | 36 | 62 | - | - | - | - | - |
| 2016-17 | Arizona | NHL | 45 | 1 | 8 | 9 | 12 | - | - | - | - | - |
| | Calgary | NHL | 19 | 2 | 4 | 6 | 20 | 4 | 1 | 0 | 1 | 0 |
| 2017-18 | Calgary | NHL | 82 | 3 | 7 | 10 | 28 | - | - | - | - | - |
| TOTAL | | NHL | 425 | 29 | 83 | 112 | 238 | 6 | 1 | 0 | 1 | 0 |
| | | Flames | 101 | 5 | 11 | 16 | 48 | 4 | 1 | 0 | 1 | 0 |
| | | AHL | 121 | 11 | 24 | 35 | 51 | 1 | 0 | 1 | 1 | 4 |
| | | WHL | 264 | 52 | 129 | 181 | 238 | 72 | 10 | 33 | 43 | 66 |

NHL HIGHLIGHTS

CAREER FIRSTS

FIRST NHL GAME: vs. DAL on Feb. 18, 2012

FIRST NHL GOAL: vs. SJS on Mar. 10, 2012

FIRST NHL ASSIST: vs. MIN on Mar. 8, 2012

LONGEST PERSONAL STREAKS

GOALS: 3 games (1x), Nov. 14 – 21, 2013 (4G)

ASSISTS: 2 games (13x), Most Recent: Apr. 5 – Apr. 7, 2018 (2A)

POINTS: 4 games (1x), Dec. 26 – 31, 2015 (1G, 4A)

CAREER HIGHS

GOALS: 2 (1x), at CHI on Nov. 14, 2013

ASSISTS: 2 (9x), Most Recent: vs. LAK on Dec. 1, 2016

POINTS: 2 (16x), Most Recent: vs. MTL on Mar. 9, 2017 (1G, 1A)

SHOTS: 8 (1x), vs. ANA on Mar. 3, 2016

PIM: 6 (2x), at WPG on Jan. 26, 2016

PLUS/MINUS: +4 (2x), Most Recent: vs. VGK on Apr. 7, 2018

TIME ON ICE: 29:02 (1x), vs. VAN on Mar. 5, 2015

MULTI-POINT GAMES: 16, Most Recent: vs. MTL on Mar. 9, 2017 (1G, 1A)

PLAYOFFS

2012, 2017: 6 games – 1 point (1G)

CAREER TRANSACTIONS / CONTRACT STATUS

2017: Traded to Calgary by Arizona for Calgary's 3rd round pick in 2017 NHL Draft and 5th round (conditional) pick in 2018 NHL Draft.

CONTRACT: Signed through the 2019-20 season. Becomes a free agent in 2020-21.

2017-18 HIGHLIGHTS

- Recorded his first assist of the season on a goal by T.J. Brodie on Oct. 7 vs. WPG
- Scored his first goal of the season on Nov. 5 vs. NJD
- Skated in his 400th career NHL game on Feb. 13 at BOS
- Played all 82 games in a season for the first time in his career

CAREER HIGHLIGHTS

- Playing in his eighth NHL season, second with the Flames
- Traded to the Calgary Flames from the Arizona Coyotes on Feb. 20, 2017
- Surpassed the 100 point mark scoring a goal and adding an assist on Mar. 9, 2017 vs. MTL
- Notched his first point as a Flame with an assist on Feb. 21, 2017 at NSH
- Scored his first goal as a Flame on Mar. 9, 2017 vs. MTL
- In 2016, he led the Arizona Coyotes in blocked shots (143) and was second amongst defencemen in assists (30) and points (36)
- He has contributed multiple-point nights 13 times, the last time being Mar. 17, 2016
- In 2015, he finished the season fifth in the NHL in blocked shots (189) and was only one of four defencemen in the league to finish the season with 150+ hits and 150+ blocked shots
- Played a career high 81 games in 2014-15
- Played in his 200th career NHL game on Apr. 3, 2015 vs. SJS
- Recorded his first career multi-goal game at CHI, Nov. 14, 2013
- Scored his first NHL goal on Mar. 10, 2012 vs. SJS
- Notched his first NHL point on Mar. 8, 2012 with an assist vs. MIN
- Made his NHL debut on Feb. 18, 2012 vs. DAL
- Made his AHL debut in 2010 with the San Antonio Rampage tallying 13 points in 70 games
- In 2009-10 he led the Calgary Hitman to the WHL final and finished fourth in scoring (65 points) among WHL defencemen
- Named to the WHL Eastern Conference All-Star Team in 2010
- Selected as the Eastern Conference finalist for the WHL Defenceman of the Year Award in 2010
- In 2005-06, he skated in 55 games for the Calgary Hitman (WHL) and was named co-rookie of the year

CAREER VS. NHL

| TEAM | GP | G | A | PTS | PIM |
|--------------|------------|-----------|-----------|------------|------------|
| ANA | 26 | 3 | 1 | 4 | 14 |
| ARI | 4 | 0 | 0 | 0 | 0 |
| BOS | 9 | 0 | 2 | 2 | 6 |
| BUF | 7 | 0 | 0 | 0 | 6 |
| CGY | 22 | 2 | 4 | 6 | 4 |
| CAR | 9 | 0 | 0 | 0 | 6 |
| CHI | 15 | 2 | 7 | 9 | 8 |
| COL | 17 | 3 | 4 | 7 | 12 |
| CBJ | 11 | 0 | 3 | 3 | 2 |
| DAL | 15 | 1 | 2 | 3 | 2 |
| DET | 11 | 2 | 2 | 4 | 8 |
| EDM | 28 | 1 | 9 | 10 | 12 |
| FLA | 10 | 0 | 2 | 2 | 8 |
| LAK | 27 | 1 | 5 | 6 | 14 |
| MIN | 18 | 2 | 4 | 6 | 16 |
| MTL | 10 | 1 | 3 | 4 | 2 |
| NSH | 15 | 0 | 1 | 1 | 6 |
| NJD | 9 | 1 | 3 | 4 | 6 |
| NYI | 11 | 0 | 0 | 0 | 8 |
| NYR | 8 | 0 | 3 | 3 | 6 |
| OTT | 8 | 0 | 2 | 2 | 2 |
| PHI | 9 | 1 | 2 | 3 | 8 |
| PIT | 9 | 0 | 1 | 1 | 10 |
| SJS | 29 | 4 | 6 | 10 | 22 |
| STL | 16 | 0 | 4 | 4 | 6 |
| TBL | 10 | 3 | 2 | 5 | 4 |
| TOR | 10 | 1 | 1 | 2 | 6 |
| VAN | 26 | 0 | 2 | 2 | 14 |
| VGK | 4 | 0 | 1 | 1 | 0 |
| WSH | 8 | 1 | 1 | 2 | 4 |
| WPG | 14 | 0 | 6 | 6 | 16 |
| TOTAL | 425 | 29 | 83 | 112 | 238 |

CAREER PLAYOFFS VS. NHL

| TEAM | GP | G | A | PTS | PIM |
|--------------|----------|----------|----------|----------|----------|
| ANA | 4 | 1 | 0 | 1 | 0 |
| LAK | 2 | 0 | 0 | 0 | 0 |
| TOTAL | 6 | 1 | 0 | 1 | 0 |



19 | MATTHEW
TKACHUK



Left Wing | Shoots: Left | 6'2" | 200 lbs. | DOB: Dec. 11, 1997 | Birthplace: Scottsdale, AZ

DRAFTED: Selected by Calgary in the first round (6th overall) in the 2016 NHL Draft

| SEASON | CLUB | CAREER REGULAR SEASON | | | | | | CAREER PLAYOFFS | | | | |
|--------------|-------------|-----------------------|------------|-----------|-----------|------------|------------|-----------------|-----------|-----------|-----------|-----------|
| | | LEAGUE | GP | G | A | PTS | PIM | GP | G | A | PTS | PIM |
| 2013-14 | USNTDP U-17 | USHL | 33 | 5 | 12 | 17 | 18 | - | - | - | - | - |
| 2014-15 | USNTDP U-18 | USHL | 24 | 13 | 20 | 33 | 75 | - | - | - | - | - |
| 2015-16 | London | OHL | 57 | 30 | 77 | 107 | 80 | 18 | 20 | 20 | 40 | 42 |
| 2016-17 | Calgary | NHL | 76 | 13 | 35 | 48 | 105 | 4 | 0 | 0 | 0 | 4 |
| 2017-18 | Calgary | NHL | 68 | 24 | 25 | 49 | 61 | - | - | - | - | - |
| TOTAL | | NHL | 144 | 37 | 60 | 97 | 166 | 4 | 0 | 0 | 0 | 4 |
| | | OHL | 57 | 30 | 77 | 107 | 80 | 18 | 20 | 20 | 40 | 42 |
| | | USHL | 57 | 18 | 32 | 50 | 93 | - | - | - | - | - |

NHL HIGHLIGHTS

CAREER FIRSTS

FIRST NHL GAME: at EDM on Oct. 12, 2016

FIRST NHL GOAL: vs. BUF on Oct. 18, 2016

FIRST NHL ASSIST: at STL on Oct. 25, 2016

LONGEST PERSONAL STREAKS

GOALS: 3 games (2x), Most Recent: Feb. 19 – 22, 2018 (3G)

ASSISTS: 6 games (1x), Dec. 27, 2016 – Jan. 7, 2017 (6A)

POINTS: 9 games (1x), Dec. 19, 2016 – Jan. 7, 2017 (1G, 9A)

CAREER HIGHS

GOALS: 2 (6x), Most Recent: at NYI on Feb. 11, 2018

ASSISTS: 3 (1x), vs. WPG on Dec. 10, 2016

POINTS: 3 (1x), vs. WPG on Dec. 10, 2016 (3A)

SHOTS: 8 (1x), vs. LAK on Oct. 11, 2017

PIM: 18 (1x), at PHI on Nov. 27, 2016

PLUS/MINUS: +3 (2x), Most Recent: vs. DAL on Mar. 17, 2017

TIME ON ICE: 20:55 (1x), vs. NYI on Feb. 11, 2018

MULTI-POINT GAMES: 23, Most Recent: vs. COL on Feb. 24, 2018 (2A)

PLAYOFFS

2017: 4 games – 0 points

SHOOTOUTS

4-of-5 (80%), 2 Game-Deciding Goals

INTERNATIONAL

2016: WJC – Team USA (Bronze Medal - 4G, 7A)

CAREER TRANSACTIONS / CONTRACT STATUS

2016: Selected by Calgary in the first round (6th overall) in the 2016 NHL Draft.

CONTRACT: Signed through the 2018-19 season. Becomes a restricted free agent in 2019-20.

2017-18 HIGHLIGHTS

- Recorded his first assist of the season on a goal by Mikael Backlund on Oct. 7 vs. WPG
- Recorded his first goal of the season on Oct. 11 at LAK
- Had his first multi-goal and multi-point game of the season on Oct. 11 at LAK
- Scored the SO winner on Nov. 5 vs. NJD
- Skated in the 100th NHL game of his career on Nov. 30 vs. ARI
- Second youngest player in Flames history to reach 100 career NHL games on Nov. 30 vs. ARI
- Notched his second two-goal game of the season on Dec. 9 vs. VAN
- Set a new career high in goals in a season with 14 in just 45 games on Jan. 22 vs. BUF
- Notched the first 20-goal season of his career with a two-goal performance on Feb. 11 at NYI

CAREER HIGHLIGHTS

- Playing in his third NHL season, all with the Flames
- Made his NHL postseason debut on Apr. 13, 2017 at ANA
- Became the first Arizona-born player in NHL history to score against the Coyotes on Nov. 16, 2016 vs. ARI
- Notched a pair of goals for his first multi-point game of his career on Nov. 3, 2016 vs. SJS
- Scored his first career NHL goal on Oct. 18, 2016 vs. BUF
- Made his NHL debut on Oct. 12, 2016 at EDM
- Sported a nine-game point streak from Dec. 23, 2016 to Jan. 7, 2017, the longest by a Flames rookie since Joe Nieuwendyk had record 14 straight in 1987-88
- Represented Team USA at the 2015-16 IIHF World Juniors scoring four goals and adding seven assists (11 points)
- Won the Memorial Cup scoring the game winner in overtime as a member of the London Knights (OHL) in 2016
- Won a gold medal at the 2014 U-17 World Hockey Challenge as a member of Team USA
- Won a gold medal at the 2015 IIHF U-18 World Championships as a member of Team USA

CAREER VS. NHL

| TEAM | GP | G | A | PTS | PIM |
|--------------|------------|-----------|-----------|-----------|------------|
| ANA | 8 | 0 | 4 | 4 | 14 |
| ARI | 7 | 2 | 4 | 6 | 12 |
| BOS | 4 | 1 | 0 | 1 | 0 |
| BUF | 4 | 3 | 1 | 4 | 4 |
| CAR | 4 | 1 | 1 | 2 | 6 |
| CHI | 5 | 2 | 0 | 2 | 2 |
| COL | 6 | 0 | 6 | 6 | 8 |
| CBJ | 3 | 0 | 0 | 0 | 11 |
| DAL | 5 | 1 | 1 | 2 | 2 |
| DET | 4 | 2 | 0 | 2 | 15 |
| EDM | 7 | 3 | 0 | 3 | 18 |
| FLA | 4 | 1 | 6 | 7 | 0 |
| LAK | 8 | 2 | 1 | 3 | 13 |
| MIN | 6 | 0 | 1 | 1 | 6 |
| MTL | 3 | 1 | 2 | 3 | 0 |
| NSH | 5 | 2 | 3 | 5 | 4 |
| NJD | 4 | 0 | 0 | 0 | 0 |
| NYI | 4 | 2 | 0 | 2 | 0 |
| NYR | 3 | 2 | 2 | 4 | 0 |
| OTT | 4 | 0 | 1 | 1 | 4 |
| PHI | 3 | 2 | 1 | 3 | 18 |
| PIT | 4 | 0 | 2 | 2 | 0 |
| SJS | 7 | 3 | 5 | 8 | 6 |
| STL | 5 | 0 | 5 | 5 | 4 |
| TBL | 4 | 1 | 1 | 2 | 9 |
| TOR | 4 | 0 | 0 | 0 | 2 |
| VAN | 9 | 4 | 5 | 9 | 4 |
| VGK | 2 | 2 | 0 | 2 | 4 |
| WSH | 3 | 0 | 3 | 3 | 0 |
| WPG | 5 | 0 | 5 | 5 | 0 |
| TOTAL | 144 | 37 | 60 | 97 | 166 |

CAREER PLAYOFFS VS. NHL

| TEAM | GP | G | A | PTS | PIM |
|--------------|----------|----------|----------|----------|----------|
| ANA | 4 | 0 | 0 | 0 | 4 |
| TOTAL | 4 | 0 | 0 | 0 | 4 |

IN THE
SYSTEM






4 | RASMUS
ANDERSSON

Defence | Shoots: Right | 6'1" | 205 lbs. | DOB: Oct. 27, 1996 | Birthplace: Malmo, SWE
DRAFTED: Selected by Calgary in the second round (53rd overall) in the 2015 NHL Draft


| SEASON | CLUB | REGULAR SEASON | | | | | | PLAYOFFS | | | | |
|--------------|----------|----------------|------------|-----------|------------|------------|------------|-----------|----------|-----------|-----------|-----------|
| | | LEAGUE | GP | G | A | PTS | PIM | GP | G | A | PTS | PIM |
| 2012-13 | Malmo | SWE-1 | 38 | 3 | 8 | 11 | 22 | - | - | - | - | - |
| 2013-14 | Malmo | SWE-1 | 43 | 3 | 10 | 13 | 26 | - | - | - | - | - |
| 2014-15 | Barrie | OHL | 67 | 12 | 52 | 64 | 88 | 9 | 1 | 3 | 4 | 6 |
| 2015-16 | Barrie | OHL | 64 | 9 | 51 | 60 | 60 | 15 | 2 | 13 | 15 | 16 |
| 2016-17 | Stockton | AHL | 54 | 3 | 19 | 22 | 38 | 5 | 0 | 0 | 0 | 6 |
| | Calgary | NHL | 1 | 0 | 0 | 0 | 0 | - | - | - | - | - |
| 2017-18 | Stockton | AHL | 56 | 9 | 30 | 39 | 41 | - | - | - | - | - |
| | Calgary | NHL | 10 | 0 | 0 | 0 | 4 | - | - | - | - | - |
| TOTAL | | NHL | 11 | 0 | 0 | 0 | 4 | - | - | - | - | - |
| | | AHL | 110 | 12 | 49 | 61 | 79 | 5 | 0 | 0 | 0 | 6 |
| | | OHL | 131 | 21 | 103 | 124 | 148 | 24 | 3 | 16 | 19 | 22 |
| | | SWE-1 | 81 | 6 | 18 | 24 | 48 | - | - | - | - | - |



59 | DILLON
DUBE

Centre | Shoots: Left | 5'11" | 185 lbs. | DOB: Jul. 20, 1998 | Birthplace: Golden, BC
DRAFTED: Selected by Calgary in the second round (56th overall) in the 2016 NHL Draft

| SEASON | CLUB | REGULAR SEASON | | | | | | PLAYOFFS | | | | |
|--------------|----------|----------------|------------|------------|------------|------------|------------|-----------|-----------|-----------|-----------|-----------|
| | | LEAGUE | GP | G | A | PTS | PIM | GP | G | A | PTS | PIM |
| 2013-14 | Kelowna | WHL | - | - | - | - | - | 1 | 0 | 0 | 0 | 0 |
| 2014-15 | Kelowna | WHL | 45 | 17 | 10 | 27 | 12 | 18 | 5 | 6 | 11 | 8 |
| 2015-16 | Kelowna | WHL | 65 | 26 | 40 | 66 | 50 | 18 | 2 | 5 | 7 | 16 |
| 2016-17 | Kelowna | WHL | 40 | 20 | 35 | 55 | 40 | 17 | 7 | 14 | 21 | 18 |
| | Stockton | AHL | - | - | - | - | - | 1 | 0 | 0 | 0 | 0 |
| 2017-18 | Kelowna | WHL | 53 | 38 | 46 | 84 | 52 | 4 | 2 | 0 | 2 | 14 |
| | Stockton | AHL | 6 | 0 | 4 | 4 | 2 | - | - | - | - | - |
| TOTAL | | AHL | 6 | 0 | 4 | 4 | 2 | 1 | 0 | 0 | 0 | 0 |
| | | WHL | 203 | 101 | 131 | 232 | 154 | 58 | 16 | 25 | 41 | 56 |



50 | YASIN

EHLIZ

Wing | Shoots: Left | 5'10" | 185 lbs. | DOB: Dec. 30, 1992 | Birthplace: Bad Toelz, GER

ACQUIRED: Signed as a free agent on June 11, 2018

| REGULAR SEASON | | | | | | | | PLAYOFFS | | | | |
|----------------|--------------|---------------|------------|-----------|------------|------------|------------|-----------|-----------|-----------|-----------|-----------|
| SEASON | CLUB | LEAGUE | GP | G | A | PTS | PIM | GP | G | A | PTS | PIM |
| 2009-10 | Bad Toelz EC | GerObL | 23 | 5 | 3 | 8 | 20 | - | - | - | - | - |
| 2010-11 | Nuremberg | DEL | 18 | 0 | 0 | 0 | 6 | - | - | - | - | - |
| | Bad Toelz EC | GerObL | 30 | 13 | 23 | 36 | 68 | 4 | 1 | 3 | 4 | 12 |
| 2011-12 | Bad Toelz EC | GerObL | 14 | 5 | 14 | 19 | 43 | - | - | - | - | - |
| | Nuremberg | DEL | 35 | 4 | 5 | 9 | 49 | - | - | - | - | - |
| 2012-13 | Nuremberg | DEL | 47 | 13 | 12 | 25 | 43 | 3 | 0 | 2 | 2 | 4 |
| 2013-14 | Nuremberg | DEL | 52 | 17 | 20 | 37 | 46 | - | - | - | - | - |
| 2014-15 | Nuremberg | DEL | 48 | 11 | 34 | 45 | 32 | 8 | 2 | 5 | 7 | 33 |
| 2015-16 | Nuremberg | DEL | 36 | 7 | 21 | 28 | 18 | 11 | 2 | 4 | 6 | 12 |
| 2016-17 | Nuremberg | DEL | 51 | 16 | 32 | 48 | 32 | 13 | 5 | 7 | 12 | 12 |
| 2017-18 | Nuremberg | DEL | 46 | 10 | 21 | 31 | 47 | 12 | 5 | 1 | 6 | 6 |
| TOTAL | | DEL | 333 | 78 | 145 | 223 | 273 | 53 | 15 | 20 | 35 | 73 |
| | | GerObL | 67 | 23 | 40 | 63 | 131 | 4 | 1 | 3 | 4 | 12 |




48 | ZACH

FISCHER

Right Wing | Shoots: Right | 6'2" | 200 lbs. | DOB: Jul. 19, 1997 | Birthplace: Lloydminster, AB

DRAFTED: Selected by Calgary in the fifth round (140th overall) in the 2017 NHL Draft

| REGULAR SEASON | | | | | | | | PLAYOFFS | | | | |
|----------------|----------------|-------------|------------|-----------|-----------|------------|------------|-----------|----------|----------|-----------|-----------|
| SEASON | CLUB | LEAGUE | GP | G | A | PTS | PIM | GP | G | A | PTS | PIM |
| 2013-14 | Lloydminster | AJHL | 1 | 0 | 0 | 0 | 0 | - | - | - | - | - |
| 2014-15 | Medicine Hat | WHL | 54 | 4 | 6 | 10 | 23 | - | - | - | - | - |
| 2015-16 | Medicine Hat | WHL | 35 | 8 | 5 | 13 | 15 | - | - | - | - | - |
| 2016-17 | Medicine Hat | WHL | 62 | 34 | 29 | 63 | 145 | 11 | 7 | 3 | 10 | 24 |
| 2017-18 | Medicine Hat | WHL | 3 | 1 | 0 | 1 | 13 | - | - | - | - | - |
| | Spokane Chiefs | WHL | 43 | 21 | 14 | 35 | 100 | - | - | - | - | - |
| TOTAL | | WHL | 197 | 68 | 54 | 122 | 296 | 11 | 7 | 3 | 10 | 24 |
| | | AJHL | 1 | 0 | 0 | 0 | 0 | - | - | - | - | - |




15 | SPENCER

FOO

Right Wing | Shoots: Right | 6'0" | 185 lbs. | DOB: May 19, 1994 | Birthplace: St. Albert, AB

ACQUIRED: Signed as a college free agent on June 27, 2017

| SEASON | CLUB | REGULAR SEASON | | | | | | PLAYOFFS | | | | |
|--------------|---------------|----------------|------------|-----------|-----------|------------|------------|-----------|----------|----------|----------|----------|
| | | LEAGUE | GP | G | A | PTS | PIM | GP | G | A | PTS | PIM |
| 2012-13 | Bonnyville | AJHL | 55 | 13 | 17 | 30 | 59 | 9 | 1 | 1 | 2 | 2 |
| 2013-14 | Bonnyville | AJHL | 60 | 40 | 27 | 67 | 67 | 3 | 4 | 1 | 5 | 2 |
| 2014-15 | Union College | ECAC | 39 | 11 | 14 | 25 | 24 | - | - | - | - | - |
| 2015-16 | Union College | ECAC | 36 | 12 | 13 | 25 | 14 | - | - | - | - | - |
| 2016-17 | Union College | ECAC | 38 | 26 | 36 | 62 | 24 | - | - | - | - | - |
| 2017-18 | Calgary | NHL | 4 | 2 | 0 | 2 | 0 | - | - | - | - | - |
| | Stockton | AHL | 62 | 20 | 19 | 39 | 41 | - | - | - | - | - |
| TOTAL | | NHL | 4 | 2 | 0 | 2 | 0 | - | - | - | - | - |
| | | AHL | 62 | 20 | 19 | 39 | 41 | - | - | - | - | - |
| | | ECAC | 113 | 49 | 63 | 112 | 62 | - | - | - | - | - |
| | | AJHL | 115 | 53 | 44 | 97 | 126 | 12 | 5 | 2 | 7 | 4 |



80 | GLENN


GAWDIN

Centre | Shoots: Right | 6'1" | 190 lbs. | DOB: Mar. 25, 1997 | Birthplace: Richmond, BC

DRAFTED: Selected by St. Louis in the fourth round (116th overall) in the 2015 NHL Draft

ACQUIRED: Signed as a free agent on November 17, 2017

| SEASON | CLUB | REGULAR SEASON | | | | | | PLAYOFFS | | | | |
|--------------|---------------|----------------|------------|------------|------------|------------|------------|-----------|-----------|-----------|-----------|-----------|
| | | LEAGUE | GP | G | A | PTS | PIM | GP | G | A | PTS | PIM |
| 2012-13 | Swift Current | WHL | 2 | 0 | 0 | 0 | 0 | - | - | - | - | - |
| 2013-14 | Swift Current | WHL | 66 | 10 | 12 | 22 | 34 | 6 | 0 | 0 | 0 | 2 |
| 2014-15 | Swift Current | WHL | 72 | 15 | 39 | 54 | 59 | 4 | 1 | 1 | 2 | 0 |
| 2015-16 | Swift Current | WHL | 53 | 19 | 34 | 53 | 63 | - | - | - | - | - |
| 2016-17 | Swift Current | WHL | 52 | 26 | 33 | 59 | 80 | 14 | 6 | 5 | 11 | 18 |
| 2017-18 | Swift Current | WHL | 67 | 56 | 69 | 125 | 101 | 24 | 14 | 18 | 32 | 32 |
| TOTAL | | WHL | 312 | 126 | 187 | 313 | 337 | 48 | 21 | 24 | 45 | 52 |




32 | JON
GILLIES

Goaltender | Catches: Left | 6'6" | 220 lbs. | DOB: Jan. 22, 1994 | Birthplace: Concord, NH

DRAFTED: Selected by Calgary in the third round (75th overall) in the 2012 NHL Draft

| REGULAR SEASON | | | | | | | | | | | PLAYOFFS | | | | | | |
|----------------|------------|---------------|------------|-----------|-----------|-----------|-------------|------------|-----------|-------------|----------|----------|----------|------------|----------|----------|-------------|
| SEASON | CLUB | LEAGUE | GP | W | L | T | MINS | GA | SO | GAA | GP | W | L | MINS | GA | SO | GAA |
| 2010-11 | Indiana | USHL | 25 | 15 | 6 | 2 | 1447 | 68 | 3 | 2.82 | - | - | - | - | - | - | - |
| 2011-12 | Indiana | USHL | 53 | 31 | 11 | 9 | 2967 | 137 | 3 | 2.77 | - | - | - | - | - | - | - |
| 2012-13 | Providence | H-EAST | 35 | 17 | 12 | 6 | 2105 | 73 | 5 | 2.08 | - | - | - | - | - | - | - |
| | USA U-20 | WJC | 1 | 0 | 0 | 0 | 20 | 7 | 0 | 0.00 | - | - | - | - | - | - | - |
| 2013-14 | Providence | H-EAST | 34 | 19 | 9 | 5 | 2027 | 73 | 4 | 2.16 | - | - | - | - | - | - | - |
| | USA U-20 | WJC | 4 | 2 | 2 | 0 | 238 | 11 | 0 | 2.77 | - | - | - | - | - | - | - |
| 2014-15 | Providence | H-EAST | 39 | 24 | 13 | 2 | 2301 | 77 | 4 | 2.01 | - | - | - | - | - | - | - |
| 2015-16 | Stockton | AHL | 7 | 2 | 3 | 1 | 363 | 14 | 2 | 2.31 | - | - | - | - | - | - | - |
| 2016-17 | Stockton | AHL | 39 | 18 | 14 | 1 | 2215 | 108 | 1 | 2.93 | 3 | 0 | 2 | 137 | 8 | 0 | 3.49 |
| | Calgary | NHL | 1 | 1 | 0 | 0 | 60 | 1 | 0 | 1.00 | - | - | - | - | - | - | - |
| 2017-18 | Stockton | AHL | 39 | 17 | 16 | 3 | 2231 | 94 | 4 | 2.53 | - | - | - | - | - | - | - |
| | Calgary | NHL | 11 | 3 | 5 | 1 | 605 | 29 | 0 | 2.88 | - | - | - | - | - | - | - |
| TOTAL | | NHL | 12 | 4 | 5 | 1 | 665 | 30 | 0 | 2.71 | - | - | - | - | - | - | - |
| | | AHL | 85 | 37 | 33 | 10 | 4809 | 216 | 7 | 2.70 | 3 | 0 | 2 | 137 | 8 | 0 | 3.49 |
| | | H-EAST | 108 | 60 | 34 | 13 | 6433 | 223 | 13 | 2.08 | - | - | - | - | - | - | - |
| | | USHL | 78 | 46 | 17 | 11 | 4414 | 205 | 6 | 2.79 | - | - | - | - | - | - | - |




44 | TYLER
GRAOVAC

Centre | Shoots: Left | 6'5" | 210 lbs. | DOB: Apr. 27, 1993 | Birthplace: Brampton, ON

DRAFTED: Selected by Minnesota in the seventh round (191st overall) in the 2011 NHL Draft

ACQUIRED: Signed as a free agent on July 1, 2018

| REGULAR SEASON | | | | | | | | PLAYOFFS | | | | |
|----------------|----------------|------------|------------|-----------|-----------|------------|------------|-----------|-----------|-----------|-----------|-----------|
| SEASON | CLUB | LEAGUE | GP | G | A | PTS | PIM | GP | G | A | PTS | PIM |
| 2009-10 | Ottawa | OHL | 52 | 2 | 7 | 9 | 17 | 12 | 0 | 0 | 0 | 2 |
| 2010-11 | Ottawa | OHL | 66 | 10 | 11 | 21 | 10 | - | - | - | - | - |
| 2011-12 | Ottawa | OHL | 50 | 8 | 19 | 27 | 31 | 18 | 4 | 6 | 10 | 12 |
| 2012-13 | Ottawa | OHL | 30 | 21 | 14 | 35 | 8 | - | - | - | - | - |
| | Belleville | OHL | 30 | 17 | 21 | 38 | 10 | 15 | 6 | 16 | 22 | 17 |
| 2013-14 | Iowa | AHL | 64 | 13 | 12 | 25 | 29 | - | - | - | - | - |
| 2014-15 | Iowa | AHL | 73 | 21 | 25 | 46 | 26 | - | - | - | - | - |
| | Minnesota | NHL | 3 | 0 | 0 | 0 | 0 | - | - | - | - | - |
| 2015-16 | Minnesota Wild | NHL | 2 | 0 | 0 | 0 | 0 | - | - | - | - | - |
| | Iowa | AHL | 39 | 5 | 11 | 16 | 20 | - | - | - | - | - |
| 2016-17 | Iowa | AHL | 26 | 10 | 5 | 15 | 15 | - | - | - | - | - |
| | Minnesota | NHL | 52 | 7 | 2 | 9 | 10 | - | - | - | - | - |
| 2017-18 | Washington | NHL | 5 | 0 | 0 | 0 | 2 | - | - | - | - | - |
| | Hershey | AHL | 53 | 12 | 17 | 29 | 12 | - | - | - | - | - |
| TOTAL | | NHL | 62 | 7 | 2 | 9 | 12 | - | - | - | - | - |
| | | AHL | 255 | 61 | 70 | 131 | 102 | - | - | - | - | - |
| | | OHL | 228 | 58 | 72 | 130 | 76 | 45 | 10 | 22 | 32 | 31 |



85 | JOSH

HEALEY

Defence | Shoots: Left | 6'0" | 198 lbs. | DOB: Jul. 12, 1994 | Birthplace: Edmonton, AB

ACQUIRED: Signed as a college free agent on March 25, 2017

| REGULAR SEASON | | | | | | | | PLAYOFFS | | | | |
|----------------|----------------|---------------|------------|-----------|-----------|-----------|------------|-----------|----------|----------|----------|-----------|
| SEASON | CLUB | LEAGUE | GP | G | A | PTS | PIM | GP | G | A | PTS | PIM |
| 2010-11 | Sherwood Park | AJHL | 1 | 0 | 0 | 0 | 2 | - | - | - | - | - |
| 2011-12 | Sherwood Park | AJHL | 47 | 2 | 10 | 12 | 59 | 9 | 0 | 2 | 2 | 2 |
| 2012-13 | Sherwood Park | AJHL | 53 | 10 | 13 | 23 | 126 | 10 | 1 | 3 | 4 | 11 |
| 2013-14 | Ohio St. Univ. | Big-10 | 33 | 1 | 4 | 5 | 18 | - | - | - | - | - |
| 2014-15 | Ohio St. Univ. | Big-10 | 32 | 2 | 7 | 9 | 58 | - | - | - | - | - |
| 2015-16 | Ohio St. Univ. | Big-10 | 33 | 5 | 16 | 21 | 66 | - | - | - | - | - |
| 2016-17 | Ohio St. Univ. | Big-10 | 35 | 4 | 21 | 25 | 70 | - | - | - | - | - |
| | Stockton | AHL | 2 | 0 | 0 | 0 | 0 | - | - | - | - | - |
| 2017-18 | Stockton | AHL | 50 | 0 | 4 | 4 | 24 | - | - | - | - | - |
| | TOTAL | AHL | 52 | 0 | 4 | 4 | 24 | - | - | - | - | - |
| | | Big-10 | 133 | 12 | 48 | 60 | 212 | - | - | - | - | - |
| | | AJHL | 101 | 12 | 23 | 35 | 187 | 19 | 1 | 5 | 6 | 13 |




46 | MARCUS

HOGSTROM

Defence | Shoots: Left | 6'4" | 200 lbs. | DOB: Mar. 20, 1989 | Birthplace: Sveg, SWE

ACQUIRED: Signed as a free agent on June 11, 2018

| REGULAR SEASON | | | | | | | | PLAYOFFS | | | | |
|----------------|----------------|-----------------|------------|-----------|-----------|-----------|------------|-----------|----------|----------|-----------|-----------|
| SEASON | CLUB | LEAGUE | GP | G | A | PTS | PIM | GP | G | A | PTS | PIM |
| 2010-11 | Sundsvall IF | Swe-1 | 44 | 6 | 23 | 29 | 95 | - | - | - | - | - |
| | Skelleftea AIK | SEL | 1 | 0 | 0 | 0 | 0 | - | - | - | - | - |
| | Timra IK | SEL | 2 | 0 | 0 | 0 | 2 | - | - | - | - | - |
| 2011-12 | Malmö | Swe-1 | 16 | 3 | 0 | 3 | 14 | - | - | - | - | - |
| | Timra IK | SEL | 30 | 0 | 6 | 6 | 8 | - | - | - | - | - |
| | Sundsvall IF | Swe-1 | 6 | 1 | 3 | 4 | 27 | - | - | - | - | - |
| 2012-13 | Asploven HC | Swe-1 | 7 | 2 | 2 | 4 | 6 | - | - | - | - | - |
| 2013-14 | Almtuna IS | Swe-1 | 47 | 5 | 22 | 27 | 36 | - | - | - | - | - |
| | Djurgårdens IF | Swe-1 | 3 | 0 | 1 | 1 | 4 | - | - | - | - | - |
| 2014-15 | Djurgårdens IF | SweHL | 53 | 6 | 13 | 19 | 30 | - | - | - | - | - |
| 2015-16 | Djurgårdens IF | SweHL | 50 | 8 | 20 | 28 | 56 | 8 | 2 | 1 | 3 | 12 |
| 2016-17 | Moscow | KHL | 30 | 1 | 7 | 8 | 20 | - | - | - | - | - |
| | HIFK Helsinki | SM-liiga | 11 | 0 | 2 | 2 | 8 | - | - | - | - | - |
| | Djurgårdens IF | SweHL | 21 | 2 | 9 | 11 | 0 | 3 | 0 | 2 | 2 | 0 |
| 2017-18 | Djurgårdens IF | SweHL | 50 | 3 | 20 | 23 | 38 | 11 | 1 | 6 | 7 | 31 |
| | TOTAL | SweHL | 207 | 19 | 68 | 87 | 134 | 24 | 3 | 9 | 12 | 43 |
| | | SM-liiga | 11 | 0 | 2 | 2 | 8 | - | - | - | - | - |
| | | KHL | 30 | 1 | 7 | 8 | 20 | - | - | - | - | - |
| | | Swe-1 | 123 | 17 | 51 | 68 | 182 | - | - | - | - | - |
| | | SEL | 33 | 0 | 6 | 6 | 10 | - | - | - | - | - |




52 | D'ARTAGNAN

JOLY

Right Wing | Shoots: Right | 6'3" | 180 lbs. | DOB: Apr. 7, 1999 | Birthplace: Gatineau, PQ

DRAFTED: Selected by Calgary in the sixth round (171st overall) in the 2017 NHL Draft

| REGULAR SEASON | | | | | | | | PLAYOFFS | | | | |
|----------------|-------------|--------------|------------|-----------|-----------|------------|-----------|----------|----------|----------|----------|-----------|
| SEASON | CLUB | LEAGUE | GP | G | A | PTS | PIM | GP | G | A | PTS | PIM |
| 2015-16 | Gatineau | QMJHL | 3 | 0 | 0 | 0 | 0 | - | - | - | - | - |
| | Baie-Comeau | QMJHL | 35 | 1 | 7 | 8 | 10 | - | - | - | - | - |
| 2016-17 | Baie-Comeau | QMJHL | 66 | 16 | 32 | 48 | 35 | 4 | 1 | 0 | 1 | 9 |
| 2017-18 | Baie-Comeau | QMJHL | 55 | 23 | 45 | 68 | 45 | 5 | 0 | 6 | 6 | 6 |
| TOTAL | | QMJHL | 159 | 40 | 84 | 124 | 90 | 9 | 1 | 6 | 7 | 15 |



45 | MORGAN

KLIMCHUK

Left Wing | Shoots: Left | 6'0" | 190 lbs. | DOB: Mar. 2, 1995 | Birthplace: Regina, SK

DRAFTED: Selected by Calgary in the first round (28th overall) in the 2013 NHL Draft

| REGULAR SEASON | | | | | | | | PLAYOFFS | | | | |
|----------------|------------|------------|------------|------------|------------|------------|-----------|-----------|----------|-----------|-----------|----------|
| SEASON | CLUB | LEAGUE | GP | G | A | PTS | PIM | GP | G | A | PTS | PIM |
| 2010-11 | Regina | WHL | 5 | 0 | 1 | 1 | 0 | - | - | - | - | - |
| 2011-12 | Regina | WHL | 67 | 18 | 18 | 36 | 27 | 5 | 0 | 1 | 1 | 2 |
| 2012-13 | Regina | WHL | 72 | 36 | 40 | 76 | 20 | - | - | - | - | - |
| 2013-14 | Regina | WHL | 57 | 30 | 44 | 74 | 27 | 4 | 3 | 2 | 5 | 2 |
| | Abbotsford | AHL | 4 | 0 | 0 | 0 | 4 | - | - | - | - | - |
| 2014-15 | Regina | WHL | 27 | 14 | 16 | 30 | 12 | - | - | - | - | - |
| | Brandon | WHL | 33 | 20 | 30 | 50 | 12 | 13 | 3 | 10 | 13 | 2 |
| 2015-16 | Stockton | AHL | 55 | 3 | 6 | 9 | 10 | - | - | - | - | - |
| 2016-17 | Stockton | AHL | 66 | 19 | 24 | 43 | 36 | 2 | 0 | 0 | 0 | 0 |
| 2017-18 | Stockton | AHL | 62 | 19 | 21 | 40 | 24 | - | - | - | - | - |
| | Calgary | NHL | 1 | 0 | 0 | 0 | 0 | - | - | - | - | - |
| TOTAL | | NHL | 1 | 0 | 0 | 0 | 0 | - | - | - | - | - |
| | | AHL | 187 | 41 | 51 | 92 | 74 | 2 | 0 | 0 | 0 | 0 |
| | | WHL | 261 | 118 | 149 | 267 | 98 | 22 | 6 | 13 | 19 | 6 |




83 | DEMETRIOS

KOUMONTZIS

Left Wing | Shoots: Left | 5'11" | 185 lbs. | DOB: Mar. 24, 2000 | Birthplace: Edina, MN

DRAFTED: Selected by Calgary in the fourth round (108th overall) in the 2018 NHL Draft

| REGULAR SEASON | | | | | | | | PLAYOFFS | | | | |
|----------------|--------------|-------------|-----------|-----------|-----------|-----------|-----------|----------|----------|----------|----------|----------|
| SEASON | CLUB | LEAGUE | GP | G | A | PTS | PIM | GP | G | A | PTS | PIM |
| 2017-18 | Edina High | USHS | 24 | 20 | 21 | 41 | 23 | 3 | 2 | 2 | 4 | 6 |
| | TOTAL | USHS | 24 | 20 | 21 | 41 | 23 | 3 | 2 | 2 | 4 | 6 |



58 | OLIVER

KYLLINGTON

Defence | Shoots: Left | 6'0" | 185 lbs. | DOB: May 19, 1997 | Birthplace: Stockholm, SWE

DRAFTED: Selected by Calgary in the second round (60th overall) in the 2015 NHL Draft

| REGULAR SEASON | | | | | | | | PLAYOFFS | | | | |
|----------------|--------------|--------------|------------|-----------|-----------|-----------|-----------|-----------|----------|----------|----------|----------|
| SEASON | CLUB | LEAGUE | GP | G | A | PTS | PIM | GP | G | A | PTS | PIM |
| 2013-14 | Farjestads | SHL | 32 | 2 | 4 | 6 | 6 | 12 | 0 | 2 | 2 | 2 |
| 2014-15 | Farjestads | SHL | 18 | 2 | 3 | 5 | 4 | - | - | - | - | - |
| | AIK | SWE-1 | 17 | 4 | 3 | 7 | 6 | - | - | - | - | - |
| 2015-16 | Stockton | AHL | 47 | 5 | 7 | 12 | 14 | - | - | - | - | - |
| | Calgary | NHL | 1 | 0 | 0 | 0 | 0 | - | - | - | - | - |
| 2016-17 | Stockton | AHL | 60 | 6 | 21 | 27 | 22 | 5 | 0 | 1 | 1 | 0 |
| 2017-18 | Stockton | AHL | 62 | 7 | 28 | 35 | 18 | - | - | - | - | - |
| | TOTAL | NHL | 1 | 0 | 0 | 0 | 0 | - | - | - | - | - |
| | | AHL | 169 | 18 | 56 | 74 | 54 | 5 | 0 | 1 | 1 | 0 |
| | | SWE-1 | 17 | 4 | 3 | 7 | 6 | - | - | - | - | - |
| | | SHL | 50 | 4 | 7 | 11 | 10 | 12 | 0 | 2 | 2 | 2 |




81 | LINUS

LINDSTROM

Centre | Shoots: Left | 6'0" | 170 lbs. | DOB: Jan. 8, 1998 | Birthplace: Skelleftea, SWE

DRAFTED: Selected by Calgary in the fourth round (96th overall) in the 2016 NHL Draft

| REGULAR SEASON | | | | | | | | PLAYOFFS | | | | |
|----------------|---------------|---------------|-----------|-----------|-----------|-----------|-----------|----------|----------|----------|-----------|----------|
| SEASON | CLUB | LEAGUE | GP | G | A | PTS | PIM | GP | G | A | PTS | PIM |
| 2014-15 | Skelleftea Jr | SWE Jr | 23 | 11 | 7 | 18 | 4 | - | - | - | - | - |
| 2015-16 | Skelleftea Jr | SWE Jr | 40 | 14 | 30 | 44 | 28 | 6 | 5 | 5 | 10 | 0 |
| | Skelleftea | SHL | 4 | 1 | 0 | 1 | 0 | - | - | - | - | - |
| 2016-17 | Skelleftea | SHL | 50 | 2 | 4 | 6 | 8 | - | - | - | - | - |
| 2017-18 | Skelleftea | SHL | 41 | 3 | 1 | 4 | 14 | - | - | - | - | - |
| | TOTAL | SHL | 95 | 6 | 5 | 11 | 22 | - | - | - | - | - |
| | | SWE Jr | 63 | 25 | 37 | 62 | 32 | 6 | 5 | 5 | 10 | 0 |




56 | RYAN

LOMBERG

Left Wing | Shoots: Left | 5'10" | 196 lbs. | DOB: Dec. 9, 1994 | Birthplace: Richmond Hill, ON

ACQUIRED: Signed as a free agent on September 4, 2015

| SEASON | CLUB | LEAGUE | REGULAR SEASON | | | | | PLAYOFFS | | | | |
|--------------|------------|---------------|----------------|-----------|-----------|-----------|------------|-----------|----------|----------|----------|-----------|
| | | | GP | G | A | PTS | PIM | GP | G | A | PTS | PIM |
| 2011-12 | Muskegon | USHL | 52 | 22 | 18 | 40 | 154 | - | - | - | - | - |
| 2012-13 | Maine | H-EAST | 32 | 7 | 7 | 14 | 42 | - | - | - | - | - |
| 2013-14 | Maine | H-EAST | 34 | 11 | 7 | 18 | 40 | - | - | - | - | - |
| 2014-15 | Youngstown | USHL | 56 | 24 | 19 | 43 | 146 | 4 | 1 | 1 | 2 | 6 |
| 2015-16 | Adirondack | ECHL | 43 | 18 | 17 | 35 | 48 | 12 | 3 | 3 | 6 | 27 |
| | Stockton | AHL | 15 | 0 | 3 | 3 | 42 | - | - | - | - | - |
| 2016-17 | Stockton | AHL | 68 | 13 | 16 | 29 | 127 | 1 | 0 | 0 | 0 | 0 |
| 2017-18 | Stockton | AHL | 57 | 13 | 15 | 28 | 110 | - | - | - | - | - |
| | Flames | NHL | 7 | 0 | 1 | 1 | 15 | - | - | - | - | - |
| TOTAL | | NHL | 7 | 0 | 1 | 1 | 15 | - | - | - | - | - |
| | | AHL | 140 | 26 | 34 | 60 | 279 | 1 | 0 | 0 | 0 | 0 |
| | | ECHL | 43 | 18 | 17 | 35 | 48 | 12 | 3 | 3 | 6 | 27 |
| | | H-EAST | 66 | 18 | 14 | 32 | 82 | - | - | - | - | - |
| | | USHL | 52 | 22 | 18 | 40 | 154 | 4 | 1 | 1 | 2 | 6 |



88 | ANDREW

MANGIAPANE

Left Wing | Shoots: Left | 5'10" | 180 lbs. | DOB: Apr. 4, 1996 | Birthplace: Bolton, ON

DRAFTED: Selected by Calgary in the sixth round (166th overall) in the 2015 NHL Draft

| SEASON | CLUB | LEAGUE | REGULAR SEASON | | | | | PLAYOFFS | | | | |
|--------------|----------|------------|----------------|------------|------------|------------|------------|-----------|-----------|-----------|-----------|-----------|
| | | | GP | G | A | PTS | PIM | GP | G | A | PTS | PIM |
| 2013-14 | Barrie | OHL | 68 | 24 | 27 | 51 | 28 | 11 | 2 | 5 | 7 | 8 |
| 2014-15 | Barrie | OHL | 68 | 43 | 61 | 104 | 54 | 9 | 6 | 4 | 10 | 12 |
| 2015-16 | Barrie | OHL | 59 | 51 | 55 | 106 | 50 | 15 | 10 | 11 | 21 | 14 |
| 2016-17 | Stockton | AHL | 66 | 20 | 21 | 41 | 64 | 5 | 1 | 2 | 3 | 2 |
| 2017-18 | Stockton | AHL | 39 | 21 | 25 | 46 | 20 | - | - | - | - | - |
| | Flames | NHL | 10 | 0 | 0 | 0 | 2 | - | - | - | - | - |
| TOTAL | | NHL | 10 | 0 | 0 | 0 | 2 | - | - | - | - | - |
| | | AHL | 105 | 41 | 46 | 87 | 84 | 5 | 1 | 2 | 3 | 2 |
| | | OHL | 195 | 118 | 143 | 259 | 132 | 35 | 18 | 20 | 38 | 34 |



91 | MITCHELL
MATTSON

Centre | Shoots: Left | 6'5" | 190 lbs. | DOB: Jan. 2, 1998 | Birthplace: Grand Rapids, MN
DRAFTED: Selected by Calgary in the fifth round (126th overall) in the 2016 NHL Draft

| SEASON | CLUB | LEAGUE | REGULAR SEASON | | | | | PLAYOFFS | | | | |
|--------------|--------------|----------------|----------------|-----------|-----------|------------|-----------|-----------|----------|-----------|-----------|----------|
| | | | GP | G | A | PTS | PIM | GP | G | A | PTS | PIM |
| 2013-14 | Grand Rapids | HIGH-MN | 25 | 11 | 26 | 37 | 18 | 2 | 0 | 2 | 2 | 0 |
| 2014-15 | Grand Rapids | HIGH-MN | 25 | 22 | 26 | 48 | 6 | 2 | 1 | 2 | 3 | 6 |
| | Bloomington | USHL | 13 | 2 | 5 | 7 | 2 | - | - | - | - | - |
| 2015-16 | Grand Rapids | HIGH-MN | 25 | 17 | 29 | 46 | 22 | 3 | 3 | 9 | 12 | 0 |
| | Bloomington | USHL | 21 | 2 | 0 | 2 | 8 | 10 | 1 | 0 | 1 | 0 |
| 2016-17 | Bloomington | USHL | 55 | 12 | 16 | 28 | 44 | - | - | - | - | - |
| 2017-18 | Sioux Falls | USHL | 53 | 9 | 12 | 21 | 18 | 3 | 0 | 0 | 0 | 0 |
| TOTAL | | USHL | 142 | 25 | 33 | 58 | 72 | 13 | 1 | 0 | 1 | 0 |
| | | HIGH-MN | 75 | 50 | 81 | 131 | 46 | 7 | 4 | 13 | 17 | 6 |



72 | MASON
McDONALD

Goaltender | Catches: Right | 6'4" | 195 lbs. | DOB: Apr. 23, 1996 | Birthplace: Halifax, NS
DRAFTED: Selected by Calgary in the second round (34th overall) in 2014 NHL Draft

| SEASON | CLUB | LEAGUE | REGULAR SEASON | | | | | | | | PLAYOFFS | | | | | | |
|--------------|---------------|--------------|----------------|-----------|-----------|-----------|-------------|------------|----------|-------------|-----------|----------|-----------|-------------|-----------|----------|-------------|
| | | | GP | W | L | T | MINS | GA | SO | GAA | GP | W | L | MINS | GA | SO | GAA |
| 2012-13 | Acadie-Bath. | QMJHL | 26 | 6 | 8 | 3 | 1004 | 79 | 1 | 4.72 | 1 | 0 | 0 | 20 | 1 | 0 | 3.00 |
| 2013-14 | Acadie-Bath. | QMJHL | 13 | 3 | 7 | 1 | 655 | 39 | 0 | 3.57 | - | - | - | - | - | - | - |
| | Charlottetown | QMJHL | 16 | 5 | 8 | 2 | 519 | 53 | 0 | 3.35 | 4 | 0 | 4 | 200 | 22 | 0 | 6.58 |
| 2014-15 | Charlottetown | QMJHL | 56 | 28 | 22 | 4 | 3194 | 163 | 1 | 3.06 | 3 | 1 | 1 | 121 | 8 | 0 | 3.98 |
| 2015-16 | Charlottetown | QMJHL | 39 | 21 | 15 | 3 | 2307 | 128 | 3 | 3.33 | 12 | 6 | 6 | 736 | 45 | 0 | 3.67 |
| | CAN U-20 | WJC | 2 | 1 | 1 | 0 | 119 | 5 | 0 | 2.52 | - | - | - | - | - | - | - |
| 2016-17 | Adirondack | ECHL | 29 | 13 | 9 | 3 | 1678 | 76 | 1 | 2.72 | - | - | - | - | - | - | - |
| | Stockton | AHL | 1 | - | - | - | 63 | 6 | 0 | 5.75 | - | - | - | - | - | - | - |
| 2017-18 | Kansas City | ECHL | 27 | 11 | 14 | 1 | 1538 | 81 | 0 | 3.16 | - | - | - | - | - | - | - |
| | Stockton | AHL | 4 | 3 | 1 | 0 | 224 | 13 | 0 | 3.48 | - | - | - | - | - | - | - |
| TOTAL | | AHL | 5 | 3 | 1 | 0 | 287 | 19 | 0 | 3.97 | - | - | - | - | - | - | - |
| | | ECHL | 56 | 24 | 23 | 4 | 3216 | 157 | 1 | 2.93 | - | - | - | - | - | - | - |
| | | QMJHL | 150 | 63 | 60 | 13 | 8108 | 462 | 5 | 3.42 | 20 | 7 | 11 | 1077 | 76 | 0 | 4.23 |




79 | MIKE

McMURTRY

Centre | Shoots: Left | 6'0" | 194 lbs. | DOB: Jun. 5, 1992 | Birthplace: Greely, ON

ACQUIRED: Signed as a free agent on September 25, 2017

| SEASON | CLUB | LEAGUE | REGULAR SEASON | | | | | PLAYOFFS | | | | |
|--------------|--------------|---------------|----------------|-----------|-----------|------------|-----------|----------|----------|----------|----------|----------|
| | | | GP | G | A | PTS | PIM | GP | G | A | PTS | PIM |
| 2008-09 | Kemptville | CJHL | 4 | 1 | 0 | 1 | 0 | - | - | - | - | - |
| 2009-10 | Gloucester | CJHL | 14 | 2 | 3 | 5 | 2 | - | - | - | - | - |
| 2010-11 | Gloucester | CCHL | 61 | 19 | 35 | 54 | 6 | - | - | - | - | - |
| 2011-12 | Gloucester | CCHL | 57 | 29 | 44 | 73 | 27 | - | - | - | - | - |
| 2012-13 | Northeastern | H-East | 27 | 1 | 13 | 14 | 4 | - | - | - | - | - |
| 2013-14 | Northeastern | H-East | 37 | 6 | 7 | 13 | 14 | - | - | - | - | - |
| 2014-15 | Northeastern | H-East | 36 | 5 | 17 | 22 | 12 | - | - | - | - | - |
| 2015-16 | Northeastern | H-East | 41 | 8 | 23 | 31 | 14 | - | - | - | - | - |
| | Texas | AHL | 5 | 0 | 3 | 3 | 4 | 3 | 0 | 0 | 0 | 0 |
| 2016-17 | Texas | AHL | 47 | 7 | 8 | 15 | 26 | - | - | - | - | - |
| | Idaho | ECHL | 6 | 1 | 5 | 6 | 0 | 4 | 0 | 1 | 1 | 0 |
| 2017-18 | Kansas City | ECHL | 31 | 15 | 18 | 33 | 12 | - | - | - | - | - |
| | Stockton | AHL | 33 | 6 | 12 | 18 | 6 | - | - | - | - | - |
| TOTAL | | AHL | 85 | 13 | 23 | 36 | 36 | 3 | 0 | 0 | 0 | 0 |
| | | ECHL | 37 | 16 | 23 | 39 | 12 | 4 | 0 | 1 | 1 | 0 |
| | | H-East | 141 | 20 | 60 | 80 | 44 | - | - | - | - | - |
| | | CCHL | 118 | 48 | 79 | 127 | 33 | - | - | - | - | - |
| | | CJHL | 18 | 3 | 3 | 6 | 2 | - | - | - | - | - |



68 | ADAM

OLLAS MATTSSON

Defence | Shoots: Right | 6'5" | 215 lbs. | DOB: Jul. 30, 1996 | Birthplace: Gustausberg, SWE

DRAFTED: Selected by Calgary in the sixth round (175th overall) in the 2014 NHL Draft

| SEASON | CLUB | LEAGUE | REGULAR SEASON | | | | | PLAYOFFS | | | | |
|--------------|-------------|--------------|----------------|----------|----------|-----------|-----------|----------|----------|----------|----------|----------|
| | | | GP | G | A | PTS | PIM | GP | G | A | PTS | PIM |
| 2013-14 | Djurgardens | SWE-1 | 6 | 0 | 2 | 2 | 4 | - | - | - | - | - |
| 2014-15 | Djurgardens | SHL | 34 | 0 | 2 | 2 | 4 | - | - | - | - | - |
| 2015-16 | Djurgardens | SHL | 22 | 1 | 3 | 4 | 2 | 1 | 0 | 0 | 0 | 0 |
| 2016-17 | Djurgardens | SHL | 52 | 1 | 3 | 4 | 29 | 3 | 0 | 0 | 0 | 0 |
| | Stockton | AHL | 9 | 1 | 1 | 2 | 6 | - | - | - | - | - |
| 2017-18 | Stockton | AHL | 14 | 0 | 0 | 0 | 6 | - | - | - | - | - |
| TOTAL | | AHL | 23 | 1 | 1 | 2 | 12 | - | - | - | - | - |
| | | SHL | 108 | 2 | 8 | 10 | 35 | 4 | 0 | 0 | 0 | 0 |
| | | SWE-1 | 6 | 0 | 2 | 2 | 4 | - | - | - | - | - |



82 | TYLER
PARSONS

Goaltender | Catches: Left | 6'1" | 190 lbs. | DOB: Sep. 18, 1997 | Birthplace: Chesterfield, MI
DRAFTED: Selected by Calgary in the second round (54th overall) in the 2016 NHL Draft

| REGULAR SEASON | | | | | | | | | | | PLAYOFFS | | | | | | |
|----------------|-------------|-------------|------------|-----------|-----------|----------|-------------|------------|----------|-------------|-----------|-----------|-----------|-------------|------------|----------|-------------|
| SEASON | CLUB | LEAGUE | GP | W | L | T | MINS | GA | SO | GAA | GP | W | L | MINS | GA | SO | GAA |
| 2014-15 | London | OHL | 33 | 15 | 10 | 2 | 1647 | 97 | 0 | 3.53 | 8 | 4 | 3 | 437 | 24 | 1 | 3.30 |
| 2015-16 | London | OHL | 49 | 37 | 9 | 3 | 2835 | 110 | 4 | 2.33 | 18 | 16 | 2 | 1086 | 39 | 1 | 2.15 |
| 2016-17 | London | OHL | 34 | 23 | 6 | 3 | 2000 | 79 | 4 | 2.37 | 14 | 7 | 7 | 870 | 39 | 1 | 2.69 |
| | USA U-20 | WJC | 5 | 2 | 0 | 0 | 330 | 12 | 0 | 2.18 | - | - | - | - | - | - | - |
| 2017-18 | Kansas City | ECHL | 28 | 12 | 12 | 0 | 1576 | 83 | 1 | 3.16 | - | - | - | - | - | - | - |
| | Stockton | AHL | 7 | 1 | 3 | 0 | 301 | 22 | 0 | 4.39 | - | - | - | - | - | - | - |
| TOTAL | | AHL | 7 | 1 | 3 | 0 | 301 | 22 | 0 | 4.39 | - | - | - | - | - | - | - |
| | | ECHL | 28 | 12 | 12 | 0 | 1576 | 83 | 1 | 3.16 | - | - | - | - | - | - | - |
| | | OHL | 116 | 75 | 25 | 8 | 6482 | 286 | 8 | 2.77 | 40 | 27 | 12 | 2393 | 102 | 3 | 2.56 |



16 | ANTHONY
PELUSO

Right Wing | Shoots: Right | 6'4" | 225 lbs. | DOB: Apr. 14, 1989 | Birthplace: North York, ON
ACQUIRED: Signed as a free agent on August 21, 2018

| REGULAR SEASON | | | | | | | | | PLAYOFFS | | | | |
|----------------|------------------|-------------|------------|-----------|-----------|-----------|------------|--|-----------|-----------|----------|-----------|-----------|
| SEASON | CLUB | LEAGUE | GP | G | A | PTS | PIM | | GP | G | A | PTS | PIM |
| 2004-05 | Aurora | OJHL | 3 | 0 | 1 | 1 | 2 | | - | - | - | - | - |
| 2005-06 | Erie | OHL | 68 | 5 | 3 | 8 | 66 | | - | - | - | - | - |
| 2006-07 | Erie | OHL | 52 | 7 | 3 | 10 | 176 | | - | - | - | - | - |
| 2007-08 | Erie | OHL | 21 | 3 | 3 | 6 | 41 | | - | - | - | - | - |
| | Sault Ste. Marie | OHL | 42 | 4 | 11 | 15 | 83 | | 14 | 2 | 1 | 3 | 12 |
| 2008-09 | Sault Ste. Marie | OHL | 36 | 9 | 6 | 15 | 68 | | - | - | - | - | - |
| | Brampton | OHL | 27 | 11 | 11 | 22 | 57 | | 21 | 8 | 7 | 15 | 29 |
| 2009-10 | Peoria | AHL | 22 | 1 | 1 | 2 | 57 | | - | - | - | - | - |
| | Alaska | ECHL | 27 | 4 | 7 | 11 | 48 | | 4 | 1 | 0 | 1 | 6 |
| | Bloomington | IHL | 2 | 0 | 1 | 1 | 12 | | - | - | - | - | - |
| 2010-11 | Peoria | AHL | 62 | 5 | 2 | 7 | 102 | | 4 | 1 | 0 | 1 | 0 |
| 2011-12 | Peoria | AHL | 61 | 4 | 5 | 9 | 159 | | - | - | - | - | - |
| 2012-13 | Peoria | AHL | 36 | 5 | 6 | 11 | 58 | | - | - | - | - | - |
| | Winnipeg | NHL | 5 | 0 | 2 | 2 | 14 | | - | - | - | - | - |
| 2013-14 | Winnipeg | NHL | 53 | 2 | 3 | 5 | 65 | | - | - | - | - | - |
| 2014-15 | Winnipeg | NHL | 49 | 1 | 1 | 2 | 86 | | - | - | - | - | - |
| 2015-16 | Winnipeg | NHL | 35 | 1 | 4 | 5 | 44 | | - | - | - | - | - |
| 2016-17 | Manitoba | AHL | 22 | 0 | 2 | 2 | 6 | | - | - | - | - | - |
| 2017-18 | Hershey | AHL | 38 | 7 | 4 | 11 | 34 | | - | - | - | - | - |
| | Washington | NHL | 2 | 0 | 0 | 0 | 4 | | - | - | - | - | - |
| TOTAL | | NHL | 144 | 4 | 10 | 14 | 213 | | - | - | - | - | - |
| | | AHL | 240 | 22 | 20 | 42 | 416 | | 4 | 1 | 0 | 1 | 0 |
| | | ECHL | 27 | 4 | 7 | 11 | 48 | | 4 | 1 | 0 | 1 | 6 |
| | | OHL | 246 | 39 | 37 | 76 | 491 | | 35 | 10 | 8 | 18 | 41 |
| | | OJHL | 3 | 0 | 1 | 1 | 2 | | - | - | - | - | - |



64 | MATHIAS EMILIO
PETERSSSEN

Centre | Shoots: Left | 5'10" | 175 lbs. | DOB: Apr. 3, 2000 | Birthplace: Manglerud, NOR
DRAFTED: Selected by Calgary in the sixth round (167th overall) in the 2018 NHL Draft

| REGULAR SEASON | | | | | | | | PLAYOFFS | | | | |
|----------------|----------|-------------|------------|-----------|-----------|-----------|-----------|----------|----------|----------|----------|----------|
| SEASON | CLUB | LEAGUE | GP | G | A | PTS | PIM | GP | G | A | PTS | PIM |
| 2016-17 | Omaha | USHL | 57 | 10 | 17 | 27 | 28 | - | - | - | - | - |
| 2017-18 | Muskegon | USHL | 60 | 14 | 32 | 46 | 32 | 3 | 0 | 0 | 0 | 0 |
| TOTAL | | USHL | 117 | 24 | 49 | 73 | 60 | 3 | 0 | 0 | 0 | 0 |



47 | MATTHEW
PHILLIPS

Centre | Shoots: Right | 5'7" | 155 lbs. | DOB: Apr. 6, 1998 | Birthplace: Calgary, AB
DRAFTED: Selected by Calgary in the sixth round (166th overall) in the 2016 NHL Draft

| REGULAR SEASON | | | | | | | | PLAYOFFS | | | | |
|----------------|----------|------------|------------|------------|------------|------------|-----------|-----------|-----------|-----------|-----------|-----------|
| SEASON | CLUB | LEAGUE | GP | G | A | PTS | PIM | GP | G | A | PTS | PIM |
| 2014-15 | Victoria | WHL | 2 | 1 | 2 | 3 | 0 | - | - | - | - | - |
| 2015-16 | Victoria | WHL | 72 | 37 | 39 | 76 | 16 | 13 | 5 | 3 | 8 | 2 |
| 2016-17 | Victoria | WHL | 70 | 50 | 40 | 90 | 50 | 6 | 1 | 2 | 3 | 2 |
| | Stockton | AHL | 1 | 0 | 1 | 1 | 0 | 2 | 0 | 0 | 0 | 2 |
| 2017-18 | Victoria | WHL | 71 | 48 | 64 | 112 | 32 | 11 | 6 | 13 | 19 | 6 |
| TOTAL | | AHL | 1 | 0 | 1 | 1 | 0 | 2 | 0 | 0 | 0 | 2 |
| | | WHL | 215 | 136 | 145 | 281 | 98 | 30 | 12 | 18 | 30 | 10 |



60 | BRETT
POLLOCK

Left Wing | Shoots: Left | 6'3" | 195 lbs. | DOB: Mar. 17, 1996 | Birthplace: Sherwood Park, AB
DRAFTED: Selected by Dallas in the second round (45th overall) in the 2014 NHL Draft
ACQUIRED: Trade from Dallas on February 29, 2016

| REGULAR SEASON | | | | | | | | PLAYOFFS | | | | |
|----------------|------------|-------------|------------|-----------|------------|------------|------------|-----------|-----------|-----------|-----------|-----------|
| SEASON | CLUB | LEAGUE | GP | G | A | PTS | PIM | GP | G | A | PTS | PIM |
| 2012-13 | Edmonton | WHL | 40 | 2 | 2 | 4 | 2 | - | - | - | - | - |
| 2013-14 | Edmonton | WHL | 71 | 25 | 30 | 55 | 36 | 21 | 11 | 8 | 19 | 10 |
| 2014-15 | Edmonton | WHL | 70 | 32 | 30 | 62 | 88 | 5 | 3 | 2 | 5 | 4 |
| 2015-16 | Edmonton | WHL | 72 | 30 | 48 | 78 | 76 | 6 | 2 | 2 | 4 | 12 |
| | Stockton | AHL | 3 | 1 | 0 | 1 | 2 | - | - | - | - | - |
| 2016-17 | Adirondack | ECHL | 61 | 15 | 16 | 31 | 14 | 6 | 0 | 4 | 4 | 2 |
| 2017-18 | Stockton | AHL | 46 | 10 | 10 | 20 | 19 | - | - | - | - | - |
| TOTAL | | AHL | 49 | 11 | 10 | 21 | 21 | - | - | - | - | - |
| | | ECHL | 61 | 15 | 16 | 31 | 14 | 6 | 0 | 4 | 4 | 2 |
| | | WHL | 253 | 89 | 110 | 199 | 202 | 32 | 16 | 12 | 28 | 26 |



76 | MARTIN

POSPISIL

Centre | Shoots: Left | 6'2" | 180 lbs. | DOB: Nov. 19, 1999 | Birthplace: Zvolen, SVK

DRAFTED: Selected by Calgary in the fourth round (105th overall) in the 2018 NHL Draft

| SEASON | CLUB | REGULAR SEASON | | | | | | PLAYOFFS | | | | |
|---------|--------------|----------------|-----------|----------|-----------|-----------|------------|----------|---|---|-----|-----|
| | | LEAGUE | GP | G | A | PTS | PIM | GP | G | A | PTS | PIM |
| 2017-18 | Sioux City | USHL | 49 | 8 | 29 | 37 | 253 | - | - | - | - | - |
| | TOTAL | USHL | 49 | 8 | 29 | 37 | 253 | - | - | - | - | - |



6 | DALTON


PROUT

Defence | Shoots: Right | 6'3" | 215 lbs. | DOB: Mar. 13, 1990 | Birthplace: LaSalle, ON

DRAFTED: Selected by Columbus in the sixth round (154th overall) in the 2010 NHL Draft

ACQUIRED: Trade from New Jersey for Eddie Lack on December 31, 2017

| SEASON | CLUB | REGULAR SEASON | | | | | | PLAYOFFS | | | | |
|---------|--------------|----------------|------------|-----------|-----------|-----------|------------|-----------|----------|----------|-----------|-----------|
| | | LEAGUE | GP | G | A | PTS | PIM | GP | G | A | PTS | PIM |
| 2006-07 | Sarnia | OHL | 49 | 1 | 2 | 3 | 36 | 4 | 0 | 0 | 0 | 0 |
| 2007-08 | Sarnia | OHL | 32 | 0 | 2 | 2 | 43 | - | - | - | - | - |
| | Barrie | OHL | 25 | 0 | 3 | 3 | 39 | 8 | 0 | 2 | 2 | 16 |
| 2008-09 | Barrie | OHL | 65 | 0 | 6 | 6 | 98 | 5 | 0 | 1 | 1 | 10 |
| 2009-10 | Barrie | OHL | 63 | 7 | 14 | 21 | 121 | 17 | 1 | 6 | 7 | 20 |
| 2010-11 | Barrie | OHL | 23 | 7 | 14 | 21 | 55 | - | - | - | - | - |
| | Saginaw | OHL | 29 | 2 | 8 | 10 | 46 | 12 | 2 | 0 | 2 | 27 |
| 2011-12 | Columbus | NHL | 5 | 0 | 0 | 0 | 0 | - | - | - | - | - |
| | Springfield | AHL | 62 | 4 | 9 | 13 | 54 | - | - | - | - | - |
| 2012-13 | Springfield | AHL | 40 | 1 | 8 | 9 | 73 | 6 | 0 | 1 | 1 | 14 |
| | Columbus | NHL | 28 | 1 | 6 | 7 | 25 | - | - | - | - | - |
| 2013-14 | Columbus | NHL | 49 | 2 | 4 | 6 | 37 | 2 | 0 | 0 | 0 | 2 |
| | Springfield | AHL | 15 | 0 | 3 | 3 | 11 | - | - | - | - | - |
| 2014-15 | Columbus | NHL | 63 | 0 | 8 | 8 | 85 | - | - | - | - | - |
| 2015-16 | Columbus | NHL | 64 | 3 | 6 | 9 | 102 | - | - | - | - | - |
| 2016-17 | Columbus | NHL | 15 | 0 | 3 | 3 | 14 | - | - | - | - | - |
| | Cleveland | AHL | 7 | 0 | 2 | 2 | 6 | - | - | - | - | - |
| | New Jersey | NHL | 14 | 0 | 3 | 3 | 30 | - | - | - | - | - |
| 2017-18 | New Jersey | NHL | 4 | 0 | 0 | 0 | 13 | - | - | - | - | - |
| | Stockton | AHL | 34 | 2 | 7 | 9 | 42 | - | - | - | - | - |
| | TOTAL | NHL | 242 | 6 | 30 | 36 | 306 | 2 | 0 | 0 | 0 | 2 |
| | | AHL | 158 | 7 | 29 | 36 | 186 | 6 | 0 | 1 | 1 | 14 |
| | | OHL | 286 | 17 | 49 | 66 | 436 | 46 | 3 | 9 | 12 | 73 |




89 | ALAN
QUINE

Centre | Shoots: Left | 6'0" | 206 lbs. | DOB: Feb. 25, 1993 | Birthplace: Belleville, ON

DRAFTED: Selected by the New York Islanders in the sixth round (166th overall) in the 2013 NHL Draft

ACQUIRED: Signed as a free agent on July 1, 2018

| SEASON | CLUB | LEAGUE | REGULAR SEASON | | | | | PLAYOFFS | | | | |
|--------------|--------------|-------------|----------------|-----------|------------|------------|-----------|-----------|----------|----------|-----------|----------|
| | | | GP | G | A | PTS | PIM | GP | G | A | PTS | PIM |
| 2009-10 | Kingston | OHL | 64 | 11 | 17 | 28 | 8 | 7 | 1 | 2 | 3 | 0 |
| 2010-11 | Kingston | OHL | 17 | 4 | 7 | 11 | 2 | - | - | - | - | - |
| | Peterborough | OHL | 52 | 22 | 20 | 42 | 6 | - | - | - | - | - |
| 2011-12 | Peterborough | OHL | 65 | 30 | 40 | 70 | 21 | - | - | - | - | - |
| | Grand Rapids | AHL | 3 | 0 | 1 | 1 | 0 | - | - | - | - | - |
| 2012-13 | Peterborough | OHL | 26 | 9 | 17 | 26 | 14 | - | - | - | - | - |
| | Belleville | OHL | 28 | 14 | 27 | 41 | 6 | 17 | 8 | 7 | 15 | 6 |
| 2013-14 | Bridgeport | AHL | 61 | 8 | 19 | 27 | 23 | - | - | - | - | - |
| | Stockton | ECHL | 7 | 2 | 6 | 8 | 2 | 8 | 3 | 1 | 4 | 0 |
| 2014-15 | Bridgeport | AHL | 75 | 23 | 38 | 61 | 34 | - | - | - | - | - |
| 2015-16 | Bridgeport | AHL | 56 | 19 | 29 | 48 | 24 | - | - | - | - | - |
| | NY Islanders | NHL | 2 | 1 | 0 | 1 | 0 | 10 | 1 | 4 | 5 | 2 |
| 2016-17 | NY Islanders | NHL | 61 | 5 | 13 | 18 | 8 | - | - | - | - | - |
| 2017-18 | NY Islanders | NHL | 21 | 0 | 3 | 3 | 4 | - | - | - | - | - |
| | Bridgeport | AHL | 4 | 1 | 0 | 1 | 4 | - | - | - | - | - |
| TOTAL | | NHL | 84 | 6 | 16 | 22 | 12 | 10 | 1 | 4 | 5 | 2 |
| | | AHL | 199 | 51 | 87 | 138 | 85 | - | - | - | - | - |
| | | ECHL | 7 | 2 | 6 | 8 | 2 | 8 | 3 | 1 | 4 | 0 |
| | | OHL | 252 | 90 | 128 | 218 | 57 | 24 | 9 | 9 | 18 | 6 |




53 | BUDDY
ROBINSON

Right Wing | Shoots: Right | 6'6" | 226 lbs. | DOB: Sept. 30, 1991 | Birthplace: Sveg, SWE

ACQUIRED: Signed as a free agent on July 2, 2018


| SEASON | CLUB | LEAGUE | REGULAR SEASON | | | | | PLAYOFFS | | | | |
|--------------|---------------|-------------|----------------|-----------|-----------|------------|------------|-----------|----------|----------|-----------|-----------|
| | | | GP | G | A | PTS | PIM | GP | G | A | PTS | PIM |
| 2011-12 | Lake Superior | CCHA | 39 | 5 | 5 | 10 | 37 | - | - | - | - | - |
| 2012-13 | Lake Superior | CCHA | 38 | 8 | 8 | 16 | 48 | - | - | - | - | - |
| | Binghamton | AHL | 6 | 2 | 2 | 4 | 8 | 2 | 0 | 0 | 0 | 0 |
| 2013-14 | Binghamton | AHL | 69 | 15 | 16 | 31 | 49 | 4 | 0 | 0 | 0 | 4 |
| | Elmira | ECHL | 1 | 0 | 0 | 0 | 0 | - | - | - | - | - |
| 2014-15 | Binghamton | AHL | 75 | 12 | 22 | 34 | 69 | - | - | - | - | - |
| 2015-16 | Ottawa | NHL | 3 | 1 | 1 | 2 | 4 | - | - | - | - | - |
| | Binghamton | AHL | 62 | 13 | 10 | 23 | 66 | - | - | - | - | - |
| 2016-17 | Binghamton | AHL | 33 | 7 | 5 | 12 | 18 | - | - | - | - | - |
| | Ottawa | NHL | 4 | 0 | 0 | 0 | 2 | - | - | - | - | - |
| | San Jose | AHL | 33 | 10 | 9 | 19 | 53 | 15 | 4 | 5 | 9 | 12 |
| 2017-18 | Manitoba | AHL | 74 | 25 | 28 | 53 | 64 | 7 | 1 | 3 | 4 | 19 |
| TOTAL | | NHL | 7 | 1 | 1 | 2 | 6 | - | - | - | - | - |
| | | AHL | 352 | 84 | 92 | 176 | 327 | 28 | 5 | 8 | 13 | 35 |
| | | ECHL | 1 | 0 | 0 | 0 | 0 | - | - | - | - | - |
| | | CCHA | 77 | 13 | 13 | 26 | 85 | - | - | - | - | - |



65 | MILOS
ROMAN

Centre | Shoots: Left | 6'0" | 195 lbs. | DOB: Nov. 6, 1999 | Birthplace: Kysucke Nove Mesto, SVK
DRAFTED: Selected by Calgary in the fourth round (108th overall) in the 2018 NHL Draft


| REGULAR SEASON | | | | | | | | PLAYOFFS | | | | |
|----------------|--------------|------------|-----------|-----------|-----------|-----------|-----------|----------|----------|----------|----------|----------|
| SEASON | CLUB | LEAGUE | GP | G | A | PTS | PIM | GP | G | A | PTS | PIM |
| 2017-18 | Vancouver | WHL | 39 | 10 | 22 | 32 | 10 | 7 | 3 | 3 | 6 | 4 |
| | TOTAL | WHL | 39 | 10 | 22 | 32 | 10 | 7 | 3 | 3 | 6 | 4 |



63 | ADAM
RUZICKA

Centre | Shoots: Left | 6'4" | 205 lbs. | DOB: May 11, 1999 | Birthplace: Bratislava, SLO
DRAFTED: Selected by Calgary in the fourth round (109th overall) in the 2017 NHL Draft


| REGULAR SEASON | | | | | | | | PLAYOFFS | | | | |
|----------------|--------------|------------|------------|-----------|-----------|------------|-----------|-----------|----------|----------|----------|----------|
| SEASON | CLUB | LEAGUE | GP | G | A | PTS | PIM | GP | G | A | PTS | PIM |
| 2016-17 | Sarnia | OHL | 61 | 25 | 21 | 46 | 30 | 4 | 0 | 2 | 2 | 0 |
| 2017-18 | Sarnia | OHL | 63 | 36 | 36 | 72 | 40 | 12 | 0 | 3 | 3 | 6 |
| | TOTAL | OHL | 124 | 61 | 57 | 118 | 70 | 16 | 0 | 5 | 5 | 6 |



39 | KERBY
RYCHEL

Left Wing | Shoots: Left | 6'1" | 205 lbs. | DOB: Oct. 7, 1994 | Birthplace: Torrance, CA
DRAFTED: Selected by Columbus in the first round (19th overall) in the 2013 NHL Draft
ACQUIRED: Trade with Montreal for Hunter Shinkaruk on August 20, 2018

| REGULAR SEASON | | | | | | | | PLAYOFFS | | | | |
|----------------|--------------|------------|------------|------------|------------|------------|------------|-----------|-----------|-----------|-----------|-----------|
| SEASON | CLUB | LEAGUE | GP | G | A | PTS | PIM | GP | G | A | PTS | PIM |
| 2010-11 | Mississauga | OHL | 30 | 2 | 6 | 8 | 47 | - | - | - | - | - |
| | Windsor | OHL | 32 | 5 | 8 | 13 | 26 | 18 | 2 | 4 | 6 | 14 |
| 2011-12 | Windsor | OHL | 68 | 41 | 33 | 74 | 54 | 4 | 2 | 0 | 2 | 5 |
| 2012-13 | Windsor | OHL | 68 | 40 | 47 | 87 | 94 | - | - | - | - | - |
| 2013-14 | Windsor | OHL | 27 | 16 | 23 | 39 | 15 | - | - | - | - | - |
| | Guelph | OHL | 31 | 18 | 33 | 51 | 28 | 20 | 11 | 21 | 32 | 23 |
| 2014-15 | Springfield | AHL | 51 | 12 | 21 | 33 | 43 | - | - | - | - | - |
| | Columbus | NHL | 5 | 0 | 3 | 3 | 2 | - | - | - | - | - |
| 2015-16 | Lake Erie | AHL | 37 | 6 | 21 | 27 | 53 | 17 | 1 | 5 | 6 | 26 |
| | Columbus | NHL | 32 | 2 | 7 | 9 | 15 | - | - | - | - | - |
| 2016-17 | Toronto | AHL | 73 | 19 | 33 | 52 | 118 | 11 | 2 | 3 | 5 | 2 |
| 2017-18 | Toronto | AHL | 55 | 10 | 20 | 30 | 36 | - | - | - | - | - |
| | Laval | AHL | 16 | 8 | 4 | 12 | 8 | - | - | - | - | - |
| | Montreal | NHL | 4 | 1 | 1 | 2 | 2 | - | - | - | - | - |
| | TOTAL | NHL | 41 | 3 | 11 | 14 | 19 | - | - | - | - | - |
| | | AHL | 232 | 55 | 99 | 154 | 258 | 28 | 3 | 8 | 11 | 28 |
| | | OHL | 256 | 122 | 149 | 271 | 264 | 42 | 15 | 26 | 41 | 42 |



70 | NICK

SCHNEIDER

Goaltender | Catches: Right | 6'2" | 180 lbs. | DOB: Jul. 21, 1997 | Birthplace: Leduc, AB

ACQUIRED: Signed as a free agent on September 23, 2015 by the Calgary Flames

| SEASON | CLUB | LEAGUE | REGULAR SEASON | | | | | | | | PLAYOFFS | | | | | | |
|--------------|--------------|------------|----------------|-----------|-----------|----------|--------------|------------|----------|-------------|----------|----------|----------|----------|----------|----------|--------------|
| | | | GP | W | L | T | MINS | GA | SO | GAA | GP | W | L | MINS | GA | SO | GAA |
| 2013-14 | Regina | WHL | 9 | 2 | 2 | 2 | 438 | 26 | 0 | 3.56 | - | - | - | - | - | - | - |
| | Medicine Hat | WHL | 8 | 6 | 0 | 0 | 380 | 9 | 1 | 1.42 | 1 | 0 | 0 | 6 | 3 | 0 | 28.27 |
| 2014-15 | Medicine Hat | WHL | 27 | 15 | 7 | 1 | 1426 | 67 | 0 | 2.82 | - | - | - | - | - | - | - |
| 2015-16 | Medicine Hat | WHL | 50 | 21 | 26 | 1 | 2771 | 167 | 2 | 3.62 | - | - | - | - | - | - | - |
| | Stockton | AHL | 9 | 4 | 5 | 0 | 536 | 35 | 0 | 3.92 | - | - | - | - | - | - | - |
| 2016-17 | Medicine Hat | WHL | 47 | 32 | 11 | 1 | 2588 | 148 | 0 | 3.43 | - | - | - | - | - | - | - |
| 2017-18 | Calgary | WHL | 61 | 20 | 30 | 2 | 3491 | 215 | 0 | 3.70 | - | - | - | - | - | - | - |
| | Stockton | AHL | 1 | 0 | 0 | 0 | 20 | 1 | 0 | 3.00 | - | - | - | - | - | - | - |
| TOTAL | | AHL | 10 | 4 | 5 | 0 | 556 | 36 | 0 | 3.89 | - | - | - | - | - | - | - |
| | | WHL | 203 | 96 | 77 | 7 | 11152 | 637 | 3 | 3.43 | 1 | 0 | 0 | 6 | 3 | 0 | 28.27 |



55 | FILIP

SVENINGSSON

Left Wing | Shoots: Left | 6'0" | 180 lbs. | DOB: Jul. 3, 1999 | Birthplace: Gislaved, SWE

DRAFTED: Selected by Calgary in the 7th round (202nd overall) in the 2017 NHL Draft

| SEASON | CLUB | LEAGUE | REGULAR SEASON | | | | | PLAYOFFS | | | | |
|--------------|----------------|------------------|----------------|-----------|-----------|-----------|------------|-----------|----------|-----------|-----------|-----------|
| | | | GP | G | A | PTS | PIM | GP | G | A | PTS | PIM |
| 2015-16 | HV71 J20 | SuperElit | 11 | 1 | 2 | 3 | 10 | 3 | 0 | 1 | 1 | 4 |
| 2016-17 | HV71 Jonkoping | SweHL | 2 | 0 | 0 | 0 | 0 | - | - | - | - | - |
| | HV71 U20 | J20 SE | 37 | 15 | 14 | 29 | 59 | - | - | - | - | - |
| | HV71 J20 | SuperElit | 37 | 15 | 14 | 29 | 59 | 7 | 4 | 4 | 8 | 2 |
| 2017-18 | HV71 Jonkoping | SweHL | 11 | 0 | 0 | 0 | 0 | - | - | - | - | - |
| | HV71 J20 | SuperElit | 35 | 17 | 22 | 39 | 63 | 6 | 4 | 6 | 10 | 8 |
| TOTAL | | SweHL | 13 | 0 | 0 | 0 | 0 | - | - | - | - | - |
| | | SuperElit | 83 | 33 | 38 | 71 | 132 | 16 | 8 | 11 | 19 | 14 |
| | | J20 SE | 37 | 15 | 14 | 29 | 59 | - | - | - | - | - |




75 | EETU

TUULOLOLA

Right Wing | Shoots: Right | 6'2" | 230 lbs. | DOB: Mar. 17, 1998 | Birthplace: Hameenlinna, FIN
DRAFTED: Selected by Calgary in the sixth round (156th overall) in the 2016 NHL Draft

| SEASON | CLUB | LEAGUE | REGULAR SEASON | | | | | PLAYOFFS | | | | |
|--------------|-----------------|--------------------|----------------|-----------|-----------|-----------|-----------|-----------|----------|----------|-----------|-----------|
| | | | GP | G | A | PTS | PIM | GP | G | A | PTS | PIM |
| 2014-15 | HPK Jr | SM-liiga Jr | 33 | 21 | 7 | 28 | 30 | 11 | 2 | 7 | 9 | 14 |
| 2015-16 | HPK Jr | SM-liiga Jr | 29 | 9 | 5 | 14 | 22 | 6 | 0 | 1 | 1 | 27 |
| | HPK | SM-liiga | 10 | 0 | 1 | 1 | 0 | - | - | - | - | - |
| 2016-17 | Everett | WHL | 62 | 18 | 13 | 31 | 34 | 10 | 6 | 1 | 7 | 4 |
| 2017-18 | HPK Hameenlinna | SM-liiga | 51 | 16 | 10 | 26 | 34 | - | - | - | - | - |
| TOTAL | | WHL | 62 | 18 | 13 | 31 | 34 | 10 | 6 | 1 | 7 | 4 |
| | | SM-liiga | 61 | 16 | 11 | 27 | 34 | - | - | - | - | - |
| | | SM-liiga Jr | 62 | 30 | 12 | 42 | 52 | 17 | 2 | 8 | 10 | 41 |




42 | JUUSO

VALIMAKI

Defence | Shoots: Left | 6'2" | 210 lbs. | DOB: Oct. 6, 1998 | Birthplace: Nokia, FIN
DRAFTED: Selected by Calgary in the first round (16th overall) in the 2017 NHL Draft

| SEASON | CLUB | LEAGUE | REGULAR SEASON | | | | | PLAYOFFS | | | | |
|--------------|----------|------------|----------------|-----------|-----------|------------|-----------|-----------|----------|-----------|-----------|-----------|
| | | | GP | G | A | PTS | PIM | GP | G | A | PTS | PIM |
| 2015-16 | Tri-City | WHL | 56 | 7 | 25 | 32 | 24 | - | - | - | - | - |
| 2016-17 | Tri-City | WHL | 60 | 19 | 42 | 61 | 34 | 4 | 0 | 1 | 1 | 8 |
| 2017-18 | Tri-City | WHL | 43 | 14 | 31 | 45 | 34 | 12 | 4 | 13 | 17 | 4 |
| TOTAL | | WHL | 159 | 40 | 98 | 138 | 92 | 16 | 4 | 14 | 18 | 13 |



78 | DMITRY

ZAVGORODNIY

Left Wing | Shoots: Right | 5'9" | 170 lbs. | DOB: Aug. 11, 2000 | Birthplace: Omsk, RUS
DRAFTED: Selected by Calgary in the seventh round (198th overall) in the 2018 NHL Draft

| SEASON | CLUB | LEAGUE | REGULAR SEASON | | | | | PLAYOFFS | | | | |
|--------------|----------|--------------|----------------|-----------|-----------|-----------|----------|----------|----------|----------|----------|----------|
| | | | GP | G | A | PTS | PIM | GP | G | A | PTS | PIM |
| 2017-18 | Rimouski | QMJHL | 62 | 26 | 21 | 47 | 8 | 7 | 1 | 2 | 3 | 0 |
| TOTAL | | QMJHL | 62 | 26 | 21 | 47 | 8 | 7 | 1 | 2 | 6 | 0 |

2018-19 CALGARY FLAMES

TRAINING CAMP ROSTER

NUMERICAL LINEUP

| # | PLAYER NAME | POS. |
|----|----------------------|------|
| 4 | Andersson, Rasmus | RD |
| 5 | Giordano, Mark | LD |
| 6 | Prout, Dalton | RD |
| 7 | Brodie, T.J. | RD |
| 10 | Ryan, Derek | C |
| 11 | Backlund, Mikael | C |
| 13 | Gaudreau, Johnny | LW |
| 15 | Foo, Spencer | RW |
| 16 | Peluso, Anthony | RW |
| 18 | Neal, James | RW |
| 19 | Tkachuk, Matthew | LW |
| 20 | Lazar, Curtis | RW/C |
| 21 | Hathaway, Garnet | RW |
| 23 | Monahan, Sean | C |
| 24 | Hamonic, Travis | RD |
| 26 | Stone, Michael | RD |
| 27 | Czarnik, Austin | RW |
| 28 | Lindholm, Elias | RW |
| 31 | Glass, Jeff | G |
| 32 | Gillies, Jon | G |
| 33 | Rittich, David | G |
| 36 | Paliotta, Michael | RD |
| 37 | Siemens, Duncan | D |
| 38 | Samuelsson, Philip | LD |
| 39 | Rychel, Kerby | LW |
| 40 | Farkas, Shane | G |
| 41 | Smith, Mike | G |
| 42 | Valimaki, Juuso | LD |
| 43 | Falk, Justin | LD |
| 44 | Graovac, Tyler | C |
| 45 | Klimchuk, Morgan | LW |
| 46 | Hogstrom, Marcus | LD |
| 47 | Phillips, Matthew | RW |
| 48 | Fischer, Zach | RW |
| 49 | Shaw, Logan | RW |
| 50 | Ehliz, Yasin | RW |
| 51 | Sabourin, Scott | RW |
| 52 | Joly, D'Artagnan | C |
| 53 | Robinson, Buddy | RW |
| 54 | Brule, Gilbert | RW |
| 55 | Hanifin, Noah | LD |
| 56 | Lomberg, Ryan | LW |
| 57 | Christiansen, Jake | LD |
| 58 | Kylington, Oliver | LD |
| 59 | Dube, Dillon | C |
| 60 | Pollock, Brett | LW |
| 61 | Kulak, Brett | LD |
| 63 | Ruzicka, Adam | C |
| 65 | Roman, Milos | C |
| 67 | Frolik, Michael | RW |
| 68 | Ollas Mattsson, Adam | LD |
| 70 | Schneider, Nick | G |
| 71 | Svedberg, Philip | LD |
| 72 | McDonald, Mason | G |
| 73 | Pachal, Brayden | RD |
| 77 | Jankowski, Mark | C |
| 78 | Zavgorodniy, Dmitry | LW |
| 79 | McMurtry, Mike | C |
| 80 | Gawdin, Glenn | C |
| 82 | Parsons, Tyler | G |
| 84 | O'Brien, Andrew | LD |
| 85 | Healey, Josh | LD |
| 87 | Rippon, Merrick | LD |
| 88 | Mangiapane, Andrew | LW |
| 89 | Quine, Alan | C |
| 90 | Auger, Justin | RW |
| 93 | Bennett, Sam | C |
| 96 | Sproul, Ryan | RD |
| 97 | Ernst, Jordan | LW |
| 98 | Merezhko, Igor | RD |

ALPHABETICAL LINEUP

| # | PLAYER NAME | POS. |
|----|----------------------|------|
| 4 | Andersson, Rasmus | RD |
| 90 | Auger, Justin | RW |
| 11 | Backlund, Mikael | C |
| 93 | Bennett, Sam | C |
| 7 | Brodie, T.J. | RD |
| 54 | Brule, Gilbert | RW |
| 57 | Christiansen, Jake | LD |
| 27 | Czarnik, Austin | RW |
| 59 | Dube, Dillon | C |
| 50 | Ehliz, Yasin | RW |
| 97 | Ernst, Jordan | LW |
| 43 | Falk, Justin | LD |
| 40 | Farkas, Shane | G |
| 48 | Fischer, Zach | RW |
| 15 | Foo, Spencer | RW |
| 67 | Frolik, Michael | RW |
| 13 | Gaudreau, Johnny | LW |
| 80 | Gawdin, Glenn | C |
| 32 | Gillies, Jon | G |
| 5 | Giordano, Mark | LD |
| 31 | Glass, Jeff | G |
| 44 | Graovac, Tyler | C |
| 24 | Hamonic, Travis | RD |
| 55 | Hanifin, Noah | LD |
| 21 | Hathaway, Garnet | RW |
| 85 | Healey, Josh | LD |
| 46 | Hogstrom, Marcus | LD |
| 77 | Jankowski, Mark | C |
| 52 | Joly, D'Artagnan | C |
| 45 | Klimchuk, Morgan | LW |
| 61 | Kulak, Brett | LD |
| 58 | Kylington, Oliver | LD |
| 20 | Lazar, Curtis | RW/C |
| 28 | Lindholm, Elias | RW |
| 56 | Lomberg, Ryan | LW |
| 88 | Mangiapane, Andrew | LW |
| 72 | McDonald, Mason | G |
| 79 | McMurtry, Mike | C |
| 98 | Merezhko, Igor | RD |
| 23 | Monahan, Sean | C |
| 18 | Neal, James | RW |
| 84 | O'Brien, Andrew | LD |
| 68 | Ollas Mattsson, Adam | LD |
| 73 | Pachal, Brayden | RD |
| 36 | Paliotta, Michael | RD |
| 82 | Parsons, Tyler | G |
| 16 | Peluso, Anthony | RW |
| 47 | Phillips, Matthew | RW |
| 60 | Pollock, Brett | LW |
| 6 | Prout, Dalton | RD |
| 89 | Quine, Alan | C |
| 87 | Rippon, Merrick | LD |
| 33 | Rittich, David | G |
| 53 | Robinson, Buddy | RW |
| 65 | Roman, Milos | C |
| 63 | Ruzicka, Adam | C |
| 10 | Ryan, Derek | C |
| 39 | Rychel, Kerby | LW |
| 51 | Sabourin, Scott | RW |
| 38 | Samuelsson, Philip | LD |
| 70 | Schneider, Nick | G |
| 49 | Shaw, Logan | RW |
| 37 | Siemens, Duncan | D |
| 41 | Smith, Mike | G |
| 96 | Sproul, Ryan | RD |
| 26 | Stone, Michael | RD |
| 71 | Svedberg, Philip | LD |
| 19 | Tkachuk, Matthew | LW |
| 42 | Valimaki, Juuso | LD |
| 78 | Zavgorodniy, Dmitry | LW |

2018 NHL DRAFT




In the fourth round of the 2018 NHL Draft the Flames selected forward Martin Pospisil with the 105th overall pick.

2018 FLAMES DRAFT SELECTIONS AND AMATEUR STATISTICS

| Rd | Pick | Player | Pos. | Ht. | Wt. | S | 2017-18 Club | GP | G | A | PTS | PIM |
|----|------|----------------------|------|-------|-----|---|-----------------------|----|----|----|-----|-----|
| 4 | 105 | Martin Pospisil | C | 6'2" | 173 | L | Sioux City (USHL) | 49 | 8 | 29 | 37 | 253 |
| 4 | 108 | Demetrios Koumontzis | LW | 5'10" | 183 | L | Edina High (MIN - HS) | 24 | 20 | 21 | 41 | 23 |
| 4 | 122 | Milos Roman | C | 6'0" | 188 | L | Vancouver (WHL) | 39 | 10 | 22 | 32 | 10 |
| 6 | 167 | Emilio Pettersen | C | 5'10" | 170 | L | Muskegon (USHL) | 60 | 14 | 32 | 46 | 32 |
| 7 | 198 | Dmitry Zavgorodniy | RW | 5'9" | 175 | R | Rimouski (QMJHL) | 62 | 26 | 21 | 47 | 8 |

AMATEUR AND ENTRY DRAFT 2018



With their next fourth round selection in the 2018 NHL Draft the Flames took left wing Demetrios Koumontzis with their 108th overall pick.



The Flames selected centre Milos Roman with their third, fourth round 122nd overall pick of the 2018 NHL Draft.

2018

| RD | NO | PLAYER | POS |
|----|-----|----------------------|-----|
| 4 | 105 | Martin Pospisil | C |
| 4 | 108 | Demetrios Koumontzis | LW |
| 4 | 122 | Milos Roman | C |
| 6 | 167 | Emilio Pettersen | C |
| 7 | 198 | Dmitry Zavgorodniy | RW |

2017

| RD | NO | PLAYER | POS |
|----|-----|-------------------|-----|
| 1 | 16 | Juuso Valimaki | D |
| 4 | 109 | Adam Ruzicka | C |
| 5 | 140 | Zach Fischer | RW |
| 6 | 171 | D'Artagnan Joly | RW |
| 7 | 202 | Filip Sveningsson | LW |

AMATEUR AND ENTRY DRAFT 2016-2005

2016

| RD | NO | PLAYER | POS |
|----|-----|------------------|-----|
| 1 | 6 | Matthew Tkachuk | LW |
| 2 | 54 | Tyler Parsons | G |
| 2 | 56 | Dillon Dube | C |
| 3 | 66 | Adam Fox | D |
| 4 | 96 | Linus Lindstrom | C |
| 5 | 126 | Mitchell Mattson | C |
| 6 | 156 | Eetu Tuulola | RW |
| 6 | 166 | Matthew Phillips | C |
| 7 | 186 | Stepan Falkovsky | D |

2015

| RD | NO | PLAYER | POS |
|----|-----|-------------------|-----|
| 2 | 45 | Rasmus Andersson | D |
| 2 | 60 | Oliver Kylington | D |
| 5 | 136 | Pavel Karnaukhov | LW |
| 6 | 166 | Andrew Mangiapane | LW |
| 7 | 196 | Riley Bruce | D |

2014

| RD | NO | PLAYER | POS |
|----|-----|---------------------|-----|
| 1 | 4 | Sam Bennett | C |
| 2 | 34 | Mason McDonald | G |
| 2 | 54 | Hunter Smith | RW |
| 3 | 64 | Brandon Hickey | D |
| 6 | 175 | Adam Ollas Mattsson | D |
| 7 | 184 | Austin Carroll | LW |

2013

| RD | NO | PLAYER | POS |
|----|-----|-----------------|-----|
| 1 | 6 | Sean Monahan | C |
| 1 | 22 | Emile Poirier | LW |
| 1 | 28 | Morgan Klimchuk | LW |
| 3 | 67 | Keegan Kanzig | D |
| 5 | 135 | Eric Roy | D |
| 6 | 157 | Tim Harrison | RW |
| 7 | 187 | Rushan Rafikov | D |
| 7 | 198 | John Gilmour | D |

2012

| RD | NO | PLAYER | POS |
|----|-----|-----------------|-----|
| 1 | 21 | Mark Jankowski | C |
| 2 | 42 | Patrick Sieloff | D |
| 3 | 75 | Jon Gillies | G |
| 4 | 105 | Brett Kulak | D |
| 5 | 124 | Ryan Culkin | D |
| 6 | 165 | Coda Gordon | LW |
| 7 | 186 | Matthew DeBlouw | C |

2011

| RD | NO | PLAYER | POS |
|----|-----|-------------------|-----|
| 1 | 13 | Sven Baertschi | LW |
| 2 | 45 | Markus Granlund | C |
| 2 | 57 | Tyler Wotherspoon | D |
| 4 | 104 | Johnny Gaudreau | C |
| 6 | 164 | Laurent Brossoit | G |

2010

| RD | NO | PLAYER | POS |
|----|-----|------------------|-----|
| 3 | 64 | Maxwell Reinhart | C |
| 3 | 73 | Joey Leach | D |
| 4 | 103 | John Ramage | D |
| 4 | 108 | Bill Arnold | C |
| 5 | 133 | Micheal Ferland | LW |
| 7 | 193 | Patrick Holland | RW |

2009

| RD | NO | PLAYER | POS |
|----|-----|------------------|------|
| 1 | 23 | Tim Erixon | D |
| 3 | 74 | Ryan Howse | RW |
| 4 | 111 | Henrik Bjorklund | RW |
| 5 | 141 | Spencer Bennett | C/LW |
| 6 | 171 | Joni Ortio | G |
| 7 | 201 | Gaelan Patterson | C |

2008

| RD | NO | PLAYER | POS |
|----|-----|-------------------|-----|
| 1 | 25 | Greg Nemisz | RW |
| 2 | 48 | Mitch Wahl | C |
| 3 | 78 | Lance Bouma | LW |
| 4 | 108 | Nicholas Larson | LW |
| 4 | 114 | T.J. Brodie | D |
| 6 | 168 | Ryley Grantham | LW |
| 7 | 198 | Alexander Deilert | D |

2007

| RD | NO | PLAYER | POS |
|----|-----|-----------------|-----|
| 1 | 24 | Mikael Backlund | C |
| 3 | 70 | John Negrin | D |
| 4 | 116 | Keith Aulie | D |
| 5 | 143 | Mickey Renaud | C |
| 7 | 186 | C.J. Severyn | LW |

2006

| RD | NO | PLAYER | POS |
|----|-----|-----------------|------|
| 1 | 26 | Leland Irving | G |
| 3 | 87 | John Armstrong | C/RW |
| 3 | 89 | Aaron Marvin | C/W |
| 4 | 118 | Hugo Carpentier | C |
| 5 | 149 | Juuso Puustinen | RW |
| 6 | 179 | Jordan Fulton | C |
| 7 | 187 | Devin Didiomete | LW |
| 7 | 209 | Per Jonsson | D |

2005

| RD | NO | PLAYER | POS |
|----|-----|---------------|-----|
| 1 | 26 | Matt Pelech | D |
| 3 | 69 | Gord Baldwin | D |
| 3 | 74 | Dan Ryder | C |
| 4 | 111 | J.D. Watt | RW |
| 5 | 128 | Kevin Lalande | G |
| 5 | 158 | Matt Keetley | G |
| 6 | 179 | Brett Sutter | C |
| 7 | 221 | Myles Rumsey | D |

AMATEUR AND ENTRY DRAFT 2004-1996

2004

| RD | NO | PLAYER | POS |
|----|-----|-------------------|------|
| 1 | 24 | Kris Chucko | LW |
| 3 | 70 | Brandon Prust | C/LW |
| 3 | 98 | Dustin Boyd | C |
| 4 | 118 | Aki Seitsonen | C |
| 4 | 121 | Kristopher Hogg | LW |
| 6 | 173 | Adam Pardy | D |
| 6 | 182 | Fred Wikner | W |
| 7 | 200 | Matthew Schneider | C |
| 7 | 213 | James Spratt | G |
| 9 | 279 | Adam Cracknell | RW |

2003

| RD | NO | PLAYER | POS |
|----|-----|------------------|-----|
| 1 | 9 | Dion Phaneuf | D |
| 2 | 39 | Tim Ramholt | D |
| 3 | 97 | Ryan Donally | LW |
| 4 | 112 | Jamie Tardif | RW |
| 5 | 143 | Greg Moore | RW |
| 6 | 173 | Tyler Johnson | C |
| 7 | 206 | Thomas Bellemare | D |
| 8 | 240 | Cam Cunning | LW |
| 9 | 270 | Kevin Harvey | LW |

2002

| RD | NO | PLAYER | POS |
|----|-----|-------------------|-----|
| 1 | 10 | Eric Nystrom | LW |
| 2 | 39 | Brian McConnell | C |
| 3 | 90 | Matthew Lombardi | C |
| 4 | 112 | Yuri Artemenkov | W |
| 5 | 141 | Jiri Cetkovsky | C |
| 5 | 142 | Emanuel Peter | C |
| 5 | 146 | Victor Bobrov | F |
| 5 | 159 | Kristofer Persson | RW |
| 6 | 176 | Curtis McElhinney | G |
| 7 | 206 | David VanDerGulik | RW |
| 7 | 207 | Pierre Johnsson | D |
| 8 | 238 | Jyri Marttinen | D |

2001

| RD | NO | PLAYER | POS |
|----|-----|-------------------|-----|
| 1 | 14 | Chuck Kobasew | RW |
| 2 | 41 | Andrei Taratukhin | C |
| 2 | 56 | Andrei Medvedev | G |
| 4 | 108 | Tomi Maki | RW |
| 4 | 124 | Egor Shastin | F |
| 5 | 145 | James Hakewill | D |
| 5 | 164 | Yuri Trubachev | C |
| 7 | 207 | Garrett Bembridge | RW |
| 7 | 220 | David Moss | LW |
| 8 | 233 | Joe Campbell | D |
| 8 | 251 | Ville Hamalainen | F |

2000

| RD | NO | PLAYER | POS |
|----|-----|----------------|-----|
| 1 | 9 | Brent Krahn | G |
| 2 | 40 | Kurtis Foster | D |
| 2 | 46 | Jarret Stoll | C |
| 4 | 116 | Levente Szuper | G |
| 5 | 141 | Wade Davis | D |
| 5 | 155 | Travis Moen | LW |
| 6 | 176 | Jukka Hentunen | W |
| 8 | 239 | David Hajek | D |
| 9 | 270 | Micki Dupont | D |

1999

| RD | NO | PLAYER | POS |
|----|-----|-------------------|-----|
| 1 | 11 | Oleg Saprykin | C |
| 2 | 38 | Dan Cavanaugh | C |
| 3 | 77 | Craig Andersson | G |
| 4 | 106 | Roman Rozakov | D |
| 5 | 135 | Matt Doman | RW |
| 5 | 153 | Jesse Cook | D |
| 6 | 166 | Cory Pecker | C |
| 6 | 170 | Matt Underhill | G |
| 7 | 190 | Blair Stayzer | LW |
| 9 | 252 | Dimitri Kirilenko | C |

1998

| RD | NO | PLAYER | POS |
|----|-----|----------------|------|
| 1 | 6 | Rico Fata | RW/C |
| 2 | 33 | Blair Betts | C |
| 3 | 62 | Paul Manning | D |
| 4 | 102 | Shaun Sutter | C |
| 4 | 108 | Dany Sabourin | G |
| 5 | 120 | Brent Gauvreau | C |
| 7 | 192 | Radek Duda | LW |
| 8 | 206 | Jonas Frogen | D |
| 9 | 234 | Kevin Mitchell | D |

1997

| RD | NO | PLAYER | POS |
|----|-----|-----------------|-----|
| 1 | 6 | Daniel Tkaczuk | C |
| 2 | 32 | Evan Lindsay | G |
| 2 | 42 | John Tripp | RW |
| 2 | 51 | Dimitri Kokorev | D |
| 3 | 60 | Derek Schutz | C |
| 3 | 70 | Erik Andersson | C |
| 4 | 92 | Chris St. Croix | D |
| 4 | 100 | Ryan Ready | LW |
| 5 | 113 | Martin Moise | LW |
| 6 | 140 | Ilya Demidov | D |
| 7 | 167 | Jeremy Rondeau | LW |
| 9 | 223 | Dustin Paul | RW |

1996

| RD | NO | PLAYER | POS |
|----|-----|--------------------|-----|
| 1 | 13 | Derek Morris | D |
| 2 | 39 | Travis Brigley | LW |
| 2 | 40 | Steve Begin | C |
| 3 | 73 | Dmitri Vlasenkov | LW |
| 4 | 89 | Toni Lydman | D |
| 4 | 94 | Christian Lefebvre | D |
| 5 | 122 | Josef Straka | C |
| 8 | 202 | Ryan Wade | RW |
| 9 | 228 | Ronald Petrovicky | RW |

AMATEUR AND ENTRY DRAFT 1995-1990

1995

| RD | NO | PLAYER | POS |
|----|-----|-----------------|-----|
| 1 | 20 | Denis Gauthier | D |
| 2 | 46 | Pavel Smirnov | C |
| 3 | 72 | Rocky Thompson | D |
| 4 | 98 | Jan Labraaten | LW |
| 6 | 150 | Clarke Wilm | LW |
| 7 | 176 | Ryan Gillis | D |
| 9 | 233 | Steve Shirreffs | D |

1994

| RD | NO | PLAYER | POS |
|----|-----|-------------------|-----|
| 1 | 19 | Chris Dingman | LW |
| 2 | 45 | Dimitri Riabykin | D |
| 3 | 77 | Chris Clark | RW |
| 4 | 91 | Ryan Duthie | C |
| 4 | 97 | Johan Finnstrom | D |
| 5 | 107 | Nisse Ekman | W |
| 5 | 123 | Frank Appel | D |
| 6 | 149 | Patrik Haltia | G |
| 7 | 175 | Ladislav Kohn | RW |
| 8 | 201 | Keith McCambridge | D |
| 9 | 227 | Jorgen Jonsson | W |
| 10 | 253 | Mike Peluso | C |
| 11 | 279 | Pavel Torgajev | LW |

1993

| RD | NO | PLAYER | POS |
|----|-----|------------------|-----|
| 1 | 18 | Jesper Mattsson | RW |
| 2 | 44 | Jamie Allison | D |
| 3 | 70 | Dan Tompkins | LW |
| 4 | 95 | Jason Smith | D |
| 4 | 96 | Marty Murray | C |
| 5 | 121 | Darryl Lafrance | C |
| 5 | 122 | John Emmons | C |
| 6 | 148 | Andreas Karlsson | C |
| 8 | 200 | Derek Sylvester | C |
| 10 | 252 | German Titov | C |
| 11 | 278 | Burke Murphy | LW |

1992

| RD | NO | PLAYER | POS |
|----------------------------|-----|-------------------|-----|
| 1 | 6 | Cory Stillman | C |
| 2 | 30 | Chris O'Sullivan | D |
| 3 | 54 | Mathias Johansson | C |
| 4 | 78 | Robert Svehla | D |
| 5 | 102 | Sami Helenius | D |
| 6 | 126 | Ravil Yakubov | C |
| 6 | 129 | Joel Bouchard | D |
| 7 | 150 | Pavel Rajnoha | D |
| 8 | 174 | Ryan Mulhern | C |
| 9 | 198 | Brandon Carper | D |
| 10 | 222 | Jonas Hoglund | RW |
| 11 | 246 | Andrei Potaichuk | LW |
| SUPPLEMENTARY DRAFT | | | |
| 6 | | James O'Brien | D |

1991

| RD | NO | PLAYER | POS |
|----------------------------|-----|------------------|-----|
| 1 | 19 | Niklas Sundblad | RW |
| 2 | 41 | Francois Groleau | D |
| 3 | 52 | Sandy McCarthy | RW |
| 3 | 63 | Brian Caruso | LW |
| 4 | 85 | Steven Magnusson | C |
| 5 | 107 | Jerome Butler | G |
| 6 | 129 | Bobby Marshall | D |
| 7 | 140 | Matt Hoffman | LW |
| 7 | 151 | Kelly Harper | C |
| 8 | 173 | David St. Pierre | C |
| 9 | 195 | David Struch | C |
| 10 | 217 | Sergei Zolotov | LW |
| 11 | 239 | Marko Jantunen | C |
| 12 | 261 | Andrei Trefilov | G |
| SUPPLEMENTARY DRAFT | | | |
| 25 | | Dean Larson | C |

1990

| RD | NO | PLAYER | POS |
|----------------------------|-----|-------------------|-----|
| 1 | 11 | Trevor Kidd | G |
| 2 | 26 | Nicolas Perreault | D |
| 2 | 32 | Vesa Viitakoski | LW |
| 2 | 41 | Etienne Belzile | D |
| 3 | 62 | Glen Mears | D |
| 4 | 83 | Paul Kruse | LW |
| 6 | 125 | Chris Tschupp | C |
| 7 | 146 | Dimitri Frolov | D |
| 8 | 167 | Shawn Murray | G |
| 9 | 188 | Mike Murray | RW |
| 10 | 209 | Rob Sumner | D |
| 12 | 251 | Leo Gudas | D |
| SUPPLEMENTARY DRAFT | | | |
| 25 | | Lyle Wildgoose | C |

AMATEUR AND ENTRY DRAFT 1989-1981

1989

| RD | NO | PLAYER | POS |
|----------------------------|-----|---------------------|-----|
| 2 | 24 | Kent Manderville | LW |
| 2 | 42 | Ted Drury | C |
| 3 | 50 | Veli-Pekka Kautonen | D |
| 3 | 63 | Cory Lyons | RW |
| 4 | 70 | Robert Reichel | C |
| 4 | 84 | Ryan O'Leary | C |
| 5 | 105 | Toby Kearney | LW |
| 7 | 147 | Alex Nikolic | LW |
| 8 | 168 | Kevin Wortman | D |
| 9 | 189 | Sergei Gomolyakov | C |
| 10 | 210 | Dan Sawyer | D |
| 11 | 231 | Alexander Yudin | D |
| 12 | 252 | Kenneth Kennholt | D |
| SUPPLEMENTARY DRAFT | | | |
| 26 | | Shawn Heaphy | C |

1988

| RD | NO | PLAYER | POS |
|----------------------------|-----|------------------|-----|
| 1 | 21 | Jason Muzzatti | G |
| 2 | 42 | Todd Harkins | RW |
| 4 | 84 | Gary Socha | C |
| 5 | 85 | Tomas Forslund | RW |
| 5 | 90 | Scott Matusovich | D |
| 6 | 126 | Jonas Bergqvist | RW |
| 7 | 147 | Stefan Nilsson | LW |
| 8 | 168 | Troy Kennedy | RW |
| 9 | 189 | Brett Peterson | D |
| 10 | 210 | Guy Darveau | D |
| 11 | 231 | Dave Tretowicz | D |
| 12 | 252 | Sergei Priakin | RW |
| SUPPLEMENTARY DRAFT | | | |
| 26 | | Jerry Tarrant | D |

1987

| RD | NO | PLAYER | POS |
|----------------------------|-----|-------------------|-----|
| 1 | 19 | Bryan Deasley | LW |
| 2 | 25 | Stephane Matteau | LW |
| 2 | 40 | Kevin Grant | D |
| 3 | 61 | Scott Mahoney | LW |
| 4 | 70 | Tim Harris | RW |
| 5 | 103 | Tim Corkery | D |
| 6 | 124 | Joe Aloï | D |
| 7 | 145 | Peter Ciavaglia | C |
| 8 | 166 | Theoren Fleury | C |
| 9 | 187 | Mark Osiecki | D |
| 10 | 208 | William Sedergren | D |
| 11 | 229 | Peter Hasselblad | D |
| 12 | 250 | Magnus Svensson | D |
| SUPPLEMENTARY DRAFT | | | |
| | | Peter Lappin | C |

1986

| RD | NO | PLAYER | POS |
|----------------------------|-----|------------------|-----|
| 1 | 16 | George Pelawa | RW |
| 2 | 37 | Brian Glynn | D |
| 4 | 79 | Tom Quinlan | RW |
| 5 | 100 | Scott Bloom | LW |
| 6 | 121 | John Parker | C |
| 7 | 142 | Rick Lessard | D |
| 8 | 163 | Mark Olsen | D |
| 9 | 184 | Warren Sharples | G |
| 10 | 205 | Doug Pickell | LW |
| 11 | 226 | Anders Lindstrom | C |
| 12 | 247 | Antonin Stavjana | D |
| SUPPLEMENTARY DRAFT | | | |
| | | Steve MacSwain | RW |

1985

| RD | NO | PLAYER | POS |
|----|-----|------------------|-----|
| 1 | 17 | Chris Biotti | D |
| 2 | 27 | Joe Nieuwendyk | C |
| 2 | 38 | Jeff Wenaas | C |
| 3 | 59 | Lane MacDonald | LW |
| 4 | 80 | Roger Johansson | D |
| 5 | 101 | Esa Keskinen | C |
| 6 | 122 | Tim Sweeney | C |
| 7 | 143 | Stu Grimson | LW |
| 8 | 164 | Nate Smith | D |
| 9 | 185 | Darryl Olsen | D |
| 10 | 206 | Peter Romberg | D |
| 11 | 227 | Alex Koznevnikov | - |
| 12 | 248 | Bill Gregoire | D |

1984

| RD | NO | PLAYER | POS |
|----|-----|-----------------|-----|
| 1 | 12 | Gary Roberts | LW |
| 2 | 33 | Ken Sabourin | D |
| 2 | 38 | Paul Ranheim | C |
| 4 | 75 | Peter Rosol | LW |
| 5 | 96 | Joel Paunio | LW |
| 6 | 117 | Brett Hull | RW |
| 7 | 138 | Kevan Melrose | D |
| 8 | 159 | Jiri Hrdina | RW |
| 9 | 180 | Gary Suter | D |
| 10 | 200 | Petr Rucka | C |
| 11 | 221 | Stefan Jonsson | D |
| 12 | 241 | Rudolf Suchanek | - |

1983

| RD | NO | PLAYER | POS |
|----|-----|-----------------|-----|
| 1 | 13 | Dan Quinn | C |
| 3 | 51 | Brian Bradley | C |
| 3 | 55 | Perry Berezan | C |
| 4 | 66 | John Bekkers | C |
| 4 | 71 | Kevan Guy | D |
| 4 | 77 | Bill Claviter | LW |
| 5 | 91 | Igor Liba | LW |
| 6 | 111 | Grant Blair | G |
| 7 | 131 | Jeff Hogg | G |
| 8 | 151 | Chris MacDonald | D |
| 9 | 171 | Rob Kivell | D |
| 10 | 191 | Tom Pratt | D |
| 11 | 211 | Jaroslav Benak | LW |
| 12 | 231 | Sergei Makarov | RW |

1982

| RD | NO | PLAYER | POS |
|----|-----|----------------|-----|
| 2 | 29 | Dave Reiersen | D |
| 2 | 37 | Richard Kromm | LW |
| 3 | 51 | Jim Laing | D |
| 4 | 65 | Dave Meszaros | G |
| 4 | 72 | Mark Lamb | C |
| 5 | 93 | Lou Kiriakou | D |
| 6 | 114 | Jeff Vaive | C |
| 6 | 118 | Mats Kihlstrom | D |
| 7 | 135 | Brad Ramsden | RW |
| 8 | 156 | Roy Myllari | D |
| 9 | 177 | Ted Pearson | LW |
| 10 | 198 | Jim Uens | C |
| 11 | 219 | Rick Erdall | C |
| 12 | 240 | Dale Thompson | RW |

1981

| RD | NO | PLAYER | POS |
|----|-----|-----------------|-----|
| 1 | 15 | Al MacInnis | D |
| 3 | 56 | Michael Vernon | G |
| 4 | 78 | Peter Maduch | C |
| 5 | 99 | Mario Simioni | RW |
| 6 | 120 | Todd Hooley | RW |
| 7 | 141 | Rick Heppener | D |
| 8 | 162 | Dale Degray | D |
| 9 | 183 | George Boudreau | D |
| 10 | 204 | Bruce Eakin | C |

AMATEUR AND ENTRY DRAFT 1980-1972

1980

| RD | NO | PLAYER | POS |
|----|-----|-----------------|-----|
| 1 | 13 | Denis Cyr | RW |
| 2 | 31 | Tony Curtale | D |
| 2 | 32 | Kevin Lavallee | LW |
| 2 | 39 | Steve Konroyd | D |
| 4 | 76 | Marc Roy | RW |
| 5 | 97 | Randy Turnbull | D |
| 6 | 118 | John Multan | RW |
| 7 | 139 | Dave Newsom | LW |
| 8 | 160 | Claude Drouin | C |
| 9 | 181 | Hakan Loob | RW |
| 10 | 202 | Steven Fletcher | D |

1979

| RD | NO | PLAYER | POS |
|----|-----|-----------------|-----|
| 1 | 12 | Paul Reinhart | D |
| 2 | 23 | Mike Perovich | D |
| 2 | 33 | Pat Riggin | G |
| 3 | 54 | Tim Hunter | D |
| 4 | 75 | Jim Peplinski | RW |
| 5 | 96 | Brad Kempthorne | C |
| 6 | 117 | Glenn Johnson | C |

1978

| RD | NO | PLAYER | POS |
|----|-----|----------------------|-----|
| 1 | 11 | Brad Marsh | D |
| 3 | 47 | Tim Bernhardt | G |
| 4 | 64 | Jim McRae | LW |
| 5 | 80 | Gord Wappel | D |
| 6 | 97 | Greg Meredith | RW |
| 7 | 114 | Dave Hindmarch | RW |
| 8 | 131 | Dave Morrison | RW |
| 9 | 148 | Doug Todd | RW |
| 10 | 165 | Mark Green | C |
| 11 | 180 | Robert Sullivan | C |
| 12 | 196 | Bernhart Engelbrecht | G |

1977

| RD | NO | PLAYER | POS |
|----|-----|------------------|-----|
| 2 | 20 | Miles Zaharko | D |
| 2 | 28 | Don Laurence | C |
| 2 | 31 | Brian Hill | RW |
| 4 | 72 | Jim Craig | G |
| 5 | 82 | C Christofferson | D |
| 6 | 100 | Bernard Harbec | C |
| 7 | 118 | Bob Gould | RW |
| 8 | 133 | Jim Bennett | RW |
| 9 | 148 | Tim Harrer | RW |

1976

| RD | NO | PLAYER | POS |
|----|----|-------------------|-----|
| 1 | 8 | Dave Shand | D |
| 1 | 10 | Harold Phillipoff | LW |
| 2 | 28 | Robert Simpson | LW |
| 3 | 46 | Richard Hodgson | D |
| 4 | 64 | Kent Nilsson | C |
| 5 | 82 | Mark Earp | G |

1975

| RD | NO | PLAYER | POS |
|----|-----|------------------|-----|
| 1 | 8 | Richard Mulhern | D |
| 2 | 26 | Rick Bowness | RW |
| 4 | 62 | Dale Ross | LW |
| 5 | 80 | Willi Plett | RW |
| 6 | 98 | Paul Heaver | D |
| 7 | 116 | Dale McMillan | LW |
| 8 | 134 | Rick Picher | D |
| 9 | 150 | Nick Stanza | G |
| 10 | 167 | Brian O'Connell | G |
| 11 | 181 | Joe Augustine | D |
| 12 | 192 | Torbjorn Nilsson | RW |
| 18 | 216 | Gary Gill | LW |

1974

| RD | NO | PLAYER | POS |
|----|-----|----------------|-----|
| 2 | 28 | Guy Chouinard | C |
| 3 | 46 | Dick Spannauer | D |
| 4 | 58 | Pat Ribble | D |
| 4 | 64 | Cam Botting | LW |
| 5 | 82 | Jerry Badiuk | D |
| 6 | 100 | Bill Moen | G |
| 7 | 118 | Peter Brown | D |
| 8 | 135 | Tom Lindskog | D |
| 9 | 152 | Larry Hopkins | LW |
| 10 | 167 | Louis Loranger | C |
| 11 | 182 | R Montgomery | LW |

1973

| RD | NO | PLAYER | POS |
|----|-----|---------------|-----|
| 1 | 2 | Tom Lysiak | C |
| 1 | 16 | Vic Mercredi | C |
| 2 | 21 | Eric Vail | LW |
| 4 | 53 | Dean Talafous | RW |
| 5 | 69 | John Felsch | LW |
| 6 | 85 | Ken Houston | D |
| 7 | 101 | Tom Machowski | D |
| 8 | 117 | Bob Law | LW |
| 9 | 133 | Bob Bilodeau | D |
| 10 | 148 | Glen Surbey | D |
| 10 | 149 | Guy Ross | C |
| 11 | 162 | Gregg Fox | D |

1972

| RD | NO | PLAYER | POS |
|----|-----|-----------------|-----|
| 1 | 2 | Jacques Richard | C |
| 2 | 18 | Dwight Bialowas | D |
| 3 | 34 | Jean Lemieux | D |
| 4 | 50 | Don Martineau | RW |
| 5 | 78 | Johnny Martin | C |
| 6 | 82 | Frank Blum | G |
| 7 | 98 | Scott Smith | LW |
| 8 | 114 | Dave Murphy | C |
| 9 | 130 | Pierre Roy | D |
| 10 | 132 | Jean LaMarre | RW |

MANAGERS AND COACHES

GENERAL MANAGERS 1972-PRESENT



Brad Treiving
APRIL 28, 2014 TO PRESENT



Jay Feaster
DECEMBER 28, 2010** TO
DECEMBER 12, 2013



Darryl Sutter
APRIL 11, 2003 TO
DECEMBER 28, 2010



Craig Button
JUNE 6, 2000 TO
APRIL 11, 2003



Al Coates
NOVEMBER 3, 1995* TO
APRIL 11, 2000



Doug Risebrough
MAY 16, 1991 TO
NOVEMBER 3, 1995



Cliff Fletcher
1972-73 TO
1990-91

*Named November 3, 1995 **Named Acting GM on December 28, 2010 and GM on May 16, 2011

HEAD COACHES 1997-PRESENT



Bill Peters
APRIL 23, 2018 TO
PRESENT



Glen Gulutzan
JUNE 17, 2016 TO
APRIL 17, 2018



Bob Hartley
MAY 31, 2012 TO
MAY 3, 2016



Brent Sutter
JUNE 23, 2009 TO
APRIL 12, 2012



Mike Keenan
JUNE 14, 2007 TO
MAY 22, 2009



Jim Playfair
JULY 12, 2006 TO
JUNE 14, 2007



Darryl Sutter
DECEMBER 28, 2002 TO
JULY 12, 2006



Greg Gilbert
MARCH 14, 2001 TO
DECEMBER 3, 2002



Don Hay
2000-01 TO
MARCH 14, 2001



Brian Sutter
1997-98 TO
1999-00

COACHING STATS

| SEASON | REGULAR SEASON | | | | | | PLAYOFFS | | | |
|--|----------------|------------|-----------|-----------|----------|-------------|-----------|-----------|-----------|-------------|
| | GAMES | W | L | T | OTL | % | GAMES | W | L | % |
| Glen Gulutzan June 17, 2016 - April 19, 2018 | 164 | 82 | 68 | 0 | 14 | .543 | 4 | 0 | 4 | .000 |
| Bob Hartley May 31, 2012 - May 3, 2016 | 294 | 134 | 135 | 0 | 25 | .498 | 11 | 5 | 6 | .455 |
| Brent Sutter June 23, 2009 - April 12, 2012 | 246 | 118 | 90 | 0 | 38 | .557 | - | - | - | - |
| Mike Keenan June 14, 2007 - May 22, 2009 | 164 | 88 | 60 | 0 | 16 | .585 | 13 | 5 | 8 | .385 |
| Jim Playfair July 12, 2006 - June 14, 2007 | 82 | 43 | 29 | 0 | 10 | .585 | 6 | 2 | 4 | .333 |
| Darryl Sutter December 28, 2002 - July 12, 2006 | 210 | 107 | 73 | 15 | 15 | .581 | 26 | 15 | 11 | .577 |
| Greg Gilbert March 14, 2001 - December 3, 2002 | 121 | 42 | 56 | 17 | 6 | .442 | - | - | - | - |
| Don Hay 2000/01 - March 14, 2001 | 68 | 23 | 28 | 13 | 4 | .463 | - | - | - | - |
| Brian Sutter 1997/98 - 1999/00 | 246 | 87 | 117* | 37 | 5* | .439 | - | - | - | - |
| Pierre Page 1995/96 - 1996/97 | 164 | 66 | 78 | 20 | - | .463 | 4 | 0 | 4 | .000 |
| Dave King 1992/93 - 1994/95 | 216 | 109 | 76 | 31 | - | .576 | 20 | 8 | 12 | .400 |
| Guy Charron 1991/92+ | 16 | 6 | 7 | 3 | - | .469 | - | - | - | - |
| Doug Risebrough 1990/91 - 1991/92 | 144 | 71 | 56 | 17 | - | .552 | 7 | 3 | 4 | .429 |
| Terry Crisp 1987/88 - 1989/90 | 240 | 144 | 63 | 33 | - | .669 | 37 | 22 | 15 | .595 |
| Bob Johnson 1982/83 - 1986/87 | 400 | 193 | 155 | 52 | - | .548 | 52 | 25 | 27 | .481 |
| Al MacNeil 1979/80 - 1981/82 | 240 | 103 | 93 | 44 | - | .521 | 23 | 10 | 13 | .435 |
| Dec. 3, 2002 - Dec. 27, 2002+ | 11 | 4 | 5 | 2 | 0 | .455 | - | - | - | - |
| TOTAL | 251 | 107 | 98 | 46 | 0 | .518 | 23 | 10 | 13 | .435 |
| Fred Creighton 1974/75 - 1978/79 | 348 | 156 | 136 | 56 | - | .529 | 9 | 1 | 8 | .111 |
| Bernie Geoffrion 1972/73 - 1974/75 | 208 | 77 | 92 | 39 | - | .464 | 4 | 0 | 4 | .000 |

*1999-00 stats have been adjusted to correspond with current standings (OTL)

*Interim Head Coach

CALGARY FLAMES

TEAM CAPTAINS

| | | |
|----|------------------|--------------|
| 20 | Mark Giordano | 2013-Present |
| 19 | Jarome Iginla | 2003-13 |
| 18 | Craig Conroy**** | 2001-03 |
| 17 | Bob Boughner**** | 2001-03 |
| 16 | Dave Lowry | 2000-02 |
| 15 | Steve Smith | 1999-2001 |
| 14 | Todd Simpson | 1997-99 |
| 13 | Theoren Fleury | 1995-97 |
| 12 | Joe Nieuwendyk | 1991-95 |
| 11 | Brad McCrimmon** | 1989-90 |
| 10 | Tim Hunter *** | 1988-89 |

| | | |
|---|--------------------|---------|
| 9 | Jim Peplinski*** | 1984-89 |
| 8 | Lanny McDonald*** | 1983-89 |
| 7 | Doug Risebrough*** | 1983-87 |
| 6 | Phil Russell* | 1981-83 |
| 5 | Brad Marsh | 1980-81 |
| 4 | Jean Pronovost | 1979-80 |
| 3 | Tom Lysiak | 1977-79 |
| 2 | Pat Quinn | 1975-77 |
| 1 | Keith McCreary | 1972-75 |

*Appointed Nov. 12, 1981 **Appointed Nov. 3, 1989 ***Co-captains ****Co-captains from Feb. 4, 2002 to end of 2002-03 season

PLAYERS REGISTERING THEIR

1000TH CAREER NHL REGULAR SEASON GAME WHILE WEARING A FLAMES JERSEY

| SEASON | PLAYER NAME | GAMES WITH THE CALGARY FLAMES |
|---------|-----------------|-------------------------------|
| 1986-87 | Lanny McDonald | 492 |
| 2001-02 | Dave Lowry | 193 |
| 2002-03 | Craig Berube | 234 |
| 2003-04 | Martin Gelinias | 157 |
| 2007-08 | Owen Nolan | 77 |
| 2009-10 | Jarome Iginla | 1,219 |
| 2009-10 | Daymond Langkow | 392 |
| 2010-11 | Craig Conroy | 507 |
| 2011-12 | Olli Jokinen | 236 |
| 2017-18 | Matt Stajan | 558 |

RETIRED FLAMES JERSEYS

| # | PLAYER NAME | YEARS PLAYED WITH THE FLAMES |
|----|----------------|------------------------------|
| 9 | Lanny McDonald | 1981-89 |
| 30 | Mike Vernon | 1982-94, 2000-02 |

HONOURED JERSEYS

FOREVER A FLAME

| # | PLAYER NAME | YEARS PLAYED WITH THE FLAMES |
|----|----------------|------------------------------|
| 2 | Al MacInnis | 1981-94 |
| 25 | Joe Nieuwendyk | 1986-95 |

YEAR
BY
YEAR



YEAR-BY-YEAR RESULTS

*Atlanta Flames

| SEASON | OVERALL | | | | | | | HOME | | | | | | | ROAD | | | | | | | PLAYOFF RESULT |
|----------|---------|----|----|----|-----|-----|-----|------|-----|----|----|----|-----|-----|------|----|----|-----|-----|---------------|--------------------------|----------------|
| | GP | W | L | T | OTL | SOL | GF | GA | PTS | W | L | T | OTL | SOL | W | L | T | OTL | SOL | FINISHED | | |
| 2017-18 | 82 | 37 | 35 | - | 5 | 5 | 218 | 248 | 84 | 17 | 20 | - | 3 | 1 | 20 | 15 | - | 2 | 4 | 5th Pacific | Did Not Qualify | |
| 2016-17 | 82 | 45 | 33 | - | 2 | 2 | 222 | 219 | 94 | 24 | 17 | - | 0 | 0 | 21 | 16 | - | 2 | 2 | 4th Pacific | Lost Conf. Quarter-Final | |
| 2015-16 | 82 | 35 | 40 | - | 4 | 3 | 231 | 260 | 77 | 21 | 16 | - | 3 | 1 | 14 | 24 | - | 1 | 2 | 5th Pacific | Did Not Qualify | |
| 2014-15 | 82 | 45 | 30 | - | 4 | 3 | 241 | 216 | 97 | 23 | 13 | - | 3 | 2 | 22 | 17 | - | 1 | 1 | 3rd Pacific | Lost Conf. Semi-Final | |
| 2013-14 | 82 | 35 | 40 | - | 4 | 3 | 209 | 241 | 77 | 19 | 19 | - | 3 | 0 | 16 | 21 | - | 1 | 3 | 6th Pacific | Did Not Qualify | |
| 2012-13 | 48 | 19 | 25 | - | 1 | 3 | 128 | 160 | 42 | 13 | 9 | - | 0 | 2 | 6 | 16 | - | 1 | 1 | 4th Northwest | Did Not Qualify | |
| 2011-12 | 82 | 37 | 29 | - | 7 | 9 | 202 | 226 | 90 | 23 | 12 | - | 1 | 5 | 14 | 17 | - | 6 | 4 | 2nd Northwest | Did Not Qualify | |
| 2010-11 | 82 | 41 | 29 | - | 5 | 7 | 250 | 237 | 94 | 23 | 13 | - | 2 | 3 | 18 | 16 | - | 3 | 4 | 2nd Northwest | Did Not Qualify | |
| 2009-10 | 82 | 40 | 32 | - | 3 | 7 | 204 | 210 | 90 | 20 | 17 | - | 1 | 3 | 20 | 15 | - | 2 | 4 | 3rd Northwest | Did Not Qualify | |
| 2008-09 | 82 | 46 | 30 | - | 4 | 2 | 254 | 248 | 98 | 27 | 10 | - | 2 | 2 | 19 | 20 | - | 2 | 0 | 2nd Northwest | Lost Conf. Quarter-Final | |
| 2007-08 | 82 | 42 | 30 | - | 7 | 3 | 229 | 227 | 94 | 21 | 11 | - | 7 | 2 | 21 | 19 | - | 0 | 1 | 3rd Northwest | Lost Conf. Quarter-Final | |
| 2006-07 | 82 | 43 | 29 | - | 5 | 5 | 258 | 226 | 96 | 30 | 9 | - | 1 | 1 | 13 | 20 | - | 4 | 4 | 3rd Northwest | Lost Conf. Quarter-Final | |
| 2005-06 | 82 | 46 | 25 | - | 4 | 7 | 218 | 200 | 103 | 30 | 7 | - | 1 | 3 | 16 | 18 | - | 3 | 4 | 1st Northwest | Lost Conf. Quarter-Final | |
| 2003-04 | 82 | 42 | 30 | 7 | 3 | - | 200 | 176 | 94 | 21 | 14 | 5 | 1 | - | 21 | 16 | 2 | 2 | - | 3rd Northwest | Lost Final | |
| 2002-03 | 82 | 29 | 36 | 13 | 4 | - | 186 | 228 | 75 | 14 | 16 | 10 | 1 | - | 15 | 20 | 3 | 3 | - | 5th Northwest | Did Not Qualify | |
| 2001-02 | 82 | 32 | 35 | 12 | 3 | - | 201 | 220 | 79 | 20 | 14 | 5 | 2 | - | 12 | 21 | 7 | 1 | - | 4th Northwest | Did Not Qualify | |
| 2000-01 | 82 | 27 | 36 | 15 | 4 | - | 197 | 236 | 73 | 12 | 18 | 9 | 2 | - | 15 | 18 | 6 | 2 | - | 4th Northwest | Did Not Qualify | |
| 1999-00 | 82 | 31 | 36 | 10 | 5 | - | 211 | 256 | 77 | 20 | 14 | 6 | 1 | - | 11 | 26 | 4 | 4 | - | 4th Northwest | Did Not Qualify | |
| 1998-99 | 82 | 30 | 40 | 12 | - | - | 211 | 234 | 72 | 15 | 20 | 6 | - | - | 15 | 20 | 6 | - | - | 3rd Northwest | Did Not Qualify | |
| 1997-98 | 82 | 26 | 41 | 15 | - | - | 217 | 252 | 67 | 18 | 17 | 6 | - | - | 8 | 24 | 9 | - | - | 5th Pacific | Did Not Qualify | |
| 1996-97 | 82 | 32 | 41 | 9 | - | - | 214 | 239 | 73 | 21 | 18 | 2 | - | - | 11 | 23 | 7 | - | - | 5th Pacific | Did Not Qualify | |
| 1995-96 | 82 | 34 | 37 | 11 | - | - | 241 | 240 | 79 | 18 | 18 | 5 | - | - | 16 | 19 | 6 | - | - | 2nd Pacific | Lost Conf. Quarter-Final | |
| 1994-95 | 48 | 24 | 17 | 7 | - | - | 163 | 135 | 55 | 15 | 7 | 2 | - | - | 9 | 10 | 5 | - | - | 1st Pacific | Lost Conf. Quarter-Final | |
| 1993-94 | 84 | 42 | 29 | 13 | - | - | 302 | 256 | 97 | 25 | 12 | 5 | - | - | 17 | 17 | 8 | - | - | 1st Pacific | Lost Conf. Quarter-Final | |
| 1992-93 | 84 | 43 | 30 | 11 | - | - | 322 | 282 | 97 | 23 | 14 | 5 | - | - | 20 | 16 | 6 | - | - | 2nd Smythe | Lost Div. Semi-Final | |
| 1991-92 | 80 | 31 | 37 | 12 | - | - | 296 | 305 | 74 | 19 | 14 | 7 | - | - | 12 | 23 | 5 | - | - | 5th Smythe | Did Not Qualify | |
| 1990-91 | 80 | 46 | 26 | 8 | - | - | 344 | 263 | 100 | 29 | 8 | 3 | - | - | 17 | 18 | 5 | - | - | 2nd Smythe | Lost Div. Semi-Final | |
| 1989-90 | 80 | 42 | 23 | 15 | - | - | 348 | 265 | 99 | 28 | 7 | 5 | - | - | 14 | 16 | 10 | - | - | 1st Smythe | Lost Div. Semi-Final | |
| 1988-89 | 80 | 54 | 17 | 9 | - | - | 354 | 226 | 117 | 32 | 4 | 4 | - | - | 22 | 13 | 5 | - | - | 1st Smythe | Won Stanley Cup | |
| 1987-88 | 80 | 48 | 23 | 9 | - | - | 397 | 305 | 105 | 26 | 11 | 3 | - | - | 22 | 12 | 6 | - | - | 1st Smythe | Lost Div. Final | |
| 1986-87 | 80 | 46 | 31 | 3 | - | - | 318 | 289 | 95 | 25 | 13 | 2 | - | - | 21 | 18 | 1 | - | - | 2nd Smythe | Lost Div. Semi-Final | |
| 1985-86 | 80 | 40 | 31 | 9 | - | - | 354 | 315 | 89 | 23 | 11 | 6 | - | - | 17 | 20 | 3 | - | - | 2nd Smythe | Lost Final | |
| 1984-85 | 80 | 41 | 27 | 12 | - | - | 363 | 302 | 94 | 23 | 11 | 6 | - | - | 18 | 16 | 6 | - | - | 3rd Smythe | Lost Div. Semi-Final | |
| 1983-84 | 80 | 34 | 32 | 14 | - | - | 311 | 314 | 82 | 22 | 11 | 7 | - | - | 12 | 21 | 7 | - | - | 2nd Smythe | Lost Div. Final | |
| 1982-83 | 80 | 32 | 34 | 14 | - | - | 321 | 317 | 78 | 21 | 12 | 7 | - | - | 11 | 22 | 7 | - | - | 2nd Smythe | Lost Div. Final | |
| 1981-82 | 80 | 29 | 34 | 17 | - | - | 334 | 345 | 75 | 20 | 11 | 9 | - | - | 9 | 23 | 8 | - | - | 3rd Smythe | Lost Div. Semi-Final | |
| 1980-81 | 80 | 39 | 27 | 14 | - | - | 329 | 298 | 92 | 25 | 5 | 10 | - | - | 14 | 22 | 4 | - | - | 3rd Patrick | Lost Semi-Final | |
| 1979-80* | 80 | 35 | 32 | 13 | - | - | 282 | 269 | 83 | 18 | 15 | 7 | - | - | 17 | 17 | 6 | - | - | 4th Patrick | Lost Prelim. Round | |
| 1978-79* | 80 | 41 | 31 | 8 | - | - | 327 | 280 | 90 | 25 | 11 | 4 | - | - | 16 | 20 | 4 | - | - | 4th Patrick | Lost Prelim. Round | |
| 1977-78* | 80 | 34 | 27 | 19 | - | - | 274 | 252 | 87 | 20 | 13 | 7 | - | - | 14 | 14 | 12 | - | - | 3rd Patrick | Lost Prelim. Round | |
| 1976-77* | 80 | 34 | 34 | 12 | - | - | 264 | 265 | 80 | 22 | 11 | 7 | - | - | 12 | 23 | 5 | - | - | 3rd Patrick | Lost Prelim. Round | |
| 1975-76* | 80 | 35 | 33 | 12 | - | - | 262 | 237 | 82 | 19 | 14 | 7 | - | - | 16 | 19 | 5 | - | - | 3rd Patrick | Lost Prelim. Round | |
| 1974-75* | 80 | 34 | 31 | 15 | - | - | 243 | 233 | 83 | 24 | 9 | 7 | - | - | 10 | 22 | 8 | - | - | 4th Patrick | Did Not Qualify | |
| 1973-74* | 78 | 30 | 34 | 14 | - | - | 214 | 238 | 74 | 17 | 15 | 7 | - | - | 13 | 19 | 7 | - | - | 4th West | Lost Quarter-Final | |
| 1972-73* | 78 | 25 | 38 | 15 | - | - | 191 | 239 | 65 | 16 | 16 | 7 | - | - | 9 | 22 | 8 | - | - | 7th West | Did Not Qualify | |

2017-18

Gaudreau and Monahan set career highs in points,
Stajan plays 1,000th game and Smith plays 500th game

| COACH | REGULAR SEASON | | | | | | | | | PLAYOFFS | | | | |
|---------------|----------------|----|----|-----|-----|-----|-----|-----|----|----------|---|----|----|--|
| | GP | W | L | OTL | SOL | PTS | GF | GA | GP | W | L | GF | GA | |
| Glen Gulutzan | 82 | 37 | 35 | 5 | 5 | 84 | 218 | 248 | - | - | - | - | - | |

Regular Season: 5th Pacific Division, 20th overall.

| PLAYER | REGULAR SEASON | | | | | PLAYOFFS | | | | |
|------------------------------|----------------|------------|------------|------------|------------|----------|---|---|-----|-----|
| | GP | G | A | PTS | PIM | GP | G | A | PTS | PIM |
| Johnny Gaudreau | 80 | 24 | 60 | 84 | 26 | - | - | - | - | - |
| Sean Monahan | 74 | 31 | 33 | 64 | 24 | - | - | - | - | - |
| Matthew Tkachuk | 68 | 24 | 25 | 49 | 61 | - | - | - | - | - |
| Mikael Backlund | 82 | 14 | 31 | 45 | 78 | - | - | - | - | - |
| Dougie Hamilton | 82 | 17 | 27 | 44 | 64 | - | - | - | - | - |
| Micheal Ferland | 77 | 21 | 20 | 41 | 24 | - | - | - | - | - |
| Mark Giordano | 82 | 13 | 25 | 38 | 63 | - | - | - | - | - |
| T.J. Brodie | 73 | 4 | 28 | 32 | 18 | - | - | - | - | - |
| Sam Bennett | 82 | 11 | 15 | 26 | 59 | - | - | - | - | - |
| Mark Jankowski | 72 | 17 | 8 | 25 | 33 | - | - | - | - | - |
| Michael Frolik | 70 | 10 | 15 | 25 | 26 | - | - | - | - | - |
| Troy Brouwer | 76 | 6 | 16 | 22 | 53 | - | - | - | - | - |
| Garnet Hathaway | 59 | 4 | 9 | 13 | 88 | - | - | - | - | - |
| Matt Stajan | 68 | 4 | 8 | 12 | 28 | - | - | - | - | - |
| Curtis Lazar | 65 | 2 | 10 | 12 | 23 | - | - | - | - | - |
| Travis Hamonic | 74 | 1 | 10 | 11 | 79 | - | - | - | - | - |
| Michael Stone | 82 | 3 | 7 | 10 | 28 | - | - | - | - | - |
| Kris Versteeg | 24 | 3 | 5 | 8 | 6 | - | - | - | - | - |
| Brett Kulak | 71 | 2 | 6 | 8 | 27 | - | - | - | - | - |
| Jaromir Jagr | 22 | 1 | 6 | 7 | 10 | - | - | - | - | - |
| Chris Stewart | 7 | 1 | 2 | 3 | 0 | - | - | - | - | - |
| Nick Shore | 9 | 1 | 2 | 3 | 4 | - | - | - | - | - |
| Matt Bartkowski | 18 | 0 | 3 | 3 | 4 | - | - | - | - | - |
| Spencer Foo | 4 | 2 | 0 | 2 | 0 | - | - | - | - | - |
| Mike Smith (G) | 55 | 0 | 2 | 2 | 8 | - | - | - | - | - |
| Ryan Lomberg | 7 | 0 | 1 | 1 | 15 | - | - | - | - | - |
| Freddie Hamilton | 8 | 0 | 1 | 1 | 2 | - | - | - | - | - |
| Morgan Klimchuk | 1 | 0 | 0 | 0 | 0 | - | - | - | - | - |
| Marek Hrivik | 3 | 0 | 0 | 0 | 0 | - | - | - | - | - |
| Andrew Mangiapane | 10 | 0 | 0 | 0 | 2 | - | - | - | - | - |
| Rasmus Andersson | 10 | 0 | 0 | 0 | 0 | - | - | - | - | - |
| Jon Gillies (G) | 11 | 0 | 0 | 0 | 2 | - | - | - | - | - |
| Tanner Glass | 16 | 0 | 0 | 0 | 19 | - | - | - | - | - |
| David Rittich (G) | 21 | 0 | 0 | 0 | 14 | - | - | - | - | - |
| SHOOTOUT GAME WINNERS | - | 2 | - | - | - | - | - | - | - | - |
| PENALTY SHOT GOALS | - | 0 | - | - | - | - | - | - | - | - |
| TOTAL | 82 | 218 | 375 | 589 | 888 | - | - | - | - | - |

| GOALTENDER | GP | GAA | W | L | OTL | SOL | SO | GA | SA | SV% |
|------------------------|-----------|-------------|-----------|-----------|----------|----------|----------|------------|-------------|-------------|
| Mike Smith | 55 | 2.65 | 25 | 22 | 3 | 3 | 3 | 141 | 1686 | .916 |
| David Rittich | 21 | 2.92 | 8 | 6 | 1 | 2 | 0 | 49 | 512 | .904 |
| Jon Gillies | 11 | 2.88 | 3 | 5 | 1 | 0 | 0 | 29 | 280 | .896 |
| Eddie Lack | 4 | 5.29 | 1 | 2 | 0 | 0 | 0 | 12 | 64 | .813 |
| EMPTY NET GOALS | - | - | - | - | - | - | - | 12 | 12 | - |
| SHOOTOUT LOSSES | - | - | - | - | - | - | - | 5 | - | - |
| TOTAL | 82 | 2.93 | 37 | 35 | 5 | 5 | 3 | 248 | 2554 | .905 |

REGULAR SEASON

MOST POINTS:

Johnny Gaudreau, 84

MOST GOALS:

Sean Monahan, 31

MOST ASSISTS:

Johnny Gaudreau, 60

MOST PENALTY MINUTES:

Garnet Hathaway, 88

MOST WINS GOALIE:

Mike Smith, 25

TROPHIES AND AWARDS

RALPH T. SCURFIELD HUMANITARIAN AWARD

Travis Hamonic

J.R. MCCAIG MEMORIAL AWARD

Mikael Backlund

ALL-STAR GAME

Johnny Gaudreau

Mike Smith

2016-17

Flames advance to conference quarter-finals | Tie all-time franchise winning streak with 10 consecutive wins

| COACH | REGULAR SEASON | | | | | | | | PLAYOFFS | | | | |
|---------------|----------------|----|----|-----|-----|-----|-----|-----|----------|---|---|----|----|
| | GP | W | L | OTL | SOL | PTS | GF | GA | GP | W | L | GF | GA |
| Glen Gulutzan | 82 | 45 | 33 | 2 | 2 | 94 | 222 | 219 | 4 | 0 | 4 | 9 | 14 |

Regular Season: 4th Pacific Division, 15th overall. Playoffs: Western Conference Quarter-Finals — lost series to Anaheim 4-0

| PLAYER | REGULAR SEASON | | | | | PLAYOFFS | | | | |
|-------------------|----------------|------------|------------|------------|------------|----------|----------|-----------|-----------|-----------|
| | GP | G | A | PTS | PIM | GP | G | A | PTS | PIM |
| Johnny Gaudreau | 72 | 18 | 43 | 61 | 4 | 4 | 0 | 2 | 2 | 0 |
| Sean Monahan | 82 | 27 | 31 | 58 | 20 | 4 | 4 | 1 | 5 | 0 |
| Mikael Backlund | 81 | 22 | 31 | 53 | 36 | 4 | 1 | 2 | 3 | 0 |
| Dougie Hamilton | 81 | 13 | 37 | 50 | 64 | 4 | 0 | 1 | 1 | 8 |
| Matthew Tkachuk | 76 | 13 | 35 | 48 | 105 | 4 | 0 | 0 | 0 | 4 |
| Michael Frolik | 82 | 17 | 27 | 44 | 58 | 4 | 0 | 1 | 1 | 0 |
| Mark Giordano | 81 | 12 | 27 | 39 | 59 | 4 | 0 | 1 | 1 | 2 |
| Kris Versteeg | 69 | 15 | 22 | 37 | 46 | 4 | 1 | 3 | 4 | 4 |
| T.J. Brodie | 82 | 6 | 30 | 36 | 24 | 4 | 0 | 4 | 4 | 2 |
| Sam Bennett | 81 | 13 | 13 | 26 | 75 | 4 | 2 | 0 | 2 | 4 |
| Micheal Ferland | 76 | 15 | 10 | 25 | 50 | 4 | 0 | 0 | 0 | 7 |
| Troy Brouwer | 74 | 13 | 12 | 25 | 31 | 4 | 0 | 2 | 2 | 0 |
| Alex Chiasson | 81 | 12 | 12 | 24 | 46 | 4 | 0 | 0 | 0 | 2 |
| Matthew Stajan | 81 | 6 | 17 | 23 | 40 | 3 | 0 | 0 | 0 | 0 |
| Dennis Wideman | 57 | 5 | 13 | 18 | 32 | - | - | - | - | - |
| Deryk Engelland | 81 | 4 | 12 | 16 | 85 | 4 | 0 | 0 | 0 | 2 |
| Lance Bouma | 61 | 3 | 4 | 7 | 35 | 3 | 0 | 0 | 0 | 2 |
| Michael Stone | 19 | 2 | 4 | 6 | 20 | 4 | 1 | 0 | 1 | 0 |
| Jyrki Jokipakka | 38 | 1 | 5 | 6 | 12 | - | - | - | - | - |
| Garnet Hathaway | 26 | 1 | 4 | 5 | 44 | - | - | - | - | - |
| Curtis Lazar | 4 | 1 | 2 | 3 | 0 | 1 | 0 | 0 | 0 | 0 |
| Brett Kulak | 21 | 0 | 3 | 3 | 12 | - | - | - | - | - |
| Freddie Hamilton | 26 | 2 | 0 | 2 | 8 | 1 | 0 | 0 | 0 | 0 |
| Matt Bartkowski | 24 | 1 | 1 | 2 | 26 | 4 | 0 | 0 | 0 | 0 |
| Hunter Shinkaruk | 7 | 0 | 1 | 1 | 2 | - | - | - | - | - |
| Rasmus Andersson | 1 | 0 | 0 | 0 | 0 | - | - | - | - | - |
| Jon Gillies | 1 | 0 | 0 | 0 | 0 | - | - | - | - | - |
| David Rittich | 1 | 0 | 0 | 0 | 0 | - | - | - | - | - |
| Mark Jankowski | 1 | 0 | 0 | 0 | 0 | - | - | - | - | - |
| Nicklas Grossmann | 3 | 0 | 0 | 0 | 2 | - | - | - | - | - |
| Linden Vey | 4 | 0 | 0 | 0 | 0 | - | - | - | - | - |
| Tyler Wotherspoon | 4 | 0 | 0 | 0 | 0 | - | - | - | - | - |
| Chad Johnson (G) | 36 | 0 | 0 | 0 | 0 | 1 | 0 | 0 | 0 | 0 |
| Brian Elliott (G) | 49 | 0 | 0 | 0 | 4 | 4 | 0 | 0 | 0 | 0 |
| TOTAL | 82 | 222 | 396 | 618 | 940 | 4 | 9 | 17 | 26 | 37 |

REGULAR SEASON

MOST POINTS:

Johnny Gaudreau, 61

MOST GOALS:

Sean Monahan, 27

MOST ASSISTS:

Johnny Gaudreau, 43

MOST PENALTY MINUTES:

Matthew Tkachuk, 105

MOST WINS GOALIE:

Brian Elliott, 26

PLAYOFFS

MOST POINTS:

Sean Monahan, 5

MOST GOALS:

Sean Monahan, 4

MOST ASSISTS:

T.J. Brodie, 4

MOST PENALTY MINUTES:

Dougie Hamilton, 8

TROPHIES AND AWARDS

MUHAMMAD ALI SPORTS HUMANITARIAN AWARD

Mark Giordano

LADY BYNG TROPHY

Johnny Gaudreau

RALPH T. SCURFIELD HUMANITARIAN AWARD

Sean Monahan

J.R. MCCAIG MEMORIAL AWARD

Dougie Hamilton

ALL-STAR GAME

Johnny Gaudreau

| GOALTENDER | GP | GAA | W | L | OTL | SOL | SO | GA | SA | SV% |
|------------------------|-----------|-------------|-----------|-----------|----------|----------|----------|------------|-------------|-------------|
| Jon Gillies | 1 | 1.00 | 1 | 0 | 0 | 0 | 0 | 1 | 27 | .964 |
| Brian Elliott | 49 | 2.55 | 26 | 18 | 3 | 1 | 2 | 121 | 1217 | .910 |
| Chad Johnson | 36 | 2.59 | 18 | 15 | 1 | 1 | 3 | 87 | 882 | .910 |
| David Rittich | 1 | 3.00 | 0 | 0 | 0 | 0 | 0 | 1 | 9 | .900 |
| EMPTY NET GOALS | - | - | - | - | - | - | - | 9 | - | - |
| SHOOTOUT LOSSES | - | - | - | - | - | - | - | 2 | - | - |
| TOTAL | 82 | 3.10 | 45 | 33 | 4 | 2 | 5 | 219 | 2135 | .910 |

2015-16

Flames set franchise record for longest home win streak at 11

| COACH | REGULAR SEASON | | | | | | | | | PLAYOFFS | | | | |
|-------------|----------------|----|----|-----|-----|-----|-----|-----|----|----------|---|----|----|--|
| | GP | W | L | OTL | SOL | PTS | GF | GA | GP | W | L | GF | GA | |
| Bob Hartley | 82 | 35 | 40 | 4 | 3 | 77 | 231 | 260 | - | - | - | - | - | |

Regular Season: 5th Pacific Division, 26th overall.

| PLAYER | REGULAR SEASON | | | | | PLAYOFFS | | | | |
|------------------------------|----------------|------------|------------|------------|------------|----------|---|---|-----|-----|
| | GP | G | A | PTS | PIM | GP | G | A | PTS | PIM |
| Johnny Gaudreau | 79 | 30 | 48 | 78 | 20 | - | - | - | - | - |
| Sean Monahan | 81 | 27 | 36 | 63 | 18 | - | - | - | - | - |
| Mark Giordano | 82 | 21 | 35 | 56 | 54 | - | - | - | - | - |
| Mikael Backlund | 82 | 21 | 26 | 47 | 28 | - | - | - | - | - |
| T.J. Brodie | 70 | 6 | 39 | 45 | 18 | - | - | - | - | - |
| Joe Colborne | 73 | 19 | 25 | 44 | 27 | - | - | - | - | - |
| Dougie Hamilton | 82 | 12 | 31 | 43 | 46 | - | - | - | - | - |
| Sam Bennett | 77 | 18 | 18 | 36 | 37 | - | - | - | - | - |
| Michael Frolik | 64 | 15 | 17 | 32 | 24 | - | - | - | - | - |
| Dennis Wideman | 51 | 2 | 17 | 19 | 30 | - | - | - | - | - |
| Micheal Ferland | 71 | 4 | 14 | 18 | 45 | - | - | - | - | - |
| Matt Stajan | 80 | 6 | 11 | 17 | 52 | - | - | - | - | - |
| Josh Jooris | 59 | 4 | 9 | 13 | 39 | - | - | - | - | - |
| Deryk Engelland | 69 | 3 | 9 | 12 | 54 | - | - | - | - | - |
| Lance Bouma | 44 | 2 | 5 | 7 | 31 | - | - | - | - | - |
| Jyrki Jokipakka | 18 | 0 | 6 | 6 | 8 | - | - | - | - | - |
| Mason Raymond | 29 | 4 | 1 | 5 | 8 | - | - | - | - | - |
| Jakub Nakladal | 27 | 2 | 3 | 5 | 6 | - | - | - | - | - |
| Brandon Bollig | 54 | 2 | 2 | 4 | 103 | - | - | - | - | - |
| Hunter Shinkaruk | 7 | 2 | 1 | 3 | 2 | - | - | - | - | - |
| Garnet Hathaway | 14 | 0 | 3 | 3 | 31 | - | - | - | - | - |
| Freddie Hamilton | 4 | 1 | 1 | 2 | 0 | - | - | - | - | - |
| Patrick Sieloff | 1 | 1 | 0 | 1 | 2 | - | - | - | - | - |
| Drew Shore | 2 | 0 | 1 | 1 | 2 | - | - | - | - | - |
| Tyler Wotherspoon | 11 | 0 | 1 | 1 | 0 | - | - | - | - | - |
| Turner Elson | 1 | 0 | 1 | 1 | 0 | - | - | - | - | - |
| Derek Grant | 15 | 0 | 1 | 1 | 2 | - | - | - | - | - |
| Karri Ramo (G) | 37 | 0 | 1 | 0 | 0 | - | - | - | - | - |
| Kenny Agostino | 2 | 0 | 0 | 0 | 0 | - | - | - | - | - |
| Oliver Kyllington | 1 | 0 | 0 | 0 | 0 | - | - | - | - | - |
| Brett Kulak | 8 | 0 | 0 | 0 | 0 | - | - | - | - | - |
| Emile Poirier | 2 | 0 | 0 | 0 | 2 | - | - | - | - | - |
| Ladislav Smid | 22 | 0 | 0 | 0 | 6 | - | - | - | - | - |
| Joni Ortio (G) | 22 | 0 | 0 | 0 | 2 | - | - | - | - | - |
| BENCH | - | - | - | - | 14 | - | - | - | - | - |
| TRADED PLAYERS | | | | | | | | | | |
| Markus Granlund | 31 | 4 | 3 | 7 | 8 | - | - | - | - | - |
| Jiri Hudler | 53 | 10 | 25 | 35 | 17 | - | - | - | - | - |
| David Jones | 59 | 9 | 6 | 15 | 10 | - | - | - | - | - |
| Kris Russell | 51 | 4 | 11 | 15 | 8 | - | - | - | - | - |
| SHOOTOUT GAME WINNERS | - | 2 | - | - | - | - | - | - | - | - |
| PENALTY SHOT GOALS | - | 0 | - | - | - | - | - | - | - | - |
| TOTAL | 82 | 231 | 407 | 638 | 754 | - | - | - | - | - |

| GOALTENDER | GP | GAA | W | L | OTL | SOL | SO | GA | SA | SV% |
|------------------------|-----------|-------------|-----------|-----------|----------|----------|----------|------------|-------------|-------------|
| Karri Ramo | 37 | 2.63 | 17 | 18 | 1 | 0 | 1 | 94 | 1034 | .909 |
| Jonas Hiller | 26 | 3.51 | 9 | 11 | 0 | 1 | 1 | 79 | 654 | .879 |
| Joni Ortio | 22 | 2.76 | 7 | 9 | 3 | 2 | 1 | 55 | 564 | .902 |
| Niklas Backstrom | 4 | 3.35 | 2 | 2 | 0 | 0 | 0 | 13 | 109 | .881 |
| EMPTY NET GOALS | - | - | - | - | - | - | - | 16 | - | - |
| SHOOTOUT LOSSES | - | - | - | - | - | - | - | 3 | - | - |
| TOTAL | 82 | 3.10 | 35 | 40 | 4 | 3 | 3 | 260 | 2377 | .892 |

REGULAR SEASON

MOST POINTS:

Johnny Gaudreau, 78

MOST GOALS:

Johnny Gaudreau, 30

MOST ASSISTS:

Johnny Gaudreau, 48

MOST PENALTY MINUTES:

Brandon Bollig, 103

MOST WINS GOALIE:

Karri Ramo, 17

TROPHIES AND AWARDS

NHL FOUNDATION

PLAYER AWARD

Mark Giordano

RALPH T. SCURFIELD

HUMANITARIAN AWARD

Mark Giordano

J.R. MCCAIG

MEMORIAL AWARD

T.J. Brodie

ALL-STAR GAME

Mark Giordano

Johnny Gaudreau

2014-15

Flames advance to conference semi-finals |
Hartley wins Jack Adams and Hudler wins Lady Byng

| COACH | REGULAR SEASON | | | | | | | | | PLAYOFFS | | | | |
|-------------|----------------|----|----|-----|-----|-----|-----|-----|----|----------|---|----|----|--|
| | GP | W | L | OTL | SOL | PTS | GF | GA | GP | W | L | GF | GA | |
| Bob Hartley | 82 | 45 | 30 | 4 | 3 | 97 | 241 | 216 | 11 | 5 | 6 | 27 | 33 | |

Regular Season: 3rd Pacific Division, 16th overall. Playoffs: Western Conference Quarter-Finals — defeated Vancouver 4-2; Western Conference Semi-Finals — lost series to Anaheim 4-1

| PLAYER | REGULAR SEASON | | | | | PLAYOFFS | | | | |
|-----------------------|----------------|------------|------------|------------|------------|-----------|-----------|-----------|-----------|------------|
| | GP | G | A | PTS | PIM | GP | G | A | PTS | PIM |
| Jiri Hudler | 78 | 31 | 45 | 76 | 14 | 11 | 4 | 4 | 8 | 2 |
| Johnny Gaudreau | 80 | 24 | 40 | 64 | 14 | 11 | 4 | 5 | 9 | 6 |
| Sean Monahan | 81 | 31 | 31 | 62 | 12 | 11 | 3 | 3 | 6 | 2 |
| Dennis Wideman | 80 | 15 | 41 | 56 | 34 | 11 | 0 | 7 | 7 | 12 |
| Mark Giordano | 61 | 11 | 37 | 48 | 37 | 0 | 0 | 0 | 0 | 0 |
| T.J. Brodie | 81 | 11 | 30 | 41 | 30 | 11 | 1 | 4 | 5 | 0 |
| Lance Bouma | 78 | 16 | 18 | 34 | 54 | 2 | 0 | 0 | 0 | 2 |
| Kris Russell | 79 | 4 | 30 | 34 | 17 | 11 | 2 | 5 | 7 | 7 |
| David Jones | 67 | 14 | 16 | 30 | 18 | 11 | 2 | 3 | 5 | 2 |
| Joe Colborne | 64 | 8 | 20 | 28 | 43 | 11 | 1 | 2 | 3 | 20 |
| Mikael Backlund | 52 | 10 | 17 | 27 | 14 | 11 | 1 | 1 | 2 | 8 |
| Josh Jooris | 60 | 12 | 12 | 24 | 16 | 9 | 0 | 0 | 0 | 4 |
| Mason Raymond | 57 | 12 | 11 | 23 | 8 | 8 | 0 | 2 | 2 | 0 |
| Paul Byron | 57 | 6 | 13 | 19 | 8 | - | - | - | - | - |
| Markus Granlund | 48 | 8 | 10 | 18 | 16 | 3 | 0 | 1 | 1 | 0 |
| Matt Stajan | 59 | 7 | 10 | 17 | 28 | 11 | 1 | 3 | 4 | 21 |
| Deryk Engelland | 76 | 2 | 9 | 11 | 53 | 11 | 0 | 1 | 1 | 50 |
| Micheal Ferland | 26 | 2 | 3 | 5 | 16 | 9 | 3 | 2 | 5 | 23 |
| Brandon Bollig | 62 | 1 | 4 | 5 | 88 | 11 | 2 | 0 | 2 | 38 |
| Raphael Diaz | 56 | 2 | 2 | 4 | 10 | 3 | 0 | 0 | 0 | 0 |
| Drew Shore | 11 | 1 | 2 | 3 | 0 | 1 | 0 | 0 | 0 | 2 |
| Emile Poirier | 6 | 0 | 1 | 1 | 0 | 0 | 0 | 0 | 0 | 0 |
| Ladislav Smid | 31 | 0 | 1 | 1 | 13 | 0 | 0 | 0 | 0 | 0 |
| Sam Bennett | 1 | 0 | 1 | 1 | 0 | 11 | 3 | 1 | 4 | 8 |
| Corey Potter | 6 | 0 | 0 | 0 | 0 | 2 | 0 | 0 | 0 | 0 |
| David Schlemko | 19 | 0 | 0 | 0 | 8 | 11 | 0 | 1 | 1 | 2 |
| Max Reinhart | 4 | 0 | 0 | 0 | 0 | 0 | 0 | 0 | 0 | 0 |
| Brett Kulak | 1 | 0 | 0 | 0 | 2 | 0 | 0 | 0 | 0 | 0 |
| John Ramage | 1 | 0 | 0 | 0 | 0 | 0 | 0 | 0 | 0 | 0 |
| Brian McGrattan | 8 | 0 | 0 | 0 | 4 | 0 | 0 | 0 | 0 | 0 |
| David Wolf | 3 | 0 | 0 | 0 | 2 | 1 | 0 | 0 | 0 | 0 |
| Devin Setoguchi | 12 | 0 | 0 | 0 | 4 | 0 | 0 | 0 | 0 | 0 |
| Corban Knight | 2 | 0 | 0 | 0 | 0 | - | - | - | - | - |
| Tyler Wotherspoon | 1 | 0 | 0 | 0 | 0 | 6 | 0 | 0 | 0 | 0 |
| BENCH | - | - | - | - | 18 | - | - | - | - | - |
| TRADED PLAYERS | | | | | | | | | | |
| Curtis Glencross | 53 | 9 | 19 | 28 | 39 | - | - | - | - | - |
| Sven Baertschi | 15 | 0 | 4 | 4 | 6 | - | - | - | - | - |
| SHOOTOUT GAME WINNERS | - | 4 | - | - | - | - | - | - | - | - |
| PENALTY SHOT GOALS | - | 0 | - | - | - | - | - | - | - | - |
| TOTAL | 82 | 241 | 427 | 668 | 608 | 11 | 27 | 45 | 72 | 209 |

| GOALTENDER | GP | GAA | W | L | OTL | SOL | SO | GA | SA | SV% |
|-----------------|-----------|-------------|-----------|-----------|----------|----------|----------|------------|-------------|-------------|
| Jonas Hiller | 52 | 2.36 | 26 | 19 | 4 | 2 | 1 | 113 | 1376 | .918 |
| PLAYOFFS | 7 | 2.61 | 3 | 3 | 0 | - | 0 | 14 | 173 | .919 |
| Karri Ramo | 34 | 2.60 | 15 | 9 | 3 | 1 | 2 | 75 | 852 | .912 |
| PLAYOFFS | 7 | 2.86 | 2 | 3 | 0 | - | 0 | 16 | 171 | .906 |
| Joni Ortio | 6 | 2.52 | 4 | 2 | 0 | 0 | 1 | 14 | 153 | .908 |
| PLAYOFFS | - | - | - | - | - | - | - | - | - | - |
| EMPTY NET GOALS | - | - | - | - | - | - | - | 11 | - | - |
| SHOOTOUT LOSSES | - | - | - | - | - | - | - | 3 | - | - |
| TOTAL | 82 | 2.56 | 45 | 30 | 7 | 3 | 4 | 213 | 2381 | .911 |
| PLAYOFFS | 14 | 2.74 | 5 | 6 | 0 | - | 0 | 30 | 344 | .913 |

REGULAR SEASON

MOST POINTS:

Jiri Hudler, 76

MOST GOALS:

Jiri Hudler, 31
Sean Monahan, 31

MOST ASSISTS:

Jiri Hudler, 45

MOST PENALTY MINUTES:

Brandon Bollig, 88

MOST WINS GOALIE:

Jonas Hiller, 26

PLAYOFFS

MOST POINTS:

Johnny Gaudreau, 9

MOST GOALS:

Johnny Gaudreau, 4
Jiri Hudler, 4

MOST ASSISTS:

Dennis Wideman, 7

MOST PENALTY MINUTES:

Deryk Engelland, 50

MOST WINS GOALIE:

Jonas Hiller, 3

TROPHIES AND AWARDS

JACK ADAMS

Bob Hartley

LADY BYNG

Jiri Hudler

RALPH T. SCURFIELD HUMANITARIAN AWARD

Joe Colborne

J.R. MCCAIG

MEMORIAL AWARD

Kris Russell

ALL-STAR GAME

Mark Giordano
Johnny Gaudreau

2013-14

Sean Monahan scores 22 goals to pass Iginla's rookie mark of 21 in 1996

| COACH | REGULAR SEASON | | | | | | | | PLAYOFFS | | | | |
|-------------|----------------|----|----|-----|-----|-----|-----|-----|----------|---|---|----|----|
| | GP | W | L | OTL | SOL | PTS | GF | GA | GP | W | L | GF | GA |
| Bob Hartley | 82 | 35 | 40 | 4 | 3 | 77 | 209 | 241 | - | - | - | - | - |

Regular Season: 6th Pacific Division, 27th overall.

| PLAYER | REGULAR SEASON | | | | | PLAYOFFS | | | | |
|------------------------------|----------------|------------|------------|------------|----------|----------|----------|----------|----------|----------|
| | GP | G | A | PTS | PIM | GP | G | A | PTS | PIM |
| Jiri Hudler | 75 | 17 | 37 | 54 | 16 | - | - | - | - | - |
| Mark Giordano | 64 | 13 | 33 | 47 | 63 | - | - | - | - | - |
| Michael Cammalleri | 63 | 26 | 19 | 45 | 26 | - | - | - | - | - |
| Mikael Backlund | 76 | 18 | 21 | 39 | 32 | - | - | - | - | - |
| Sean Monahan | 75 | 22 | 12 | 34 | 8 | - | - | - | - | - |
| Matt Stajan | 63 | 14 | 19 | 33 | 42 | - | - | - | - | - |
| T.J. Brodie | 81 | 4 | 27 | 31 | 20 | - | - | - | - | - |
| Kris Russell | 68 | 7 | 22 | 29 | 15 | - | - | - | - | - |
| Joe Colborne | 80 | 10 | 18 | 28 | 34 | - | - | - | - | - |
| Curtis Glencross | 38 | 12 | 12 | 24 | 12 | - | - | - | - | - |
| Paul Byron | 47 | 7 | 14 | 21 | 27 | - | - | - | - | - |
| Dennis Wideman | 46 | 4 | 17 | 21 | 18 | - | - | - | - | - |
| David Jones | 48 | 9 | 8 | 17 | 10 | - | - | - | - | - |
| T.J. Galiardi | 62 | 4 | 13 | 17 | 21 | - | - | - | - | - |
| Chris Butler | 82 | 2 | 14 | 16 | 39 | - | - | - | - | - |
| Lance Bouma | 78 | 5 | 10 | 15 | 41 | - | - | - | - | - |
| Sven Baertschi | 26 | 2 | 9 | 11 | 6 | - | - | - | - | - |
| Brian McGrattan | 76 | 4 | 4 | 8 | 100 | - | - | - | - | - |
| Ladislav Smid | CGY | 56 | 1 | 5 | 6 | 62 | - | - | - | - |
| | EDM | 17 | 1 | 1 | 2 | 16 | - | - | - | - |
| | TOTAL | 73 | 2 | 6 | 8 | 78 | - | - | - | - |
| Kevin Westgarth | CGY | 36 | 4 | 3 | 7 | 64 | - | - | - | - |
| | CAR | 12 | 0 | 0 | 0 | 4 | - | - | - | - |
| | TOTAL | 48 | 4 | 3 | 7 | 68 | - | - | - | - |
| Tyler Wotherspoon | 14 | 0 | 4 | 4 | 4 | - | - | - | - | - |
| Markus Granlund | 7 | 2 | 1 | 3 | 0 | - | - | - | - | - |
| Shane O'Brien | 45 | 0 | 3 | 3 | 58 | - | - | - | - | - |
| Chad Billins | 10 | 0 | 3 | 3 | 0 | - | - | - | - | - |
| Blair Jones | 14 | 2 | 0 | 2 | 21 | - | - | - | - | - |
| Kenny Agostino | 8 | 1 | 1 | 2 | 0 | - | - | - | - | - |
| Ben Hanowski | 11 | 0 | 2 | 2 | 2 | - | - | - | - | - |
| Chris Breen | 9 | 0 | 2 | 2 | 5 | - | - | - | - | - |
| Max Reinhart | 8 | 0 | 2 | 2 | 2 | - | - | - | - | - |
| Lane MacDermid | CGY | 1 | 0 | 0 | 0 | 7 | - | - | - | - |
| | DAL | 6 | 0 | 2 | 2 | 5 | - | - | - | - |
| | TOTAL | 7 | 0 | 2 | 2 | 12 | - | - | - | - |
| Corban Knight | 7 | 1 | 0 | 1 | 0 | - | - | - | - | - |
| Johnny Gaudreau | 1 | 1 | 0 | 1 | 0 | - | - | - | - | - |
| Derek Smith | 14 | 0 | 1 | 1 | 2 | - | - | - | - | - |
| Ben Street | 13 | 0 | 1 | 1 | 4 | - | - | - | - | - |
| Bryce Van Brabant | 6 | 0 | 0 | 0 | 2 | - | - | - | - | - |
| Mark Cundari | 4 | 0 | 0 | 0 | 0 | - | - | - | - | - |
| Bill Arnold | 1 | 0 | 0 | 0 | 0 | - | - | - | - | - |
| Joni Ortio (G) | 9 | 0 | 2 | 2 | 0 | - | - | - | - | - |
| Karri Ramo (G) | 40 | 0 | 1 | 1 | 10 | - | - | - | - | - |
| Joey MacDonald (G) | 11 | 0 | 0 | 0 | 2 | - | - | - | - | - |
| TRADED PLAYERS | | | | | | | | | | |
| Lee Stempniak | 52 | 8 | 15 | 23 | 28 | - | - | - | - | - |
| Tim Jackman | 10 | 1 | 0 | 1 | 41 | - | - | - | - | - |
| SHOOTOUT GAME WINNERS | - | 7 | - | - | - | - | - | - | - | - |
| PENALTY SHOT GOALS | - | 1 | - | - | - | - | - | - | - | - |
| TOTAL | 82 | 209 | 355 | 564 | - | - | - | - | - | - |

| GOALTENDER | GP | GAA | W | L | OTL | SOL | SO | GA | SA | SV% |
|------------------------|-----------|-------------|-----------|-----------|----------|----------|----------|------------|-------------|-------------|
| Karri Ramo | 40 | 2.65 | 17 | 15 | 1 | 3 | 2 | 97 | 1091 | .911 |
| Reto Berra | 29 | 2.95 | 9 | 17 | 2 | 0 | 0 | 81 | 788 | .897 |
| Joey MacDonald | 11 | 2.90 | 5 | 4 | 1 | 0 | 0 | 29 | 264 | .890 |
| Joni Ortio | 9 | 2.51 | 4 | 4 | 0 | 0 | 0 | 21 | 193 | .891 |
| EMPTY NET GOALS | - | - | - | - | - | - | - | 10 | - | - |
| SHOOTOUT LOSSES | - | - | - | - | - | - | - | 3 | - | - |
| TOTAL | 82 | 2.77 | 35 | 40 | 4 | 3 | 2 | 241 | 2336 | .902 |

REGULAR SEASON

MOST POINTS:

Jiri Hudler, 54

MOST GOALS:

Michael Cammalleri, 26

MOST ASSISTS:

Jiri Hudler, 37

MOST PENALTY MINUTES:

Brian McGrattan, 100

MOST WINS GOALIE:

Karri Ramo, 17

TROPHIES AND AWARDS

RALPH T. SCURFIELD HUMANITARIAN AWARD

Mikael Backlund

J.R. MCCAIG MEMORIAL AWARD

Matt Stajan

2012-13

Kiprusoff retires as the Flames' winningest goalie in franchise history

| COACH | REGULAR SEASON | | | | | | | | | PLAYOFFS | | | | |
|-------------|----------------|----|----|-----|-----|-----|-----|-----|----|----------|---|----|----|--|
| | GP | W | L | OTL | SOL | PTS | GF | GA | GP | W | L | GF | GA | |
| Bob Hartley | 48 | 19 | 25 | 1 | 3 | 42 | 128 | 160 | - | - | - | - | - | |

Regular Season: 4th Northwest Division, 25th overall.

| PLAYER | REGULAR SEASON | | | | | PLAYOFFS | | | | |
|------------------------------|----------------|------------|------------|------------|------------|----------|---|---|-----|-----|
| | GP | G | A | PTS | PIM | GP | G | A | PTS | PIM |
| Michael Cammalleri | 44 | 13 | 19 | 32 | 25 | - | - | - | - | - |
| Lee Stempniak | 47 | 9 | 23 | 32 | 12 | - | - | - | - | - |
| Alex Tanguay | 40 | 11 | 16 | 27 | 22 | - | - | - | - | - |
| Jiri Hudler | 42 | 10 | 17 | 27 | 22 | - | - | - | - | - |
| Curtis Glencross | 40 | 15 | 11 | 26 | 18 | - | - | - | - | - |
| Matt Stajan | 43 | 5 | 18 | 23 | 26 | - | - | - | - | - |
| Dennis Wideman | 46 | 6 | 16 | 22 | 12 | - | - | - | - | - |
| Roman Cervenka | 39 | 9 | 8 | 17 | 14 | - | - | - | - | - |
| Mikael Backlund | 32 | 8 | 8 | 16 | 29 | - | - | - | - | - |
| Mark Giordano | 47 | 4 | 11 | 15 | 40 | - | - | - | - | - |
| T.J. Brodie | 47 | 2 | 12 | 14 | 8 | - | - | - | - | - |
| Sven Baertschi | 20 | 3 | 7 | 10 | 6 | - | - | - | - | - |
| Steve Begin | 36 | 4 | 4 | 8 | 22 | - | - | - | - | - |
| Chris Butler | 44 | 1 | 7 | 8 | 19 | - | - | - | - | - |
| Roman Horak | 20 | 2 | 5 | 7 | 2 | - | - | - | - | - |
| Tim Jackman | 42 | 1 | 4 | 5 | 76 | - | - | - | - | - |
| Brian McGrattan | CGY 19 | 3 | 0 | 3 | 49 | - | - | - | - | - |
| | NSH 2 | 0 | 0 | 0 | 0 | - | - | - | - | - |
| | TOTAL 21 | 3 | 0 | 3 | 49 | - | - | - | - | - |
| Mark Cundari | 4 | 1 | 2 | 3 | 2 | - | - | - | - | - |
| Maxwell Reinhart | 11 | 1 | 2 | 3 | 4 | - | - | - | - | - |
| Cory Sarich | 28 | 0 | 2 | 2 | 16 | - | - | - | - | - |
| Ben Hanowski | 5 | 1 | 0 | 1 | 0 | - | - | - | - | - |
| Brett Carson | 10 | 0 | 1 | 1 | 0 | - | - | - | - | - |
| Blair Jones | 15 | 0 | 1 | 1 | 10 | - | - | - | - | - |
| Ben Street | 6 | 0 | 1 | 1 | 0 | - | - | - | - | - |
| Derek Smith | 22 | 0 | 1 | 1 | 10 | - | - | - | - | - |
| Paul Byron | 4 | 0 | 1 | 1 | 2 | - | - | - | - | - |
| Anton Babchuk | 7 | 0 | 1 | 1 | 0 | - | - | - | - | - |
| Carter Bancks | 2 | 0 | 0 | 0 | 0 | - | - | - | - | - |
| Akim Aliu | 5 | 0 | 0 | 0 | 14 | - | - | - | - | - |
| TRADED PLAYERS | | | | | | | | | | |
| Jay Bouwmeester | 33 | 6 | 9 | 15 | 16 | - | - | - | - | - |
| Blake Comeau | 33 | 4 | 3 | 7 | 14 | - | - | - | - | - |
| Jarome Iginla | 31 | 9 | 13 | 22 | 22 | - | - | - | - | - |
| SHOOTOUT GAME WINNERS | - | 0 | - | - | - | - | - | - | - | - |
| PENALTY SHOT GOALS | - | 0 | - | - | - | - | - | - | - | - |
| TOTAL | 48 | 128 | 223 | 351 | 512 | - | - | - | - | - |

| GOALTENDER | GP | MP | GAA | W | L | OTL | SOL | SO | GA | SA | SV% |
|------------------------|-----------|-------------|-------------|-----------|-----------|----------|----------|----------|------------|-------------|-------------|
| Joey MacDonald | 21 | 1148 | 2.87 | 8 | 9 | 1 | 1 | 0 | 55 | 562 | .902 |
| Miikka Kiprusoff | 24 | 1344 | 3.44 | 8 | 14 | 0 | 1 | 0 | 77 | 650 | .882 |
| Leland Irving | 6 | 270 | 3.33 | 2 | 1 | 0 | 1 | 0 | 15 | 128 | .883 |
| Danny Taylor | 2 | 120 | 3.00 | 1 | 1 | 0 | 0 | 0 | 6 | 68 | .912 |
| EMPTY NET GOALS | - | - | - | - | - | - | - | - | 4 | - | - |
| SHOOTOUT LOSSES | - | - | - | - | - | - | - | - | 3 | - | - |
| TOTAL | 48 | 2901 | 3.25 | 19 | 25 | 1 | 3 | 0 | 160 | 1412 | .889 |

REGULAR SEASON

MOST POINTS:

Michael Cammalleri, 32
Lee Stempniak, 32

MOST GOALS:

Curtis Glencross, 15

MOST ASSISTS:

Lee Stempniak, 23

MOST PENALTY MINUTES:

Tim Jackman, 76

MOST WINS GOALIE:

Joey MacDonald, 8
Miikka Kiprusoff, 8

TROPHIES AND AWARDS

**RALPH T. SCURFIELD
HUMANITARIAN AWARD**
Matt Stajan

**J.R. MCCAIG
MEMORIAL AWARD**
Lee Stempniak

2011-12

2nd in NW Division | Iginla scores 500th goal | Kiprusoff 300th win

| COACH | REGULAR SEASON | | | | | | | | | PLAYOFFS | | | | |
|--------------|----------------|----|----|-----|-----|-----|-----|-----|----|----------|---|----|----|--|
| | GP | W | L | OTL | SOL | PTS | GF | GA | GP | W | L | GF | GA | |
| Brent Sutter | 82 | 37 | 29 | 7 | 9 | 90 | 202 | 226 | - | - | - | - | - | |

Regular Season: 2nd Northwest Division, 17th overall.

| PLAYER | REGULAR SEASON | | | | | | PLAYOFFS | | | | |
|------------------------------|----------------|------------|------------|------------|------------|----|----------|---|-----|-----|--|
| | GP | G | A | PTS | PIM | GP | G | A | PTS | PIM | |
| Jarome Iginla | 82 | 32 | 35 | 67 | 43 | - | - | - | - | - | |
| Olli Jokinen | 82 | 23 | 38 | 61 | 54 | - | - | - | - | - | |
| Alex Tanguay | 64 | 13 | 36 | 49 | 28 | - | - | - | - | - | |
| Curtis Glencross | 67 | 26 | 22 | 48 | 62 | - | - | - | - | - | |
| Michael Cammalleri | CGY 28 | 11 | 8 | 19 | 16 | - | - | - | - | - | |
| | MTL 38 | 9 | 13 | 22 | 10 | - | - | - | - | - | |
| | TOTAL 66 | 20 | 21 | 41 | 26 | - | - | - | - | - | |
| Jay Bouwmeester | 82 | 5 | 24 | 29 | 26 | - | - | - | - | - | |
| Lee Stempniak | 61 | 14 | 14 | 28 | 16 | - | - | - | - | - | |
| Mark Giordano | 61 | 9 | 18 | 27 | 75 | - | - | - | - | - | |
| Matt Stajan | 61 | 8 | 10 | 18 | 29 | - | - | - | - | - | |
| Blake Comeau | CGY 58 | 5 | 10 | 15 | 24 | - | - | - | - | - | |
| | NYI 16 | 0 | 0 | 0 | 6 | - | - | - | - | - | |
| | TOTAL 74 | 5 | 10 | 15 | 30 | - | - | - | - | - | |
| Chris Butler | 68 | 2 | 13 | 15 | 34 | - | - | - | - | - | |
| T.J. Brodie | 54 | 2 | 12 | 14 | 14 | - | - | - | - | - | |
| Tom Kostopoulos | 81 | 4 | 8 | 12 | 57 | - | - | - | - | - | |
| Scott Hannan | 78 | 2 | 10 | 12 | 38 | - | - | - | - | - | |
| Mikael Backlund | 41 | 4 | 7 | 11 | 16 | - | - | - | - | - | |
| Roman Horak | 61 | 3 | 8 | 11 | 14 | - | - | - | - | - | |
| Derek Smith | 47 | 2 | 9 | 11 | 12 | - | - | - | - | - | |
| Anton Babchuk | 32 | 2 | 8 | 10 | 6 | - | - | - | - | - | |
| David Moss | 32 | 2 | 7 | 9 | 12 | - | - | - | - | - | |
| Blair Jones | CGY 21 | 1 | 3 | 4 | 8 | - | - | - | - | - | |
| | TBL 22 | 2 | 2 | 4 | 10 | - | - | - | - | - | |
| | TOTAL 43 | 3 | 5 | 8 | 18 | - | - | - | - | - | |
| Cory Sarich | 62 | 1 | 6 | 7 | 66 | - | - | - | - | - | |
| Tim Jackman | 75 | 1 | 6 | 7 | 94 | - | - | - | - | - | |
| Paul Byron | 22 | 3 | 2 | 5 | 2 | - | - | - | - | - | |
| Sven Baertschi | 5 | 3 | 0 | 3 | 4 | - | - | - | - | - | |
| Akim Aliu | 2 | 2 | 1 | 3 | 12 | - | - | - | - | - | |
| Lance Bouma | 27 | 1 | 2 | 3 | 11 | - | - | - | - | - | |
| Krys Kolanos | 13 | 0 | 1 | 1 | 2 | - | - | - | - | - | |
| Raitis Ivanans | 1 | 0 | 0 | 0 | 0 | - | - | - | - | - | |
| Brett Carson | 2 | 0 | 0 | 0 | 0 | - | - | - | - | - | |
| Greg Nemisz | 9 | 0 | 0 | 0 | 0 | - | - | - | - | - | |
| BENCH | - | - | - | - | 20 | - | - | - | - | - | |
| TRADED PLAYERS | | | | | | | | | | | |
| Rene Bourque | 38 | 13 | 3 | 16 | 41 | - | - | - | - | - | |
| Brendan Morrison | 28 | 4 | 7 | 11 | 6 | - | - | - | - | - | |
| Niklas Hagman | 8 | 1 | 3 | 4 | 2 | - | - | - | - | - | |
| SHOOTOUT GAME WINNERS | - | 3 | - | - | - | - | - | - | - | - | |
| PENALTY SHOT GOALS | - | 2 | - | - | - | - | - | - | - | - | |
| TOTAL | 82 | 202 | 324 | 526 | 885 | - | - | - | - | - | |

| GOALTENDER | GP | MP | GAA | W | L | OTL | SOL | SO | GA | SA | SV% |
|------------------------|-----------|-------------|-------------|-----------|-----------|----------|----------|----------|------------|-------------|-------------|
| Miikka Kiprusoff | 70 | 4128 | 2.35 | 35 | 22 | 3 | 8 | 4 | 162 | 2040 | .921 |
| Henrik Karlsson | 9 | 454 | 3.17 | 1 | 4 | 2 | 0 | 0 | 24 | 239 | .900 |
| Leland Irving | 7 | 394 | 3.20 | 1 | 3 | 2 | 1 | 0 | 21 | 239 | .912 |
| EMPTY NET GOALS | - | - | - | - | - | - | - | - | 10 | - | - |
| SHOOTOUT LOSSES | - | - | - | - | - | - | - | - | 9 | - | - |
| TOTAL | 82 | 5008 | 2.60 | 37 | 29 | 7 | 9 | 4 | 226 | 2528 | .914 |

REGULAR SEASON

MOST POINTS:

Jarome Iginla, 67

MOST GOALS:

Jarome Iginla, 32

MOST ASSISTS:

Olli Jokinen, 38

MOST PENALTY MINUTES:

Tim Jackman, 94

MOST WINS GOALIE:

Miikka Kiprusoff, 35

TROPHIES AND AWARDS

RALPH T. SCURFIELD HUMANITARIAN AWARD

Curtis Glencross

J.R. MCCAIG MEMORIAL AWARD

Mark Giordano

ALL-STAR GAME

Jarome Iginla

2010-11

Flames hit 40-win mark for 7th consecutive season | Iginla reaches the 1,000 point mark

| COACH | REGULAR SEASON | | | | | | | | | PLAYOFFS | | | | |
|--------------|----------------|----|----|-----|-----|-----|-----|-----|----|----------|---|----|----|--|
| | GP | W | L | OTL | SOL | PTS | GF | GA | GP | W | L | GF | GA | |
| Brent Sutter | 82 | 41 | 29 | 5 | 7 | 94 | 250 | 237 | - | - | - | - | - | |

Regular Season: 2nd Northwest Division, 17th overall.

| PLAYER | | REGULAR SEASON | | | | | PLAYOFFS | | | | |
|------------------------------|-------|----------------|------------|------------|------------|------------|----------|---|---|-----|-----|
| | | GP | G | A | PTS | PIM | GP | G | A | PTS | PIM |
| Jarome Iginla | | 82 | 43 | 43 | 86 | 40 | - | - | - | - | - |
| Alex Tanguay | | 79 | 22 | 47 | 69 | 24 | - | - | - | - | - |
| Olli Jokinen | | 79 | 17 | 37 | 54 | 44 | - | - | - | - | - |
| Rene Bourque | | 80 | 27 | 23 | 50 | 42 | - | - | - | - | - |
| Curtis Glencross | | 79 | 24 | 19 | 43 | 59 | - | - | - | - | - |
| Brendan Morrison | | 66 | 9 | 34 | 43 | 16 | - | - | - | - | - |
| Mark Giordano | | 82 | 8 | 35 | 43 | 67 | - | - | - | - | - |
| Anton Babchuk | CGY | 65 | 8 | 19 | 27 | 20 | - | - | - | - | - |
| | CAR | 17 | 3 | 5 | 8 | 12 | - | - | - | - | - |
| | TOTAL | 82 | 11 | 24 | 35 | 32 | - | - | - | - | - |
| Matt Stajan | | 76 | 6 | 25 | 31 | 32 | - | - | - | - | - |
| David Moss | | 58 | 17 | 13 | 30 | 18 | - | - | - | - | - |
| Niklas Hagman | | 71 | 11 | 16 | 27 | 24 | - | - | - | - | - |
| Mikael Backlund | | 73 | 10 | 15 | 25 | 18 | - | - | - | - | - |
| Jay Bouwmeester | | 82 | 4 | 20 | 24 | 44 | - | - | - | - | - |
| Tim Jackman | | 82 | 10 | 13 | 23 | 86 | - | - | - | - | - |
| Tom Kostopoulos | CGY | 59 | 7 | 7 | 14 | 44 | - | - | - | - | - |
| | CAR | 17 | 1 | 3 | 4 | 30 | - | - | - | - | - |
| | TOTAL | 76 | 8 | 10 | 18 | 74 | - | - | - | - | - |
| Cory Sarich | | 76 | 4 | 13 | 17 | 75 | - | - | - | - | - |
| Robyn Regehr | | 79 | 2 | 15 | 17 | 58 | - | - | - | - | - |
| Freddy Modin | CGY | 4 | 0 | 0 | 0 | 2 | - | - | - | - | - |
| | ATL | 36 | 7 | 3 | 10 | 12 | - | - | - | - | - |
| | TOTAL | 40 | 7 | 3 | 10 | 12 | - | - | - | - | - |
| Steve Staios | | 39 | 3 | 7 | 10 | 24 | - | - | - | - | - |
| Adam Parry | | 30 | 1 | 6 | 7 | 24 | - | - | - | - | - |
| Ales Kotalik | | 26 | 4 | 2 | 6 | 8 | - | - | - | - | - |
| Craig Conroy | | 18 | 2 | 0 | 2 | 8 | - | - | - | - | - |
| Stefan Meyer | | 16 | 0 | 2 | 2 | 17 | - | - | - | - | - |
| Brendan Mikkelsen | CGY | 19 | 0 | 1 | 1 | 2 | - | - | - | - | - |
| | ANA | 5 | 0 | 1 | 1 | 7 | - | - | - | - | - |
| | TOTAL | 24 | 0 | 2 | 2 | 9 | - | - | - | - | - |
| Lance Bouma | | 16 | 0 | 1 | 1 | 2 | - | - | - | - | - |
| Greg Nemisz | | 6 | 0 | 1 | 1 | 0 | - | - | - | - | - |
| Daymond Langkow | | 4 | 0 | 1 | 1 | 0 | - | - | - | - | - |
| Brett Carson | CGY | 6 | 0 | 0 | 0 | 0 | - | - | - | - | - |
| | CAR | 13 | 0 | 0 | 0 | 4 | - | - | - | - | - |
| | TOTAL | 19 | 0 | 0 | 0 | 4 | - | - | - | - | - |
| T.J. Brodie | | 3 | 0 | 0 | 0 | 2 | - | - | - | - | - |
| Raitis Ivanans | | 1 | 0 | 0 | 0 | 5 | - | - | - | - | - |
| BENCH | | - | - | - | - | 18 | - | - | - | - | - |
| TRADED PLAYERS | | | | | | | | | | | |
| Brett Sutter | | 4 | 0 | 1 | 1 | 5 | - | - | - | - | - |
| Ian White | | 16 | 2 | 4 | 6 | 6 | - | - | - | - | - |
| SHOOTOUT GAME WINNERS | | | | | | | | | | | |
| PENALTY SHOT GOALS | | | | | | | | | | | |
| TOTAL | | 82 | 250 | 415 | 665 | 836 | - | - | - | - | - |

| GOALTENDER | GP | MP | GAA | W | L | OTL | SOL | SO | GA | SA | SV% |
|------------------------|-----------|-------------|-------------|-----------|-----------|----------|----------|----------|------------|-------------|-------------|
| Miikka Kiprusoff | 71 | 4155:39 | 2.63 | 37 | 24 | 2 | 4 | 6 | 182 | 1935 | .906 |
| Henrik Karlsson | 17 | 837:33 | 2.58 | 4 | 5 | 3 | 3 | 0 | 36 | 391 | .908 |
| EMPTY NET GOALS | - | - | - | - | - | - | - | - | 12 | - | - |
| SHOOTOUT LOSSES | - | - | - | - | - | - | - | - | 7 | - | - |
| TOTAL | 82 | 5019 | 2.75 | 41 | 29 | 5 | 7 | 6 | 237 | 2326 | .902 |

REGULAR SEASON

MOST POINTS:

Jarome Iginla, 86

MOST GOALS:

Jarome Iginla, 43

MOST ASSISTS:

Alex Tanguay, 47

MOST PENALTY MINUTES:

Tim Jackman, 86

MOST WINS GOALIE:

Miikka Kiprusoff, 37

TROPHIES AND AWARDS

RALPH T. SCURFIELD HUMANITARIAN AWARD

Cory Sarich

J.R. MCCAIG MEMORIAL AWARD

Tim Jackman

MOLSON CUP

Jarome Iginla

2009-10

Flames break 40-win mark for 6th consecutive season

| COACH | REGULAR SEASON | | | | | | | | | PLAYOFFS | | | | |
|--------------|----------------|----|----|-----|-----|-----|-----|-----|----|----------|---|----|----|--|
| | GP | W | L | OTL | SOL | PTS | GF | GA | GP | W | L | GF | GA | |
| Brent Sutter | 82 | 40 | 32 | 3 | 7 | 90 | 204 | 210 | - | - | - | - | - | |

Regular Season: 3rd Northwest Division, 16th overall.

| PLAYER | REGULAR SEASON | | | | | PLAYOFFS | | | | |
|------------------------------|----------------|------------|------------|------------|-------------|----------|---|---|-----|-----|
| | GP | G | A | PTS | PIM | GP | G | A | PTS | PIM |
| Jarome Iginla | 82 | 32 | 37 | 69 | 58 | - | - | - | - | - |
| Rene Bourque | 73 | 27 | 31 | 58 | 88 | - | - | - | - | - |
| Matt Stajan | TOR 55 | 16 | 25 | 41 | 30 | - | - | - | - | - |
| | CGY 27 | 3 | 13 | 16 | 2 | - | - | - | - | - |
| | TOTAL 82 | 19 | 38 | 57 | 32 | - | - | - | - | - |
| Niklas Hagman | TOR 55 | 20 | 13 | 33 | 23 | - | - | - | - | - |
| | CGY 27 | 5 | 6 | 11 | 2 | - | - | - | - | - |
| | TOTAL 82 | 25 | 19 | 44 | 25 | - | - | - | - | - |
| Ian White | TOR 56 | 9 | 17 | 26 | 39 | - | - | - | - | - |
| | CGY 27 | 4 | 8 | 12 | 12 | - | - | - | - | - |
| | TOTAL 83 | 13 | 25 | 38 | 51 | - | - | - | - | - |
| Daymond Langkow | 72 | 14 | 23 | 37 | 30 | - | - | - | - | - |
| Curtis Glencross | 67 | 15 | 18 | 33 | 58 | - | - | - | - | - |
| Nigel Dawes | 66 | 14 | 18 | 32 | 18 | - | - | - | - | - |
| Mark Giordano | 82 | 11 | 19 | 30 | 81 | - | - | - | - | - |
| Jay Bouwmeester | 82 | 3 | 26 | 29 | 48 | - | - | - | - | - |
| Ales Kotalik | NYR 45 | 8 | 14 | 22 | 38 | - | - | - | - | - |
| | CGY 26 | 3 | 2 | 5 | 29 | - | - | - | - | - |
| | TOTAL 71 | 11 | 16 | 27 | 67 | - | - | - | - | - |
| Eric Nystrom | 82 | 11 | 8 | 19 | 54 | - | - | - | - | - |
| David Moss | 64 | 8 | 9 | 17 | 20 | - | - | - | - | - |
| Christopher Higgins | NYR 55 | 6 | 8 | 14 | 32 | - | - | - | - | - |
| | CGY 12 | 2 | 1 | 3 | 0 | - | - | - | - | - |
| | TOTAL 67 | 8 | 9 | 17 | 32 | - | - | - | - | - |
| Robyn Regehr | 81 | 2 | 15 | 17 | 80 | - | - | - | - | - |
| Craig Conroy | 63 | 3 | 12 | 15 | 25 | - | - | - | - | - |
| Jamal Mayers | TOR 44 | 2 | 6 | 8 | 78 | - | - | - | - | - |
| | CGY 27 | 1 | 5 | 6 | 53 | - | - | - | - | - |
| | TOTAL 71 | 3 | 11 | 14 | 131 | - | - | - | - | - |
| Mikael Backlund | 23 | 1 | 9 | 10 | 6 | - | - | - | - | - |
| Steve Staios | EDM 40 | 0 | 7 | 7 | 59 | - | - | - | - | - |
| | CGY 18 | 1 | 2 | 3 | 16 | - | - | - | - | - |
| | TOTAL 58 | 1 | 9 | 10 | 75 | - | - | - | - | - |
| Adam Pardy | 57 | 2 | 7 | 9 | 48 | - | - | - | - | - |
| Cory Sarich | 57 | 1 | 5 | 6 | 58 | - | - | - | - | - |
| Brian McGrattan | 34 | 1 | 3 | 4 | 86 | - | - | - | - | - |
| Staffan Kronwall | 11 | 1 | 2 | 3 | 2 | - | - | - | - | - |
| Jason Jaffray | 3 | 0 | 0 | 0 | 0 | - | - | - | - | - |
| Brett Sutter | 10 | 0 | 0 | 0 | 5 | - | - | - | - | - |
| BENCH | - | - | - | - | 14 | - | - | - | - | - |
| TRADED PLAYERS | | | | | | | | | | |
| Olli Jokinen | 56 | 11 | 24 | 35 | 53 | - | - | - | - | - |
| Dion Phaneuf | 55 | 10 | 12 | 22 | 49 | - | - | - | - | - |
| Dustin Boyd | 60 | 8 | 11 | 19 | 15 | - | - | - | - | - |
| Jamie Lundmark | 21 | 4 | 5 | 9 | 4 | - | - | - | - | - |
| Fredrik Sjostrom | 46 | 1 | 5 | 6 | 8 | - | - | - | - | - |
| Brandon Prust | 43 | 1 | 4 | 5 | 98 | - | - | - | - | - |
| Aaron Johnson | 22 | 1 | 2 | 3 | 19 | - | - | - | - | - |
| SHOOTOUT GAME WINNERS | - | 3 | - | - | - | - | - | - | - | - |
| PENALTY SHOT GOALS | - | 0 | - | - | - | - | - | - | - | - |
| TOTAL | 82 | 204 | 342 | 546 | 1129 | - | - | - | - | - |

| GOALTENDER | GP | MP | GAA | W | L | OTL | SOL | SO | GA | SA | SV% |
|------------------------|-----------|-------------|-------------|-----------|-----------|----------|----------|----------|------------|-------------|-------------|
| Miikka Kiprusoff | 73 | 4235:19 | 2.31 | 35 | 28 | 3 | 7 | 4 | 163 | 2035 | .920 |
| Curtis McElhinney | 10 | 502:29 | 3.23 | 3 | 4 | 0 | 0 | 0 | 27 | 235 | .885 |
| Vesa Toskala | 6 | 211:55 | 2.26 | 2 | 0 | 0 | 0 | 0 | 8 | 97 | .918 |
| EMPTY NET GOALS | - | - | - | - | - | - | - | - | 5 | - | - |
| SHOOTOUT LOSSES | - | - | - | - | - | - | - | - | 7 | - | - |
| TOTAL | 82 | 4980 | 2.45 | 40 | 32 | 3 | 7 | 4 | 210 | 2367 | .914 |

REGULAR SEASON

MOST POINTS:

Jarome Iginla, 69

MOST GOALS:

Jarome Iginla, 32

MOST ASSISTS:

Matt Stajan, 38

MOST PENALTY MINUTES:

Jamal Mayers, 131

MOST WINS GOALIE:

Miikka Kiprusoff, 35

TROPHIES AND AWARDS

RALPH T. SCURFIELD HUMANITARIAN AWARD

Craig Conroy

J.R. MCCAIG MEMORIAL AWARD

Daymond Langkow

MOLSON CUP

Miikka Kiprusoff

2008-09

Iginla wins Messier Leadership Award and
1st Team All-Star Kiprusoff leads NHL with 45 wins

| COACH | REGULAR SEASON | | | | | | | | | PLAYOFFS | | | | |
|-------------|----------------|----|----|-----|-----|-----|-----|-----|----|----------|---|----|----|--|
| | GP | W | L | OTL | SOL | PTS | GF | GA | GP | W | L | GF | GA | |
| Mike Keenan | 82 | 46 | 30 | 4 | 2 | 98 | 254 | 248 | 6 | 2 | 4 | 16 | 21 | |

Regular Season: 2nd Northwest Division, 10th overall. Playoffs: Conference Quarter-Finals — lost series to Chicago 4-2.

| PLAYER | REGULAR SEASON | | | | | PLAYOFFS | | | | |
|-----------------------|----------------|------------|------------|------------|-------------|----------|-----------|-----------|-----------|-----------|
| | GP | G | A | PTS | PIM | GP | G | A | PTS | PIM |
| Jarome Iginla | 82 | 35 | 54 | 89 | 37 | 6 | 3 | 1 | 4 | 0 |
| Michael Cammalleri | 81 | 39 | 43 | 82 | 44 | 6 | 1 | 2 | 3 | 2 |
| Olli Jokinen | PHX | 57 | 21 | 21 | 42 | 49 | - | - | - | - |
| | CGY | 19 | 8 | 7 | 15 | 18 | 6 | 2 | 3 | 5 |
| | TOTAL | 76 | 29 | 28 | 57 | 67 | 6 | 2 | 3 | 5 |
| Daymond Langkow | 73 | 21 | 28 | 49 | 20 | 6 | 0 | 3 | 3 | 2 |
| Craig Conroy | 82 | 12 | 36 | 48 | 28 | 6 | 0 | 1 | 1 | 0 |
| Dion Phaneuf | 80 | 11 | 36 | 47 | 100 | 5 | 0 | 3 | 3 | 4 |
| Todd Bertuzzi | 66 | 15 | 29 | 44 | 74 | 6 | 1 | 1 | 2 | 8 |
| Curtis Glencross | 74 | 13 | 27 | 40 | 42 | 6 | 0 | 3 | 3 | 12 |
| Rene Bourque | 58 | 21 | 19 | 40 | 70 | 5 | 1 | 0 | 1 | 22 |
| David Moss | 81 | 20 | 19 | 39 | 22 | 6 | 3 | 0 | 3 | 0 |
| Adrian Aucoin | 81 | 10 | 24 | 34 | 46 | 6 | 2 | 1 | 3 | 2 |
| Jordan Leopold | COL | 64 | 6 | 14 | 20 | 18 | - | - | - | - |
| | CGY | 19 | 1 | 3 | 4 | 6 | 6 | 0 | 1 | 1 |
| | TOTAL | 83 | 7 | 17 | 24 | 24 | 6 | 0 | 1 | 1 |
| Dustin Boyd | 71 | 11 | 11 | 22 | 10 | 5 | 1 | 0 | 1 | 0 |
| Cory Sarich | 76 | 2 | 18 | 20 | 112 | 5 | 0 | 1 | 1 | 4 |
| Mark Giordano | 58 | 2 | 17 | 19 | 59 | - | - | - | - | - |
| Jamie Lundmark | 27 | 8 | 8 | 16 | 17 | 2 | 0 | 0 | 0 | 0 |
| Eric Nystrom | 76 | 5 | 5 | 10 | 89 | 6 | 2 | 2 | 4 | 0 |
| Adam Pardy | 60 | 1 | 9 | 10 | 69 | 6 | 0 | 2 | 2 | 5 |
| Robyn Regehr | 75 | 0 | 8 | 8 | 73 | - | - | - | - | - |
| Jim Vandermeer | 45 | 1 | 6 | 7 | 108 | 6 | 0 | 1 | 1 | 4 |
| Wayne Primeau | 24 | 0 | 4 | 4 | 14 | - | - | - | - | - |
| Andre Roy | 44 | 3 | 0 | 3 | 83 | 2 | 0 | 0 | 0 | 0 |
| Matt Pelech | 5 | 0 | 3 | 3 | 9 | - | - | - | - | - |
| David Van Der Gulik | 6 | 0 | 2 | 2 | 0 | - | - | - | - | - |
| Warren Peters | 16 | 1 | 0 | 1 | 12 | 4 | 0 | 0 | 0 | 0 |
| Brett Sutter | 4 | 1 | 0 | 1 | 2 | - | - | - | - | - |
| John Negrin | 3 | 0 | 1 | 1 | 2 | - | - | - | - | - |
| Kris Chucko | 2 | 0 | 0 | 0 | 2 | - | - | - | - | - |
| Mikael Backlund | 1 | 0 | 0 | 0 | 0 | - | - | - | - | - |
| Kyle Greentree | 2 | 0 | 0 | 0 | 0 | - | - | - | - | - |
| Anders Eriksson | 0 | 0 | 0 | 0 | 0 | 2 | 0 | 0 | 0 | 0 |
| BENCH | 82 | - | - | - | 18 | - | - | - | - | - |
| TRADED PLAYERS | 75 | 10 | 22 | 32 | 109 | - | - | - | - | - |
| SHOOTOUT GAME WINNERS | - | 3 | - | - | - | - | - | - | - | - |
| PENALTY SHOT GOALS | - | 0 | - | - | - | - | - | - | - | - |
| TOTAL | 82 | 254 | 439 | 693 | 1299 | 6 | 16 | 29 | 45 | 89 |

| GOALTENDER | GP | MP | GAA | W | L | OTL | SOL | SO | GA | SA | SV% |
|-------------------|-----------|---------------|-------------|-----------|-----------|----------|----------|----------|------------|-------------|-------------|
| Miikka Kiprusoff | 76 | 4417:59 | 2.84 | 45 | 24 | 3 | 2 | 4 | 209 | 2155 | .903 |
| PLAYOFFS | 6 | 323:49 | 3.52 | 2 | 4 | 0 | - | 0 | 19 | 164 | .884 |
| Curtis McElhinney | 14 | 517:53 | 3.59 | 1 | 6 | 1 | 0 | 0 | 31 | 280 | .889 |
| PLAYOFFS | 1 | 33:46 | 1.76 | 0 | 0 | 0 | - | 0 | 1 | 10 | .900 |
| EMPTY NET GOALS | - | - | - | - | - | - | - | - | 6 | - | - |
| EMPTY NET GOALS | - | - | - | - | - | - | - | - | 1 | - | - |
| SHOOTOUT LOSSES | - | - | - | - | - | - | - | - | 2 | - | - |
| TOTAL | 82 | 4964 | 2.97 | 46 | 30 | 4 | 2 | 4 | 248 | 2435 | .899 |
| PLAYOFFS | 6 | 360 | 3.50 | 2 | 4 | 0 | - | 0 | 21 | 175 | .880 |

REGULAR SEASON

MOST POINTS:

Jarome Iginla, 89

MOST GOALS:

Michael Cammalleri, 39

MOST ASSISTS:

Jarome Iginla, 54

MOST PENALTY MINUTES:

Cory Sarich, 112

MOST WINS GOALIE:

Miikka Kiprusoff, 45

PLAYOFFS

MOST POINTS:

Olli Jokinen, 5

MOST GOALS:

Jarome Iginla, 3

David Moss, 3

MOST ASSISTS:

Curtis Glencross, 3

Olli Jokinen, 3

Daymond Langkow, 3

Dion Phaneuf, 3

MOST PENALTY MINUTES:

Rene Bourque, 22

TROPHIES AND AWARDS

RALPH T. SCURFIELD HUMANITARIAN AWARD

David Moss

J.R. MCCAIG MEMORIAL AWARD

Craig Conroy

MOLSON CUP

Miikka Kiprusoff

ALL-STAR GAME

Jarome Iginla

2007-08

Iginla leads team with 50 goals and 98 points | Phaneuf and Iginla named All-Stars

| COACH | REGULAR SEASON | | | | | | | PLAYOFFS | | | | |
|-------------|----------------|----|----|-----|-----|-----|-----|----------|---|---|----|----|
| | GP | W | L | OTL | PTS | GF | GA | GP | W | L | GF | GA |
| Mike Keenan | 82 | 42 | 30 | 10 | 94 | 229 | 227 | 7 | 3 | 4 | 17 | 19 |

Regular Season: 3rd Northwest Division, 14th overall. Playoffs: Conference Quarter-Finals — lost series to San Jose 4-3.

| PLAYER | REGULAR SEASON | | | | | PLAYOFFS | | | | | |
|-----------------------|----------------|-----|-----|-----|------|----------|----|----|-----|-----|---|
| | GP | G | A | PTS | PIM | GP | G | A | PTS | PIM | |
| Jarome Iginla | 82 | 50 | 48 | 98 | 83 | 7 | 4 | 5 | 9 | 2 | |
| Kristian Huselius | 81 | 25 | 41 | 66 | 40 | 7 | 0 | 4 | 4 | 6 | |
| Daymond Langkow | 80 | 30 | 35 | 65 | 19 | 7 | 3 | 2 | 5 | 0 | |
| Dion Phaneuf | 82 | 17 | 43 | 60 | 182 | 7 | 3 | 4 | 7 | 4 | |
| Alex Tanguay | 78 | 18 | 40 | 58 | 48 | 7 | 0 | 4 | 4 | 4 | |
| Matthew Lombardi | 82 | 14 | 22 | 36 | 67 | 7 | 0 | 0 | 0 | 4 | |
| Adrian Aucoin | 76 | 10 | 25 | 35 | 37 | 7 | 0 | 3 | 3 | 4 | |
| Craig Conroy | 79 | 12 | 22 | 34 | 71 | 7 | 0 | 2 | 2 | 8 | |
| Owen Nolan | 77 | 16 | 16 | 32 | 71 | 7 | 3 | 2 | 5 | 2 | |
| Robyn Regehr | 82 | 5 | 15 | 20 | 79 | 7 | 0 | 2 | 2 | 2 | |
| Anders Eriksson | 61 | 1 | 17 | 18 | 36 | 3 | 0 | 1 | 1 | 2 | |
| James Vandermeer | CHI | 26 | 2 | 7 | 9 | 44 | - | - | - | - | - |
| | PHI | 28 | 1 | 5 | 6 | 27 | - | - | - | - | - |
| | CGY | 21 | 0 | 2 | 2 | 39 | 7 | 0 | 0 | 0 | 4 |
| | TOTAL | 75 | 3 | 14 | 17 | 110 | 7 | 0 | 0 | 0 | 4 |
| Dustin Boyd | 48 | 7 | 5 | 12 | 6 | 0 | 0 | 0 | 0 | 0 | |
| Stephane Yelle | 74 | 3 | 9 | 12 | 20 | 7 | 0 | 2 | 2 | 6 | |
| David Moss | 41 | 4 | 7 | 11 | 10 | 5 | 1 | 1 | 2 | 4 | |
| Eric Nystrom | 44 | 3 | 7 | 10 | 48 | 7 | 0 | 0 | 0 | 2 | |
| Wayne Primeau | 43 | 3 | 7 | 10 | 26 | 7 | 1 | 0 | 1 | 4 | |
| Cory Sarich | 80 | 2 | 5 | 7 | 135 | 7 | 0 | 1 | 1 | 4 | |
| Marcus Nilson | 47 | 3 | 2 | 5 | 4 | 2 | 0 | 0 | 0 | 0 | |
| Mark Smith | 54 | 1 | 3 | 4 | 59 | 0 | 0 | 0 | 0 | 0 | |
| Rhett Warrener | 31 | 1 | 3 | 4 | 21 | 0 | 0 | 0 | 0 | 0 | |
| Eric Godard | 74 | 1 | 1 | 2 | 171 | 5 | 0 | 0 | 0 | 2 | |
| David Hale | 58 | 0 | 2 | 2 | 46 | 6 | 0 | 0 | 0 | 2 | |
| Tim Ramholt | 1 | 0 | 0 | 0 | 0 | 0 | 0 | 0 | 0 | 0 | |
| BENCH | 82 | - | - | - | 14 | 7 | - | - | - | 2 | |
| TRADED PLAYERS | - | - | - | - | - | - | - | - | - | - | |
| SHOOTOUT GAME WINNERS | - | 3 | - | - | - | - | - | - | - | - | |
| PENALTY SHOT GOALS | - | 0 | - | - | - | - | - | - | - | - | |
| TOTAL | 82 | 229 | 379 | 608 | 1342 | 7 | 17 | 31 | 48 | 68 | |

| GOALTENDER | GP | MP | GAA | W | L | OTL | SOL | SO | GA | SA | SV% |
|-------------------|----------|------------|-------------|----------|----------|----------|----------|----------|-----------|------------|-------------|
| Miikka Kiprusoff | 76 | 4398 | 2.69 | 39 | 26 | 7 | 3 | 2 | 197 | 2096 | .906 |
| PLAYOFFS | 7 | 336 | 3.21 | 2 | 4 | 0 | - | 1 | 18 | 196 | .908 |
| Curtis Joseph | 9 | 399 | 2.55 | 3 | 2 | 0 | 0 | 0 | 17 | 181 | .906 |
| PLAYOFFS | 2 | 79 | 0.76 | 1 | 0 | 0 | - | 0 | 1 | 33 | .970 |
| Curtis McElhinney | 5 | 150 | 2.00 | 0 | 2 | 0 | 0 | 0 | 5 | 51 | .902 |
| Matt Keetley | 1 | 9 | 0.00 | 0 | 0 | 0 | 0 | 0 | 0 | 2 | 1.000 |
| EMPTY NET GOALS | - | - | - | - | - | - | - | - | 5 | - | - |
| EMPTY NET GOALS | - | - | - | - | - | - | - | - | 0 | - | - |
| SHOOTOUT LOSSES | - | - | - | - | - | - | - | - | 3 | - | - |
| TOTAL | 82 | 4975 | 2.70 | 42 | 30 | 7 | 3 | 2 | 227 | 2335 | .904 |
| PLAYOFFS | 7 | 415 | 2.75 | 3 | 4 | 0 | - | 1 | 19 | 229 | .917 |

REGULAR SEASON

MOST POINTS:

Jarome Iginla, 98

MOST GOALS:

Jarome Iginla, 50

MOST ASSISTS:

Jarome Iginla, 48

MOST PENALTY MINUTES:

Dion Phaneuf, 182

MOST WINS GOALIE:

Miikka Kiprusoff, 39

PLAYOFFS

MOST POINTS:

Jarome Iginla, 9

MOST GOALS:

Jarome Iginla, 4

MOST ASSISTS:

Jarome Iginla, 5

MOST PENALTY MINUTES:

Craig Conroy, 8

TROPHIES AND AWARDS

RALPH T. SCURFIELD HUMANITARIAN AWARD

Dion Phaneuf

J.R. MCCAIG MEMORIAL AWARD

Jarome Iginla

MOLSON CUP

Jarome Iginla

ALL-STAR GAME

Jarome Iginla, Captain

Dion Phaneuf

2006-07

Three 30-goal scorers | Phaneuf and Kiprusoff voted All-Stars

| COACH | REGULAR SEASON | | | | | | | PLAYOFFS | | | | |
|--------------|----------------|----|----|-----|-----|-----|-----|----------|---|---|----|----|
| | GP | W | L | OTL | PTS | GF | GA | GP | W | L | GF | GA |
| Jim Playfair | 82 | 43 | 29 | 10 | 96 | 258 | 226 | 6 | 2 | 4 | 10 | 18 |

Regular Season: 3rd Northwest Division, 13th overall. Playoffs: Conference Quarter-Finals — lost series to Detroit 4-2.

| PLAYER | REGULAR SEASON | | | | | PLAYOFFS | | | | | |
|-----------------------|----------------|-----|-----|-----|------|----------|----|----|-----|-----|----|
| | GP | G | A | PTS | PIM | GP | G | A | PTS | PIM | |
| Jarome Iginla | 70 | 39 | 55 | 94 | 40 | 6 | 2 | 2 | 4 | 12 | |
| Alex Tanguay | 81 | 22 | 59 | 81 | 44 | 6 | 1 | 3 | 4 | 8 | |
| Kristian Huselius | 81 | 34 | 43 | 77 | 26 | 6 | 0 | 2 | 2 | 4 | |
| Daymond Langkow | 81 | 33 | 44 | 77 | 44 | 6 | 2 | 2 | 4 | 4 | |
| Dion Phaneuf | 79 | 17 | 33 | 50 | 98 | 6 | 1 | 0 | 1 | 7 | |
| Matthew Lombardi | 81 | 20 | 26 | 46 | 48 | 6 | 1 | 1 | 2 | 0 | |
| Roman Hamrlík | 75 | 7 | 31 | 38 | 88 | 6 | 0 | 1 | 1 | 8 | |
| Craig Conroy | LAK | 52 | 5 | 11 | 16 | 38 | - | - | - | - | - |
| | CGY | 28 | 8 | 13 | 21 | 18 | 6 | 1 | 1 | 2 | 8 |
| | TOTAL | 80 | 13 | 24 | 37 | 56 | 6 | 1 | 1 | 2 | 8 |
| Tony Amonte | 81 | 10 | 20 | 30 | 40 | 6 | 0 | 1 | 1 | 0 | |
| Stephane Yelle | 56 | 10 | 14 | 24 | 32 | 6 | 0 | 0 | 0 | 2 | |
| Wayne Primeau | BOS | 51 | 7 | 8 | 15 | 75 | - | - | - | - | - |
| | CGY | 27 | 3 | 4 | 7 | 36 | 6 | 0 | 2 | 2 | 14 |
| | TOTAL | 78 | 10 | 12 | 22 | 111 | 6 | 0 | 2 | 2 | 14 |
| Brad Stuart | BOS | 48 | 7 | 10 | 17 | 26 | - | - | - | - | - |
| | CGY | 27 | 0 | 5 | 5 | 18 | 6 | 0 | 1 | 1 | 6 |
| | TOTAL | 75 | 7 | 15 | 22 | 44 | 6 | 0 | 1 | 1 | 6 |
| Robyn Regehr | 78 | 2 | 19 | 21 | 75 | 1 | 0 | 0 | 0 | 0 | |
| David Moss | 41 | 10 | 8 | 18 | 12 | 6 | 0 | 1 | 1 | 0 | |
| Mark Giordano | 48 | 7 | 8 | 15 | 36 | 0 | 0 | 0 | 0 | 0 | |
| Marcus Nilson | 63 | 5 | 10 | 15 | 27 | 6 | 0 | 0 | 0 | 2 | |
| Byron Ritchie | 64 | 8 | 6 | 14 | 68 | 1 | 0 | 0 | 0 | 10 | |
| Jeff Friesen | 72 | 6 | 6 | 12 | 34 | 5 | 0 | 0 | 0 | 2 | |
| Rhett Warrener | 62 | 4 | 6 | 10 | 67 | 6 | 0 | 0 | 0 | 10 | |
| Andrei Zyuzin | 49 | 1 | 5 | 6 | 30 | 5 | 1 | 0 | 1 | 2 | |
| Dustin Boyd | 13 | 2 | 2 | 4 | 4 | - | - | - | - | - | |
| Richie Regehr | 6 | 1 | 1 | 2 | 0 | - | - | - | - | - | |
| Eric Godard | 19 | 0 | 1 | 1 | 50 | - | - | - | - | - | |
| David Hale | NJD | 43 | 0 | 1 | 1 | 26 | - | - | - | - | - |
| | CGY | 11 | 0 | 0 | 0 | 10 | 2 | 0 | 0 | 0 | 6 |
| | TOTAL | 54 | 0 | 1 | 1 | 36 | 2 | 0 | 0 | 0 | 6 |
| Tomi Maki | 1 | 0 | 0 | 0 | 0 | - | - | - | - | - | |
| Carsen Germyn | 2 | 0 | 0 | 0 | 0 | - | - | - | - | - | |
| Darren McCarty | 32 | 0 | 0 | 0 | 58 | - | - | - | - | - | |
| Brad Ference | 5 | 0 | 0 | 0 | 2 | - | - | - | - | - | |
| Brandon Prust | 10 | 0 | 0 | 0 | 25 | - | - | - | - | - | |
| Miikka Kiprusoff | 74 | 0 | 0 | 0 | 2 | 6 | 0 | 0 | 0 | 0 | |
| Jamie McLennan | 9 | 0 | 0 | 0 | 16 | 1 | 0 | 0 | 0 | 12 | |
| BENCH | 82 | - | - | - | 22 | 7 | - | - | - | 0 | |
| TRADED PLAYERS | 133 | 6 | 27 | 33 | 134 | - | - | - | - | - | |
| SHOOTOUT GAME WINNERS | - | 3 | - | - | - | - | - | - | - | - | |
| PENALTY SHOT GOALS | - | 0 | - | - | - | - | - | - | - | - | |
| TOTAL | 82 | 258 | 447 | 705 | 1204 | 6 | 10 | 17 | 27 | 117 | |

| GOALTENDER | GP | MP | GAA | W | L | OTL | SOL | SO | GA | SA | SV% |
|------------------|----|------|------|----|----|-----|-----|----|-----|------|------|
| Miikka Kiprusoff | 74 | 4419 | 2.46 | 40 | 24 | 5 | 4 | 7 | 181 | 2190 | .917 |
| PLAYOFFS | 6 | 384 | 2.81 | 2 | 4 | 0 | - | 0 | 18 | 255 | .929 |
| Jamie McLennan | 9 | 533 | 3.60 | 3 | 5 | 0 | 1 | 0 | 32 | 304 | .895 |
| PLAYOFFS | 1 | 1 | 0.00 | 0 | 0 | - | - | 0 | 0 | 0 | - |
| EMPTY NET GOALS | - | - | - | - | - | - | - | - | 8 | - | - |
| EMPTY NET GOALS | - | - | - | - | - | - | - | - | 0 | - | - |
| SHOOTOUT LOSSES | - | - | - | - | - | - | - | - | 5 | - | - |
| TOTAL | 82 | 4952 | 2.58 | 43 | 29 | 10 | 5 | 10 | 226 | 2749 | .914 |
| PLAYOFFS | 6 | 385 | 2.81 | 2 | 4 | 0 | - | 0 | 18 | 255 | .929 |

REGULAR SEASON

MOST POINTS:

Jarome Iginla, 94

MOST GOALS:

Jarome Iginla, 39

MOST ASSISTS:

Alex Tanguay, 59

MOST PENALTY MINUTES:

Dion Phaneuf, 98

MOST WINS GOALIE:

Miikka Kiprusoff, 40

PLAYOFFS

MOST POINTS:

Jarome Iginla, 4

Daymond Langkow, 4

Alex Tanguay, 4

MOST GOALS:

Jarome Iginla, 2

Daymond Langkow, 2

MOST ASSISTS:

Alex Tanguay, 3

MOST PENALTY MINUTES:

Wayne Primeau, 14

TROPHIES AND AWARDS

RALPH T. SCURFIELD HUMANITARIAN AWARD

Rhett Warrener

J.R. MCCAIG MEMORIAL AWARD

Stephane Yelle

MOLSON CUP

Miikka Kiprusoff

2005-06

Kiprusoff wins Vezina and Jennings trophies

| COACH | REGULAR SEASON | | | | | | | PLAYOFFS | | | | |
|---------------|----------------|----|----|-----|-----|-----|-----|----------|---|---|----|----|
| | GP | W | L | OTL | PTS | GF | GA | GP | W | L | GF | GA |
| Darryl Sutter | 82 | 46 | 25 | 11 | 103 | 218 | 200 | 7 | 3 | 4 | 16 | 17 |

Regular Season: 1st Northwest Division, 7th overall. Playoffs: Conference Quarter-Finals — lost series to Anaheim 4-3.

| PLAYER | | REGULAR SEASON | | | | | PLAYOFFS | | | | |
|-----------------------|-------|----------------|-----|-----|-----|------|----------|----|----|-----|-----|
| | | GP | G | A | PTS | PIM | GP | G | A | PTS | PIM |
| Jarome Iginla | | 82 | 35 | 32 | 67 | 86 | 7 | 5 | 3 | 8 | 11 |
| Daymond Langkow | | 82 | 25 | 34 | 59 | 46 | 7 | 1 | 5 | 6 | 6 |
| Dion Phaneuf | | 82 | 20 | 29 | 49 | 93 | 7 | 1 | 0 | 1 | 7 |
| Kristian Huselius | FLA | 24 | 5 | 3 | 8 | 4 | - | - | - | - | - |
| | CGY | 54 | 15 | 24 | 39 | 36 | 7 | 2 | 4 | 6 | 4 |
| | TOTAL | 78 | 20 | 27 | 47 | 40 | 7 | 2 | 4 | 6 | 4 |
| Tony Amonte | | 80 | 14 | 28 | 42 | 43 | 7 | 2 | 1 | 3 | 10 |
| Chuck Kobasew | | 77 | 20 | 11 | 31 | 64 | 7 | 1 | 0 | 1 | 0 |
| Andrew Ference | | 82 | 4 | 27 | 31 | 85 | 7 | 0 | 4 | 4 | 12 |
| Jamie Lundmark | NYR | 3 | 1 | 0 | 1 | 6 | - | - | - | - | - |
| | PHX | 38 | 5 | 13 | 18 | 36 | - | - | - | - | - |
| | CGY | 12 | 4 | 6 | 10 | 20 | 4 | 0 | 1 | 1 | 7 |
| | TOTAL | 53 | 10 | 19 | 29 | 62 | 4 | 0 | 1 | 1 | 7 |
| Mike Leclerc | PHX | 35 | 9 | 12 | 21 | 29 | - | - | - | - | - |
| | CGY | 15 | 1 | 4 | 5 | 8 | 3 | 0 | 0 | 0 | 2 |
| | TOTAL | 50 | 10 | 16 | 26 | 37 | 3 | 0 | 0 | 0 | 2 |
| Roman Hamrlík | | 51 | 7 | 19 | 26 | 56 | 7 | 0 | 2 | 2 | 2 |
| Robyn Regehr | | 68 | 6 | 20 | 26 | 67 | 7 | 1 | 3 | 4 | 6 |
| Matthew Lombardi | | 55 | 6 | 20 | 26 | 48 | 7 | 0 | 2 | 2 | 2 |
| Chris Simon | | 72 | 8 | 14 | 22 | 94 | 6 | 0 | 1 | 1 | 7 |
| Shean Donovan | | 80 | 9 | 11 | 20 | 82 | 7 | 0 | 0 | 0 | 6 |
| Jordan Leopold | | 74 | 2 | 18 | 20 | 68 | 7 | 0 | 1 | 1 | 4 |
| Stephane Yelle | | 74 | 4 | 14 | 18 | 48 | 7 | 1 | 0 | 1 | 8 |
| Marcus Nilson | | 70 | 6 | 11 | 17 | 32 | - | - | - | - | - |
| Darren McCarty | | 67 | 7 | 6 | 13 | 117 | 7 | 2 | 0 | 2 | 15 |
| Byron Ritchie | | 45 | 4 | 2 | 6 | 69 | 7 | 0 | 0 | 0 | 0 |
| Rhett Warrener | | 61 | 3 | 3 | 6 | 54 | 7 | 0 | 0 | 0 | 14 |
| Craig MacDonald | | 25 | 3 | 2 | 5 | 8 | 1 | 0 | 0 | 0 | 0 |
| Cale Hulse | PHX | 0 | 0 | 0 | 0 | 0 | - | - | - | - | - |
| | CBJ | 27 | 0 | 3 | 3 | 43 | - | - | - | - | - |
| | CGY | 12 | 0 | 1 | 1 | 20 | - | - | - | - | - |
| | TOTAL | 39 | 0 | 4 | 4 | 63 | - | - | - | - | - |
| Bryan Marchment | | 37 | 1 | 2 | 3 | 75 | - | - | - | - | - |
| Richie Regehr | | 14 | 0 | 2 | 2 | 6 | - | - | - | - | - |
| Mark Giordano | | 7 | 0 | 1 | 1 | 8 | - | - | - | - | - |
| Eric Nystrom | | 2 | 0 | 0 | 0 | 0 | - | - | - | - | - |
| Carsen Germyn | | 2 | 0 | 0 | 0 | 0 | - | - | - | - | - |
| Lynn Loyns | | 1 | 0 | 0 | 0 | 0 | - | - | - | - | - |
| BENCH | | 82 | 0 | 0 | 0 | 18 | 7 | 0 | 0 | 0 | 4 |
| TRADED PLAYERS | | 92 | 12 | 21 | 33 | 100 | - | - | - | - | - |
| SHOOTOUT GAME WINNERS | | - | 2 | - | - | - | - | - | - | - | - |
| PENALTY SHOT GOALS | | - | 2 | - | - | - | - | - | - | - | - |
| TOTAL | | 82 | 218 | 362 | 580 | 1451 | 7 | 16 | 27 | 42 | 127 |

| GOALTENDER | GP | MP | GAA | W | L | OTL | SOL | SO | GA | SA | SV% |
|------------------|----|------|------|----|----|-----|-----|----|-----|------|------|
| Miikka Kiprusoff | 74 | 4380 | 2.07 | 42 | 20 | 4 | 7 | 10 | 151 | 1951 | .923 |
| PLAYOFFS | 7 | 428 | 2.24 | 3 | 4 | - | - | 0 | 16 | 202 | .921 |
| Brian Boucher | 3 | 182 | 4.95 | 1 | 2 | 0 | 0 | 0 | 15 | 103 | .854 |
| TRADED GOALIE | 8 | 402 | 3.28 | 3 | 3 | 0 | 0 | 0 | 22 | 202 | .891 |
| EMPTY NET GOALS | - | - | - | - | - | - | - | - | 5 | - | - |
| EMPTY NET GOALS | - | - | - | - | - | - | - | - | 1 | - | - |
| SHOOTOUT LOSSES | - | - | - | - | - | - | - | - | 7 | - | - |
| TOTAL | 82 | 4984 | 2.32 | 46 | 25 | 11 | 7 | 10 | 200 | 2458 | .897 |
| PLAYOFFS | 7 | 431 | 2.37 | 3 | 4 | - | - | 0 | 17 | 202 | .921 |

REGULAR SEASON

MOST POINTS:

Jarome Iginla, 67

MOST GOALS:

Jarome Iginla, 35

MOST ASSISTS:

Daymond Langkow, 34

MOST PENALTY MINUTES:

Darren McCarty, 117

MOST WINS GOALIE:

Miikka Kiprusoff, 42

PLAYOFFS

MOST POINTS:

Jarome Iginla, 8

MOST GOALS:

Jarome Iginla, 5

MOST ASSISTS:

Daymond Langkow, 5

MOST PENALTY MINUTES:

Darren McCarty, 15

TROPHIES AND AWARDS

RALPH T. SCURFIELD HUMANITARIAN AWARD

Rhett Warrener

J.R. MCCAIG MEMORIAL AWARD

Robyn Regehr

MOLSON CUP

Miikka Kiprusoff

VEZINA TROPHY

Miikka Kiprusoff

WILLIAM M. JENNINGS TROPHY

Miikka Kiprusoff

2003-04

Flames ride the C of Red to the Stanley Cup Finals

| COACH | REGULAR SEASON | | | | | | | | | PLAYOFFS | | | | |
|---------------|----------------|----|----|---|-----|-----|-----|-----|----|----------|----|----|----|--|
| | GP | W | L | T | OTL | PTS | GF | GA | GP | W | L | GF | GA | |
| Darryl Sutter | 82 | 42 | 30 | 7 | 3 | 94 | 200 | 176 | 26 | 15 | 11 | 60 | 53 | |

Regular Season: 3rd Northwest Division, 12th overall. Playoffs: Conference Quarter-Finals — defeated Vancouver 4-3; Conference Semi-Finals — defeated Detroit 4-2; Western Conference Finals — defeated San Jose 4-2; Stanley Cup Finals — lost to Tampa Bay 4-3.

| PLAYER | REGULAR SEASON | | | | | PLAYOFFS | | | | | |
|-------------------|----------------|----|-----|-----|-----|----------|----|----|-----|-----|-----|
| | GP | G | A | PTS | PIM | GP | G | A | PTS | PIM | |
| Jarome Iginla | 81 | 41 | 32 | 73 | 84 | 26 | 13 | 9 | 22 | 45 | |
| Craig Conroy | 63 | 8 | 39 | 47 | 44 | 26 | 6 | 11 | 17 | 12 | |
| Shean Donovan | 82 | 18 | 24 | 42 | 72 | 24 | 5 | 5 | 10 | 23 | |
| Martin Gelinás | 76 | 17 | 18 | 35 | 70 | 26 | 8 | 7 | 15 | 35 | |
| Jordan Leopold | 82 | 9 | 24 | 33 | 24 | 26 | 0 | 10 | 10 | 6 | |
| Dean McAmmond | 64 | 17 | 13 | 30 | 18 | - | - | - | - | - | |
| Matthew Lombardi | 79 | 16 | 13 | 29 | 32 | 13 | 1 | 5 | 6 | 4 | |
| Oleg Saprykin | 69 | 12 | 17 | 29 | 41 | 26 | 3 | 3 | 6 | 14 | |
| Steve Reinprecht | 44 | 7 | 22 | 29 | 4 | - | - | - | - | - | |
| Chris Simon | NYR | 65 | 14 | 9 | 23 | 225 | - | - | - | - | - |
| | CGY | 13 | 3 | 2 | 5 | 25 | 16 | 5 | 2 | 7 | 74 |
| | TOTAL | 78 | 17 | 11 | 28 | 250 | 16 | 5 | 2 | 7 | 74 |
| Chris Clark | | 82 | 10 | 15 | 25 | 106 | 26 | 3 | 3 | 6 | 30 |
| Marcus Nilson | FLA | 69 | 6 | 13 | 19 | 26 | - | - | - | - | - |
| | CGY | 14 | 5 | 0 | 5 | 14 | 26 | 4 | 7 | 11 | 12 |
| | TOTAL | 83 | 11 | 13 | 24 | 40 | 26 | 4 | 7 | 11 | 12 |
| Ville Nieminen | CHI | 60 | 2 | 11 | 13 | 40 | - | - | - | - | - |
| | CGY | 19 | 3 | 5 | 8 | 18 | 24 | 4 | 4 | 8 | 55 |
| | TOTAL | 79 | 5 | 16 | 21 | 58 | 24 | 4 | 4 | 8 | 55 |
| Toni Lydman | | 67 | 4 | 16 | 20 | 30 | 6 | 0 | 1 | 1 | 2 |
| Robyn Regehr | | 82 | 4 | 14 | 18 | 74 | 26 | 2 | 7 | 9 | 20 |
| Chuck Kobasew | | 70 | 6 | 11 | 17 | 51 | 26 | 0 | 1 | 1 | 24 |
| Stephane Yelle | | 53 | 4 | 13 | 17 | 24 | 23 | 3 | 3 | 6 | 16 |
| Rhett Warrener | | 77 | 3 | 14 | 17 | 97 | 24 | 0 | 1 | 1 | 6 |
| Andrew Ference | | 72 | 4 | 12 | 16 | 53 | 26 | 0 | 3 | 3 | 25 |
| Denis Gauthier | | 80 | 1 | 15 | 16 | 113 | 6 | 0 | 1 | 1 | 4 |
| Krzysztof Oliwa | | 65 | 3 | 2 | 5 | 247 | 20 | 2 | 0 | 2 | 6 |
| Steve Montador | | 26 | 1 | 2 | 3 | 50 | 20 | 1 | 2 | 3 | 6 |
| Dave Lowry | | 18 | 1 | 1 | 2 | 11 | 10 | 0 | 0 | 0 | 6 |
| Lynn Loyns | SJS | 2 | 0 | 0 | 0 | 0 | - | - | - | - | - |
| | CGY | 12 | 0 | 2 | 2 | 2 | - | - | - | - | - |
| | TOTAL | 14 | 0 | 2 | 2 | 2 | 0 | 0 | 0 | 0 | 0 |
| Martin Sonnenberg | | 5 | 0 | 0 | 0 | 2 | 0 | 0 | 0 | 0 | 0 |
| Mike Commodore | | 12 | 0 | 0 | 0 | 25 | 20 | 0 | 2 | 2 | 19 |
| Brennan Evans | | - | - | - | - | - | 2 | 0 | 0 | 0 | 0 |
| BENCH | | 82 | 0 | 0 | 0 | 42 | 26 | 0 | 0 | 0 | 0 |
| TRADED PLAYERS | | 95 | 3 | 9 | 12 | 40 | - | - | - | - | - |
| TOTAL | | 82 | 200 | 335 | 535 | 1428 | 26 | 60 | 87 | 147 | 444 |

| GOALTENDER | GP | MP | GA | GAA | W-L-OTL | SO | EN | GP | MP | GA | GAA | W-L | SO | EN |
|------------------|----|------|-----|------|---------|----|----|----|------|----|------|-------|----|----|
| Miikka Kiprusoff | 38 | 2301 | 65 | 1.69 | 24-10-4 | 4 | 4 | 26 | 1655 | 51 | 1.85 | 15-11 | 5 | 2 |
| Roman Turek | 18 | 1031 | 40 | 2.33 | 6-11-0 | 3 | 2 | 1 | 19 | 0 | 0.00 | 0-0 | 0 | 0 |
| Dany Sabourin | 4 | 169 | 10 | 3.55 | 0-3-0 | 0 | 0 | - | - | - | - | - | - | - |
| Jamie McLennan | 26 | 1446 | 53 | 2.20 | 12-9-3 | 4 | 2 | - | - | - | - | - | - | - |
| TOTAL | 82 | 4968 | 176 | 2.13 | 42-33-7 | 11 | 8 | 26 | 1680 | 53 | 1.89 | 15-11 | 5 | 2 |

REGULAR SEASON

MOST POINTS:
Jarome Iginla, 73

MOST GOALS:
Jarome Iginla, 41

MOST ASSISTS:
Craig Conroy, 39

MOST PENALTY MINUTES:
Chris Simon, 250

MOST WINS GOALIE:
Miikka Kiprusoff, 24

PLAYOFFS

MOST POINTS:
Jarome Iginla, 22

MOST GOALS:
Jarome Iginla, 13

MOST ASSISTS:
Craig Conroy, 11

MOST PENALTY MINUTES:
Chris Simon, 74

TROPHIES AND AWARDS

RALPH T. SCURFIELD HUMANITARIAN AWARD
Martin Gelinás

MOLSON CUP
Jarome Iginla

MAURICE "ROCKET" RICHARD TROPHY
Jarome Iginla (tie)

NHL 2ND ALL-STAR
Jarome Iginla

KING CLANCY AWARD
Jarome Iginla

NHL FOUNDATION AWARD
Jarome Iginla

2002-03

Darryl Sutter returns to his Alberta roots

| COACH | REGULAR SEASON | | | | | | | | | PLAYOFFS | | | | |
|---|----------------|----|----|----|-----|-----|-----|-----|----|----------|---|----|----|--|
| | GP | W | L | T | OTL | PTS | GF | GA | GP | W | L | GF | GA | |
| Greg Gilbert/AI MacNeil and Darryl Sutter | 82 | 29 | 36 | 13 | 4 | 75 | 186 | 228 | - | - | - | - | - | |

Regular Season: 5th Northwest Division, 22nd overall.

| PLAYER | | REGULAR SEASON | | | | | PLAYOFFS | | | | |
|-----------------|-------|----------------|-----|-----|-----|------|----------|---|---|-----|-----|
| | | GP | G | A | PTS | PIM | GP | G | A | PTS | PIM |
| Jarome Iginla | | 75 | 35 | 32 | 67 | 49 | - | - | - | - | - |
| Craig Conroy | | 79 | 22 | 37 | 59 | 36 | - | - | - | - | - |
| Chris Drury | | 80 | 23 | 30 | 53 | 33 | - | - | - | - | - |
| Martin Gelinias | | 81 | 21 | 31 | 52 | 51 | - | - | - | - | - |
| Toni Lydman | | 81 | 6 | 20 | 26 | 28 | - | - | - | - | - |
| Stephane Yelle | | 82 | 10 | 15 | 25 | 50 | - | - | - | - | - |
| Oleg Saprykin | | 52 | 8 | 15 | 23 | 46 | - | - | - | - | - |
| Chris Clark | | 81 | 10 | 12 | 22 | 126 | - | - | - | - | - |
| Dave Lowry | | 34 | 5 | 14 | 19 | 22 | - | - | - | - | - |
| Dean McAmmond | | - | - | - | - | - | - | - | - | - | - |
| | COL | 41 | 10 | 8 | 18 | 10 | - | - | - | - | - |
| | TOTAL | 41 | 10 | 8 | 18 | 10 | - | - | - | - | - |
| Bob Boughner | | 69 | 3 | 14 | 17 | 126 | - | - | - | - | - |
| Jordan Leopold | | 58 | 4 | 10 | 14 | 12 | - | - | - | - | - |
| Shean Donovan | PIT | 52 | 4 | 5 | 9 | 30 | - | - | - | - | - |
| | CGY | 13 | 1 | 2 | 3 | 7 | - | - | - | - | - |
| | TOTAL | 65 | 5 | 7 | 12 | 37 | - | - | - | - | - |
| Denis Gauthier | | 72 | 1 | 11 | 12 | 99 | - | - | - | - | - |
| Robyn Regehr | | 76 | 0 | 12 | 12 | 87 | - | - | - | - | - |
| Scott Nichol | | 68 | 5 | 5 | 10 | 149 | - | - | - | - | - |
| Blake Sloan | | 67 | 2 | 8 | 10 | 28 | - | - | - | - | - |
| Petr Buzek | | 44 | 3 | 5 | 8 | 14 | - | - | - | - | - |
| Andrew Ference | PIT | 22 | 1 | 3 | 4 | 36 | - | - | - | - | - |
| | CGY | 16 | 0 | 4 | 4 | 6 | - | - | - | - | - |
| | TOTAL | 38 | 1 | 7 | 8 | 42 | - | - | - | - | - |
| Chuck Kobasew | | 23 | 4 | 2 | 6 | 8 | - | - | - | - | - |
| Craig Berube | | 55 | 2 | 4 | 6 | 100 | - | - | - | - | - |
| Steve Begin | | 50 | 3 | 1 | 4 | 51 | - | - | - | - | - |
| Blair Betts | | 9 | 1 | 3 | 4 | 0 | - | - | - | - | - |
| Steve Montador | | 50 | 1 | 1 | 2 | 114 | - | - | - | - | - |
| Mike Commodore | | 6 | 0 | 1 | 1 | 19 | - | - | - | - | - |
| Ladislav Kohn | | 3 | 0 | 1 | 1 | 2 | - | - | - | - | - |
| Mike Mottau | | 4 | 0 | 0 | 0 | 0 | - | - | - | - | - |
| Rick Mrozik | | 2 | 0 | 0 | 0 | 0 | - | - | - | - | - |
| Robert Dome | | 1 | 0 | 0 | 0 | 0 | - | - | - | - | - |
| BENCH | | 82 | 0 | 0 | 0 | 22 | - | - | - | - | - |
| TRADED PLAYERS | | 145 | 16 | 21 | 37 | 78 | - | - | - | - | - |
| TOTAL | | 82 | 186 | 315 | 501 | 1391 | - | - | - | - | - |

| GOALTENDER | GP | MP | GA | GAA | W-L-OTL | SO | EN | GP | MP | GA | GAA | W-L | SO | EN |
|----------------|----|------|-----|------|----------|----|----|----|----|----|-----|-----|----|----|
| Roman Turek | 65 | 3822 | 164 | 2.57 | 27-29-9 | 4 | 4 | - | - | - | - | - | - | - |
| Jamie McLennan | 22 | 1165 | 58 | 2.99 | 2-11-4 | 0 | 2 | - | - | - | - | - | - | - |
| TOTAL | 82 | 5012 | 228 | 2.73 | 29-40-13 | 4 | 6 | - | - | - | - | - | - | - |

REGULAR SEASON

MOST POINTS:
Jarome Iginla, 67

MOST GOALS:
Jarome Iginla, 35

MOST ASSISTS:
Craig Conroy, 37

MOST PENALTY MINUTES:
Scott Nichol, 149

MOST WINS GOALIE:
Roman Turek, 27

TROPHIES AND AWARDS

RALPH T. SCURFIELD HUMANITARIAN AWARD
Denis Gauthier

MOLSON CUP
Jarome Iginla

2001-02

Jarome Iginla captures Art Ross and "Rocket" Richard trophies

| COACH | REGULAR SEASON | | | | | | | | | PLAYOFFS | | | | |
|--------------|----------------|----|----|----|-----|-----|-----|-----|----|----------|---|----|----|--|
| | GP | W | L | T | OTL | PTS | GF | GA | GP | W | L | GF | GA | |
| Greg Gilbert | 82 | 32 | 35 | 12 | 3 | 79 | 201 | 220 | - | - | - | - | - | |

Regular Season: 4th Northwest Division, 22nd overall.

| PLAYER | REGULAR SEASON | | | | | PLAYOFFS | | | | |
|-------------------|----------------|-----|-----|-----|------|----------|---|---|-----|-----|
| | GP | G | A | PTS | PIM | GP | G | A | PTS | PIM |
| Jarome Iginla | 82 | 52 | 44 | 96 | 77 | - | - | - | - | - |
| Craig Conroy | 81 | 27 | 48 | 75 | 32 | - | - | - | - | - |
| Dean McAmmond | 73 | 21 | 30 | 51 | 60 | - | - | - | - | - |
| Derek Morris | 61 | 4 | 30 | 34 | 88 | - | - | - | - | - |
| Marc Savard | 56 | 14 | 19 | 33 | 48 | - | - | - | - | - |
| Toni Lydman | 79 | 6 | 22 | 28 | 52 | - | - | - | - | - |
| Igor Kravchuk | 78 | 4 | 22 | 26 | 19 | - | - | - | - | - |
| Rob Niedermayer | 57 | 6 | 14 | 20 | 49 | - | - | - | - | - |
| Clarke Wilm | 66 | 4 | 14 | 18 | 61 | - | - | - | - | - |
| Chris Clark | 64 | 10 | 7 | 17 | 79 | - | - | - | - | - |
| Scott Nichol | 60 | 8 | 9 | 17 | 107 | - | - | - | - | - |
| Jamie Wright | 44 | 4 | 12 | 16 | 20 | - | - | - | - | - |
| Dave Lowry | 62 | 7 | 6 | 13 | 51 | - | - | - | - | - |
| Denis Gauthier | 66 | 5 | 8 | 13 | 91 | - | - | - | - | - |
| Steve Begin | 51 | 7 | 5 | 12 | 79 | - | - | - | - | - |
| Ronald Petrovicky | 77 | 5 | 7 | 12 | 85 | - | - | - | - | - |
| Blake Sloan | CBJ | 60 | 2 | 7 | 9 | 46 | - | - | - | - |
| | CGY | 7 | 0 | 2 | 2 | 4 | - | - | - | - |
| | TOTAL | 67 | 2 | 9 | 11 | 50 | - | - | - | - |
| Robyn Regehr | 77 | 2 | 6 | 8 | 93 | - | - | - | - | - |
| Jeff Shantz | 40 | 3 | 3 | 6 | 23 | - | - | - | - | - |
| Bob Boughner | 79 | 2 | 4 | 6 | 170 | - | - | - | - | - |
| Roman Turek | 69 | 0 | 5 | 5 | 4 | - | - | - | - | - |
| Craig Berube | 66 | 3 | 1 | 4 | 164 | - | - | - | - | - |
| Petr Buzek | ATL | 9 | 0 | 0 | 0 | 13 | - | - | - | - |
| | CGY | 32 | 1 | 3 | 4 | 14 | - | - | - | - |
| | TOTAL | 41 | 1 | 3 | 4 | 27 | - | - | - | - |
| Steve Montador | 11 | 1 | 2 | 3 | 26 | - | - | - | - | - |
| Mike Vernon | 18 | 0 | 3 | 3 | 0 | - | - | - | - | - |
| Jason Botterill | 4 | 1 | 0 | 1 | 2 | - | - | - | - | - |
| Blair Betts | 6 | 1 | 0 | 1 | 2 | - | - | - | - | - |
| Kay Whitmore | 1 | 0 | 0 | 0 | 0 | - | - | - | - | - |
| Dallas Eakins | 3 | 0 | 0 | 0 | 4 | - | - | - | - | - |
| Alan Letang | 2 | 0 | 0 | 0 | 0 | - | - | - | - | - |
| Ryan Christie | 2 | 0 | 0 | 0 | 0 | - | - | - | - | - |
| Oleg Saprykin | 3 | 0 | 0 | 0 | 0 | - | - | - | - | - |
| Micki DuPont | 2 | 0 | 0 | 0 | 2 | - | - | - | - | - |
| BENCH | 82 | 0 | 0 | 0 | 12 | - | - | - | - | - |
| TRADED PLAYERS | 84 | 3 | 5 | 8 | 68 | - | - | - | - | - |
| TOTAL | 82 | 201 | 331 | 532 | 1586 | - | - | - | - | - |

REGULAR SEASON

MOST POINTS:

Jarome Iginla, 96

MOST GOALS:

Jarome Iginla, 52

MOST ASSISTS:

Craig Conroy, 48

MOST PENALTY MINUTES:

Bob Boughner, 170

MOST WINS GOALIE:

Roman Turek, 30

TROPHIES AND AWARDS

RALPH T. SCURFIELD HUMANITARIAN AWARD

Jarome Iginla

MOLSON CUP

Jarome Iginla

NHL 1ST STAR

Jarome Iginla

ART ROSS TROPHY

Jarome Iginla

MAURICE "ROCKET" RICHARD TROPHY

Jarome Iginla

LESTER B. PEARSON AWARD

Jarome Iginla

| GOALTENDER | GP | MP | GA | GAA | W-L-OTL | SO | EN | GP | MP | GA | GAA | W-L | SO | EN |
|--------------|----|------|-----|------|----------|----|----|----|----|----|-----|-----|----|----|
| Roman Turek | 69 | 4081 | 172 | 2.53 | 30-28-11 | 5 | 6 | - | - | - | - | - | - | - |
| Mike Vernon | 18 | 825 | 38 | 2.73 | 2-9-1 | 1 | 1 | - | - | - | - | - | - | - |
| Kay Whitmore | 1 | 58 | 3 | 3.10 | 0-1-0 | 0 | 0 | - | - | - | - | - | - | - |
| TOTAL | 82 | 4990 | 220 | 2.65 | 32-38-12 | 7 | 7 | - | - | - | - | - | - | - |

2000-01

Jarome Iginla leads Flames with 71 points

| COACH | REGULAR SEASON | | | | | | | | | PLAYOFFS | | | | |
|----------------------|----------------|----|----|----|-----|-----|-----|-----|----|----------|---|----|----|--|
| | GP | W | L | T | OTL | PTS | GF | GA | GP | W | L | GF | GA | |
| Don Hay/Greg Gilbert | 82 | 27 | 36 | 15 | 4 | 73 | 197 | 236 | - | - | - | - | - | |

Regular Season: 4th Northwest Division, 20th overall.

| PLAYER | REGULAR SEASON | | | | | | PLAYOFFS | | | | |
|-----------------------|----------------|------------|------------|------------|-------------|----|----------|---|-----|-----|--|
| | GP | G | A | PTS | PIM | GP | G | A | PTS | PIM | |
| Jarome Iginla | 77 | 31 | 40 | 71 | 62 | - | - | - | - | - | |
| Marc Savard | 77 | 23 | 42 | 65 | 46 | - | - | - | - | - | |
| Valeri Bure | 78 | 27 | 28 | 55 | 26 | - | - | - | - | - | |
| Dave Lowry | 79 | 18 | 17 | 35 | 47 | - | - | - | - | - | |
| Phil Housley | 69 | 4 | 30 | 34 | 24 | - | - | - | - | - | |
| Craig Conroy | STL | 69 | 11 | 14 | 25 | 46 | - | - | - | - | |
| | CGY | 14 | 3 | 4 | 7 | 14 | - | - | - | - | |
| | TOTAL | 83 | 14 | 18 | 32 | 60 | - | - | - | - | |
| Derek Morris | 51 | 5 | 23 | 28 | 56 | - | - | - | - | - | |
| Oleg Saprykin | 59 | 9 | 14 | 23 | 43 | - | - | - | - | - | |
| Jeff Shantz | 73 | 5 | 15 | 20 | 58 | - | - | - | - | - | |
| Tommy Albelin | 77 | 1 | 19 | 20 | 22 | - | - | - | - | - | |
| Toni Lydman | 62 | 3 | 16 | 19 | 30 | - | - | - | - | - | |
| Jason Wiemer | 65 | 10 | 5 | 15 | 177 | - | - | - | - | - | |
| Clarke Wilm | 81 | 7 | 8 | 15 | 69 | - | - | - | - | - | |
| Igor Kravchuk | OTT | 15 | 1 | 5 | 6 | 14 | - | - | - | - | |
| | CGY | 37 | 0 | 8 | 8 | 4 | - | - | - | - | |
| | TOTAL | 52 | 1 | 13 | 14 | 18 | - | - | - | - | |
| Jeff Cowan | 51 | 9 | 4 | 13 | 74 | - | - | - | - | - | |
| Daniel Tkaczuk | 19 | 4 | 7 | 11 | 14 | - | - | - | - | - | |
| Ronald Petrovicky | 30 | 4 | 5 | 9 | 54 | - | - | - | - | - | |
| Denis Gauthier | 62 | 2 | 6 | 8 | 78 | - | - | - | - | - | |
| Chris Clark | 29 | 5 | 1 | 6 | 38 | - | - | - | - | - | |
| Brad Werenka | 33 | 1 | 4 | 5 | 16 | - | - | - | - | - | |
| Robyn Regehr | 71 | 1 | 3 | 4 | 70 | - | - | - | - | - | |
| Dwayne Hay | 49 | 1 | 3 | 4 | 16 | - | - | - | - | - | |
| Ron Sutter | 21 | 1 | 3 | 4 | 12 | - | - | - | - | - | |
| Benoit Gratton | 14 | 1 | 3 | 4 | 14 | - | - | - | - | - | |
| Steve Smith | 13 | 0 | 2 | 2 | 17 | - | - | - | - | - | |
| Dallas Eakins | 17 | 0 | 1 | 1 | 11 | - | - | - | - | - | |
| Mike Vernon | 41 | 0 | 1 | 1 | 16 | - | - | - | - | - | |
| Fred Brathwaite | 49 | 0 | 1 | 1 | 2 | - | - | - | - | - | |
| Martin Brochu | 0 | 0 | 0 | 0 | 0 | - | - | - | - | - | |
| Niklas Andersson | 11 | 0 | 1 | 1 | 4 | - | - | - | - | - | |
| Marty Murray | 7 | 0 | 0 | 0 | 0 | - | - | - | - | - | |
| Rico Fata | 5 | 0 | 0 | 0 | 6 | - | - | - | - | - | |
| Steve Begin | 4 | 0 | 0 | 0 | 21 | - | - | - | - | - | |
| TRADED PLAYERS | 141 | 22 | 33 | 55 | 221 | - | - | - | - | - | |
| TOTAL | 82 | 197 | 347 | 544 | 1376 | - | - | - | - | - | |

REGULAR SEASON

MOST POINTS:

Jarome Iginla, 71

MOST GOALS:

Jarome Iginla, 31

MOST ASSISTS:

Marc Savard, 42

MOST PENALTY MINUTES:

Jason Wiemer, 177

MOST WINS GOALIE:

Fred Brathwaite, 15

TROPHIES AND AWARDS

RALPH T. SCURFIELD HUMANITARIAN AWARD

Jarome Iginla

MOLSON CUP

Jarome Iginla

| GOALTENDER | GP | MP | GA | GAA | W-L-OTL | SO | EN | GP | MP | GA | GAA | W-L | SO | EN |
|-----------------|-----------|-------------|------------|-------------|-----------------|----------|----------|----|----|----|-----|-----|----|----|
| Fred Brathwaite | 49 | 2742 | 106 | 2.32 | 15-17-10 | 5 | 6 | - | - | - | - | - | - | - |
| Mike Vernon | 41 | 2246 | 121 | 3.23 | 12-23-5 | 3 | 3 | - | - | - | - | - | - | - |
| TOTAL | 82 | 5009 | 236 | 2.83 | 27-40-15 | 8 | 9 | - | - | - | - | - | - | - |

1999-2000

Valeri Bure leads Flames with 75 points

| COACH | REGULAR SEASON | | | | | | | | | PLAYOFFS | | | | |
|--------------|----------------|----|----|----|-----|-----|-----|-----|----|----------|---|----|----|--|
| | GP | W | L | T | OTL | PTS | GF | GA | GP | W | L | GF | GA | |
| Brian Sutter | 82 | 31 | 36 | 10 | 5 | 77 | 211 | 256 | - | - | - | - | - | |

Regular Season: 4th Northwest Division, 22nd overall.

| PLAYER | REGULAR SEASON | | | | | PLAYOFFS | | | | |
|--------------------|----------------|------------|------------|------------|-------------|----------|---|---|-----|-----|
| | GP | G | A | PTS | PIM | GP | G | A | PTS | PIM |
| Valeri Bure | 82 | 35 | 40 | 75 | 50 | - | - | - | - | - |
| Jarome Iginla | 77 | 29 | 34 | 63 | 26 | - | - | - | - | - |
| Phil Housley | 78 | 11 | 44 | 55 | 24 | - | - | - | - | - |
| Marc Savard | 78 | 22 | 31 | 53 | 56 | - | - | - | - | - |
| Derek Morris | 78 | 9 | 29 | 38 | 80 | - | - | - | - | - |
| Sergei Krivokrasov | NSH | 63 | 9 | 17 | 26 | 40 | - | - | - | - |
| | CGY | 12 | 1 | 10 | 11 | 4 | - | - | - | - |
| | TOTAL | 75 | 10 | 27 | 37 | 44 | - | - | - | - |
| Andrei Nazarov | 76 | 10 | 22 | 32 | 78 | - | - | - | - | - |
| Jeff Shantz | 74 | 13 | 18 | 31 | 30 | - | - | - | - | - |
| Darryl Shannon | ATL | 49 | 5 | 13 | 18 | 65 | - | - | - | - |
| | CGY | 27 | 1 | 8 | 9 | 22 | - | - | - | - |
| | TOTAL | 76 | 6 | 21 | 27 | 87 | - | - | - | - |
| Jason Wiemer | 64 | 11 | 11 | 22 | 120 | - | - | - | - | - |
| Clarke Wilm | 78 | 10 | 12 | 22 | 67 | - | - | - | - | - |
| Cory Stillman | 37 | 12 | 9 | 21 | 12 | - | - | - | - | - |
| Bill Lindsay | 80 | 8 | 12 | 20 | 86 | - | - | - | - | - |
| Martin St. Louis | 56 | 3 | 15 | 18 | 22 | - | - | - | - | - |
| Andreas Johansson | TBL | 12 | 2 | 3 | 5 | 8 | - | - | - | - |
| | CGY | 28 | 3 | 7 | 10 | 14 | - | - | - | - |
| | TOTAL | 40 | 5 | 10 | 15 | 22 | - | - | - | - |
| Brad Werenka | PIT | 61 | 3 | 8 | 11 | 69 | - | - | - | - |
| | CGY | 12 | 1 | 1 | 2 | 21 | - | - | - | - |
| | TOTAL | 73 | 4 | 9 | 13 | 90 | - | - | - | - |
| Robyn Regehr | 57 | 5 | 7 | 12 | 46 | - | - | - | - | - |
| Tommy Albelin | 41 | 4 | 6 | 10 | 12 | - | - | - | - | - |
| Bobby Dollas | OTT | 1 | 0 | 0 | 0 | 0 | - | - | - | - |
| | CGY | 49 | 3 | 7 | 10 | 28 | - | - | - | - |
| | TOTAL | 50 | 3 | 7 | 10 | 28 | - | - | - | - |
| Marc Bureau | PHI | 54 | 2 | 2 | 4 | 10 | - | - | - | - |
| | CGY | 9 | 1 | 3 | 4 | 2 | - | - | - | - |
| | TOTAL | 63 | 3 | 5 | 8 | 12 | - | - | - | - |
| Jeff Cowan | 13 | 4 | 1 | 5 | 16 | - | - | - | - | - |
| Jason Botterill | ATL | 25 | 1 | 4 | 5 | 17 | - | - | - | - |
| | CGY | 2 | 0 | 0 | 0 | 0 | - | - | - | - |
| | TOTAL | 27 | 1 | 4 | 5 | 17 | - | - | - | - |
| Steve Smith | 20 | 0 | 4 | 4 | 42 | - | - | - | - | - |
| Sergei Varlamov | 7 | 3 | 0 | 3 | 0 | - | - | - | - | - |
| Steve Begin | 13 | 1 | 1 | 2 | 18 | - | - | - | - | - |
| Denis Gauthier | 39 | 1 | 1 | 2 | 50 | - | - | - | - | - |
| Benoit Gratton | 10 | 0 | 2 | 2 | 10 | - | - | - | - | - |
| Wade Belak | 40 | 0 | 2 | 2 | 122 | - | - | - | - | - |
| Stewart Malgunas | 4 | 0 | 1 | 1 | 2 | - | - | - | - | - |
| Oleg Saprykin | 4 | 0 | 1 | 1 | 2 | - | - | - | - | - |
| Chris Clark | 22 | 0 | 1 | 1 | 14 | - | - | - | - | - |
| Steve Dubinsky | 23 | 0 | 1 | 1 | 4 | - | - | - | - | - |
| Lee Sorochan | 1 | 0 | 0 | 0 | 0 | - | - | - | - | - |
| Dave Roche | 2 | 0 | 0 | 0 | 5 | - | - | - | - | - |
| Rico Fata | 2 | 0 | 0 | 0 | 0 | - | - | - | - | - |
| Darrel Scoville | 6 | 0 | 0 | 0 | 2 | - | - | - | - | - |
| J-S Giguere | 7 | 0 | 0 | 0 | 2 | - | - | - | - | - |
| Eric Charron | 21 | 0 | 0 | 0 | 37 | - | - | - | - | - |
| Grant Fuhr | 23 | 0 | 0 | 0 | 2 | - | - | - | - | - |
| Fred Brathwaite | 61 | 0 | 0 | 0 | 4 | - | - | - | - | - |
| BENCH | 153 | 10 | 29 | 39 | 135 | - | - | - | - | - |
| TOTAL | 82 | 211 | 370 | 581 | 1267 | - | - | - | - | - |

| GOALTENDER | GP | MP | GA | GAA | W-L-OTL | SO | EN | GP | MP | GA | GAA | W-L | SO | EN |
|-----------------|-----------|-------------|------------|-------------|-----------------|----------|----------|----|----|----|-----|-----|----|----|
| J-S Giguere | 7 | 330 | 15 | 2.73 | 1-3-1 | 0 | 1 | - | - | - | - | - | - | - |
| Fred Brathwaite | 61 | 3448 | 158 | 2.75 | 25-25-7 | 5 | 3 | - | - | - | - | - | - | - |
| Grant Fuhr | 23 | 1205 | 77 | 3.83 | 5-13-2 | 0 | 2 | - | - | - | - | - | - | - |
| TOTAL | 82 | 5007 | 256 | 3.07 | 31-41-10 | 5 | 6 | - | - | - | - | - | - | - |

REGULAR SEASON

MOST POINTS:

Valeri Bure, 75

MOST GOALS:

Valeri Bure, 35

MOST ASSISTS:

Phil Housley, 44

MOST PENALTY MINUTES:

Wade Belak, 122

MOST WINS GOALIE:

Fred Brathwaite, 25

TROPHIES AND AWARDS

RALPH T. SCURFIELD HUMANITARIAN AWARD

Robyn Regehr

MOLSON CUP

Fred Brathwaite

1998-99

Cory Stillman leads Flames with 57 points

| COACH | REGULAR SEASON | | | | | | | | PLAYOFFS | | | | |
|--------------|----------------|----|----|----|-----|-----|-----|----|----------|---|----|----|--|
| | GP | W | L | T | PTS | GF | GA | GP | W | L | GF | GA | |
| Brian Sutter | 82 | 30 | 40 | 12 | 72 | 211 | 234 | - | - | - | - | - | |

Regular Season: 3rd Northwest Division, 20th overall.

| PLAYER | REGULAR SEASON | | | | | PLAYOFFS | | | | |
|-------------------|----------------|-----------|------------|------------|------------|-------------|---|---|-----|-----|
| | GP | G | A | PTS | PIM | GP | G | A | PTS | PIM |
| Cory Stillman | 76 | 27 | 30 | 57 | 38 | - | - | - | - | - |
| Phil Housley | 79 | 11 | 43 | 54 | 52 | - | - | - | - | - |
| Valeri Bure | 80 | 26 | 27 | 53 | 22 | - | - | - | - | - |
| Jarome Iginla | 82 | 28 | 23 | 51 | 58 | - | - | - | - | - |
| Andrew Cassels | 70 | 12 | 25 | 37 | 18 | - | - | - | - | - |
| Derek Morris | 71 | 7 | 27 | 34 | 73 | - | - | - | - | - |
| Rene Corbet | COL | 53 | 8 | 14 | 22 | 58 | - | - | - | - |
| | CGY | 20 | 5 | 4 | 9 | 10 | - | - | - | - |
| | TOTAL | 73 | 13 | 18 | 31 | 68 | - | - | - | - |
| Jeff Shantz | CHI | 7 | 1 | 0 | 1 | 4 | - | - | - | - |
| | CGY | 69 | 12 | 17 | 29 | 40 | - | - | - | - |
| | TOTAL | 76 | 13 | 17 | 30 | 44 | - | - | - | - |
| Jason Wiemer | | 78 | 8 | 13 | 21 | 177 | - | - | - | - |
| Clarke Wilm | | 78 | 10 | 8 | 18 | 53 | - | - | - | - |
| Andrei Nazarov | TBL | 26 | 2 | 0 | 2 | 43 | - | - | - | - |
| | CGY | 36 | 5 | 9 | 14 | 30 | - | - | - | - |
| | TOTAL | 62 | 7 | 9 | 16 | 73 | - | - | - | - |
| Steve Smith | | 69 | 1 | 14 | 15 | 80 | - | - | - | - |
| Steve Dubinsky | CHI | 1 | 0 | 0 | 0 | 0 | - | - | - | - |
| | CGY | 61 | 4 | 10 | 14 | 0 | - | - | - | - |
| | TOTAL | 62 | 4 | 10 | 14 | 14 | - | - | - | - |
| Cale Hulse | | 73 | 3 | 9 | 12 | 117 | - | - | - | - |
| Hnat Domenichelli | | 23 | 5 | 5 | 10 | 11 | - | - | - | - |
| Todd Simpson | | 73 | 2 | 8 | 10 | 151 | - | - | - | - |
| Ed Ward | | 68 | 3 | 5 | 8 | 67 | - | - | - | - |
| Denis Gauthier | | 55 | 3 | 4 | 7 | 68 | - | - | - | - |
| Dave Roche | | 36 | 3 | 3 | 6 | 44 | - | - | - | - |
| Tommy Albelin | | 60 | 1 | 5 | 6 | 8 | - | - | - | - |
| Bob Bassen | | 41 | 1 | 2 | 3 | 35 | - | - | - | - |
| Tom Chorske | NYI | 2 | 0 | 1 | 1 | 2 | - | - | - | - |
| | WSH | 17 | 0 | 2 | 2 | 4 | - | - | - | - |
| | CGY | 7 | 0 | 0 | 0 | 2 | - | - | - | - |
| | TOTAL | 26 | 0 | 3 | 3 | 8 | - | - | - | - |
| Martin St. Louis | | 13 | 1 | 1 | 2 | 10 | - | - | - | - |
| Fred Brathwaite | | 28 | 0 | 2 | 2 | 2 | - | - | - | - |
| Eric Landry | | 3 | 0 | 1 | 1 | 0 | - | - | - | - |
| Tyler Moss | | 11 | 0 | 1 | 1 | 0 | - | - | - | - |
| Eric Charron | | 12 | 0 | 1 | 1 | 14 | - | - | - | - |
| J-S Giguere | | 15 | 0 | 1 | 1 | 4 | - | - | - | - |
| Rico Fata | | 20 | 0 | 1 | 1 | 4 | - | - | - | - |
| Ken Wregget | | 27 | 0 | 1 | 1 | 8 | - | - | - | - |
| Wade Belak | COL | 22 | 0 | 0 | 0 | 71 | - | - | - | - |
| | CGY | 9 | 0 | 1 | 1 | 23 | - | - | - | - |
| | TOTAL | 31 | 0 | 1 | 1 | 94 | - | - | - | - |
| Lee Sorochan | | 2 | 0 | 0 | 0 | 0 | - | - | - | - |
| Rocky Thompson | | 3 | 0 | 0 | 0 | 25 | - | - | - | - |
| Tyrone Garner | | 3 | 0 | 0 | 0 | 0 | - | - | - | - |
| Andrei Trefilov | CHI | 1 | 0 | 0 | 0 | 0 | - | - | - | - |
| | CGY | 4 | 0 | 0 | 0 | 0 | - | - | - | - |
| | TOTAL | 5 | 0 | 0 | 0 | 0 | - | - | - | - |
| BENCH | | 109 | 33 | 47 | 80 | 123 | - | - | - | - |
| TOTAL | | 82 | 211 | 348 | 559 | 1367 | - | - | - | - |

| GOALTENDER | GP | MP | GA | GAA | W-L-OTL | SO | EN | GP | MP | GA | GAA | W-L | SO | EN |
|-----------------|-----------|-------------|------------|-------------|-----------------|----------|----------|----|----|----|-----|-----|----|----|
| Fred Brathwaite | 28 | 1663 | 68 | 2.45 | 11-9-7 | 1 | 3 | - | - | - | - | - | - | - |
| Tyler Moss | 11 | 550 | 23 | 2.51 | 3-7-0 | 0 | 0 | - | - | - | - | - | - | - |
| Ken Wregget | 27 | 1590 | 67 | 2.53 | 10-12-4 | 1 | 2 | - | - | - | - | - | - | - |
| J-S Giguere | 15 | 860 | 46 | 3.21 | 6-7-1 | 0 | 2 | - | - | - | - | - | - | - |
| Andrei Trefilov | CHI | 1 | 25 | 4 | 9.60 | 0-1-0 | 0 | 0 | - | - | - | - | - | - |
| | CGY | 4 | 162 | 11 | 4.07 | 0-3-0 | 0 | 0 | - | - | - | - | - | - |
| | TOTAL | 5 | 187 | 15 | 4.81 | 0-4-0 | 0 | 0 | - | - | - | - | - | - |
| Tyrone Garner | 3 | 139 | 12 | 5.18 | 0-2-0 | 0 | 0 | - | - | - | - | - | - | - |
| TOTAL | 82 | 4990 | 234 | 2.81 | 30-40-12 | 2 | 7 | - | - | - | - | - | - | - |

REGULAR SEASON

MOST POINTS:

Cory Stillman, 57

MOST GOALS:

Jarome Iginla, 28

MOST ASSISTS:

Phil Housley, 43

MOST PENALTY MINUTES:

Jason Wiemer, 177

MOST WINS GOALIE:

Fred Brathwaite, 11

TROPHIES AND AWARDS

RALPH T. SCURFIELD HUMANITARIAN AWARD

Ed Ward

MOLSON CUP

Fred Brathwaite

1997-98

Brian Sutter returns home to Alberta to coach the Flames

| COACH | REGULAR SEASON | | | | | | | PLAYOFFS | | | | |
|--------------|----------------|----|----|----|-----|-----|-----|----------|---|---|----|----|
| | GP | W | L | T | PTS | GF | GA | GP | W | L | GF | GA |
| Brian Sutter | 82 | 26 | 41 | 15 | 67 | 217 | 252 | - | - | - | - | - |

Regular Season: 5th Pacific Division, 22nd overall.

| PLAYER | REGULAR SEASON | | | | | PLAYOFFS | | | | |
|-----------------------|----------------|------------|------------|------------|-------------|----------|---|---|-----|-----|
| | GP | G | A | PTS | PIM | GP | G | A | PTS | PIM |
| Theoren Fleury | 82 | 27 | 51 | 78 | 197 | - | - | - | - | - |
| Cory Stillman | 72 | 27 | 22 | 49 | 40 | - | - | - | - | - |
| Marty McInnis | 75 | 19 | 25 | 44 | 34 | - | - | - | - | - |
| Andrew Cassels | 81 | 17 | 27 | 44 | 32 | - | - | - | - | - |
| German Titov | 68 | 18 | 22 | 40 | 38 | - | - | - | - | - |
| Valeri Bure | MTL 50 | 7 | 22 | 29 | 33 | - | - | - | - | - |
| | CGY 16 | 5 | 4 | 9 | 2 | - | - | - | - | - |
| | TOTAL 66 | 12 | 26 | 38 | 35 | - | - | - | - | - |
| Michael Nylander | 65 | 13 | 23 | 36 | 24 | - | - | - | - | - |
| Jarome Iginla | 70 | 13 | 19 | 32 | 29 | - | - | - | - | - |
| Derek Morris | 82 | 9 | 20 | 29 | 88 | - | - | - | - | - |
| Cale Hulse | 79 | 5 | 22 | 27 | 169 | - | - | - | - | - |
| Jason Wiemer | TBL 67 | 8 | 9 | 17 | 132 | - | - | - | - | - |
| | CGY 12 | 4 | 1 | 5 | 28 | - | - | - | - | - |
| | TOTAL 79 | 12 | 10 | 22 | 160 | - | - | - | - | - |
| Tommy Albelin | 69 | 2 | 17 | 19 | 32 | - | - | - | - | - |
| James Patrick | 60 | 6 | 11 | 17 | 26 | - | - | - | - | - |
| Hnat Domenichelli | 31 | 9 | 7 | 16 | 6 | - | - | - | - | - |
| Jim Dowd | 48 | 6 | 8 | 14 | 12 | - | - | - | - | - |
| Joel Bouchard | 44 | 5 | 7 | 12 | 57 | - | - | - | - | - |
| Jamie Allison | 43 | 3 | 8 | 11 | 104 | - | - | - | - | - |
| Ed Ward | 64 | 4 | 5 | 9 | 122 | - | - | - | - | - |
| Chris Dingman | 70 | 3 | 3 | 6 | 149 | - | - | - | - | - |
| Todd Simpson | 53 | 1 | 5 | 6 | 109 | - | - | - | - | - |
| Aaron Gavey | 26 | 2 | 3 | 5 | 24 | - | - | - | - | - |
| Dwayne Roloson | 39 | 0 | 4 | 4 | 10 | - | - | - | - | - |
| Erik Andersson | 12 | 2 | 1 | 3 | 8 | - | - | - | - | - |
| Chris O'Sullivan | 12 | 0 | 2 | 2 | 10 | - | - | - | - | - |
| Eric Landry | 12 | 1 | 0 | 1 | 4 | - | - | - | - | - |
| Ladislav Kohn | 4 | 0 | 1 | 1 | 0 | - | - | - | - | - |
| Todd Hlushko | 13 | 0 | 1 | 1 | 27 | - | - | - | - | - |
| Kevin Dahl | 19 | 0 | 1 | 1 | 6 | - | - | - | - | - |
| Rick Tabaracci | 42 | 0 | 1 | 1 | 14 | - | - | - | - | - |
| Sergei Varlamov | 1 | 0 | 0 | 0 | 0 | - | - | - | - | - |
| Eric Charron | 2 | 0 | 0 | 0 | 4 | - | - | - | - | - |
| Marty Murray | 2 | 0 | 0 | 0 | 2 | - | - | - | - | - |
| Travis Brigley | 2 | 0 | 0 | 0 | 2 | - | - | - | - | - |
| Steve Begin | 5 | 0 | 0 | 0 | 23 | - | - | - | - | - |
| Tyler Moss | 6 | 0 | 0 | 0 | 0 | - | - | - | - | - |
| Denis Gauthier | 10 | 0 | 0 | 0 | 16 | - | - | - | - | - |
| Rocky Thompson | 12 | 0 | 0 | 0 | 61 | - | - | - | - | - |
| Mike Peluso | 23 | 0 | 0 | 0 | 113 | - | - | - | - | - |
| BENCH | - | - | - | - | 10 | - | - | - | - | - |
| TRADED PLAYERS | 137 | 16 | 20 | 36 | 227 | - | - | - | - | - |
| TOTAL | 82 | 217 | 341 | 558 | 1859 | - | - | - | - | - |

REGULAR SEASON

MOST POINTS:

Theoren Fleury, 78

MOST GOALS:

Theoren Fleury, 27

Cory Stillman, 27

MOST ASSISTS:

Theoren Fleury, 51

MOST PENALTY MINUTES:

Theoren Fleury, 197

MOST WINS GOALIE:

Rick Tabaracci, 13

TROPHIES AND AWARDS

RALPH T. SCURFIELD HUMANITARIAN AWARD

Ed Ward

MOLSON CUP

Theoren Fleury

NHL ROOKIE ALL-STAR

Derek Morris

| GOALTENDER | GP | MP | GA | GAA | W-L-OTL | SO | EN | GP | MP | GA | GAA | W-L | SO | EN |
|----------------|-----------|-------------|------------|-------------|-----------------|----------|----------|----|----|----|-----|-----|----|----|
| Rick Tabaracci | 42 | 2419 | 116 | 2.88 | 13-22-6 | 0 | 2 | - | - | - | - | - | - | - |
| Dwayne Roloson | 39 | 2205 | 110 | 2.99 | 11-16-8 | 0 | 4 | - | - | - | - | - | - | - |
| Tyler Moss | 6 | 367 | 20 | 3.27 | 2-3-1 | 0 | 0 | - | - | - | - | - | - | - |
| TOTAL | 82 | 5016 | 252 | 3.01 | 26-41-15 | 0 | 6 | - | - | - | - | - | - | - |

1996-97

Iginla leads all NHL rookies with 50 points

| COACH | REGULAR SEASON | | | | | | | PLAYOFFS | | | | |
|-------------|----------------|----|----|---|-----|-----|-----|----------|---|---|----|----|
| | GP | W | L | T | PTS | GF | GA | GP | W | L | GF | GA |
| Pierre Page | 82 | 32 | 41 | 9 | 73 | 214 | 239 | - | - | - | - | - |

Regular Season: 5th Pacific Division, 21st overall.

| PLAYER | REGULAR SEASON | | | | | PLAYOFFS | | | | |
|-----------------------|----------------|------------|------------|------------|-------------|----------|---|---|-----|-----|
| | GP | G | A | PTS | PIM | GP | G | A | PTS | PIM |
| Theoren Fleury | 81 | 29 | 38 | 67 | 104 | - | - | - | - | - |
| Dave Gagner | 82 | 27 | 33 | 60 | 48 | - | - | - | - | - |
| German Titov | 79 | 22 | 30 | 52 | 36 | - | - | - | - | - |
| Jarome Iginla | 82 | 21 | 29 | 50 | 37 | - | - | - | - | - |
| Marty McInnis | NYI 70 | 20 | 22 | 42 | 20 | - | - | - | - | - |
| | CGY 10 | 3 | 4 | 7 | 2 | - | - | - | - | - |
| | Total 80 | 23 | 26 | 49 | 22 | - | - | - | - | - |
| Jonas Hoglund | 68 | 19 | 16 | 35 | 12 | - | - | - | - | - |
| Corey Millen | 61 | 11 | 15 | 26 | 32 | - | - | - | - | - |
| Cory Stillman | 58 | 6 | 20 | 26 | 14 | - | - | - | - | - |
| Aaron Gavey | TBL 16 | 1 | 2 | 3 | 12 | - | - | - | - | - |
| | CGY 41 | 7 | 9 | 16 | 34 | - | - | - | - | - |
| | TOTAL 57 | 8 | 11 | 19 | 46 | - | - | - | - | - |
| Todd Hlushko | 58 | 7 | 11 | 18 | 49 | - | - | - | - | - |
| Ron Stern | 79 | 7 | 10 | 17 | 157 | - | - | - | - | - |
| Yves Racine | 46 | 1 | 15 | 16 | 24 | - | - | - | - | - |
| Tommy Albelin | 72 | 4 | 11 | 15 | 14 | - | - | - | - | - |
| Todd Simpson | 82 | 1 | 13 | 14 | 208 | - | - | - | - | - |
| Ed Ward | 40 | 5 | 8 | 13 | 49 | - | - | - | - | - |
| Mike Sullivan | 67 | 5 | 6 | 11 | 10 | - | - | - | - | - |
| Glen Featherstone | HFD 41 | 2 | 5 | 7 | 87 | - | - | - | - | - |
| | CGY 13 | 1 | 3 | 4 | 19 | - | - | - | - | - |
| | TOTAL 54 | 3 | 8 | 11 | 106 | - | - | - | - | - |
| Chris O'Sullivan | 27 | 2 | 8 | 10 | 2 | - | - | - | - | - |
| Joel Bouchard | 76 | 4 | 5 | 9 | 49 | - | - | - | - | - |
| Sandy McCarthy | 33 | 3 | 5 | 8 | 113 | - | - | - | - | - |
| Cale Hulse | 63 | 1 | 6 | 7 | 91 | - | - | - | - | - |
| Hnat Domenichelli | HFD 13 | 2 | 1 | 3 | 7 | - | - | - | - | - |
| | CGY 10 | 1 | 2 | 3 | 2 | - | - | - | - | - |
| | TOTAL 23 | 3 | 3 | 6 | 9 | - | - | - | - | - |
| James Patrick | 19 | 3 | 1 | 4 | 6 | - | - | - | - | - |
| Dale McTavish | 9 | 1 | 2 | 3 | 2 | - | - | - | - | - |
| Trevor Kidd | 55 | 0 | 2 | 2 | 16 | - | - | - | - | - |
| Sami Helenius | 3 | 0 | 1 | 1 | 0 | - | - | - | - | - |
| Sasha Lakovic | 19 | 0 | 1 | 1 | 54 | - | - | - | - | - |
| Paxton Schulte | 1 | 0 | 0 | 0 | 2 | - | - | - | - | - |
| Zarley Zalapski | 2 | 0 | 0 | 0 | 0 | - | - | - | - | - |
| Marty Murray | 2 | 0 | 0 | 0 | 4 | - | - | - | - | - |
| Marko Jantunen | 3 | 0 | 0 | 0 | 0 | - | - | - | - | - |
| Rick Tabaracci | 7 | 0 | 0 | 0 | 0 | - | - | - | - | - |
| Jamie Allison | 20 | 0 | 0 | 0 | 35 | - | - | - | - | - |
| Dwayne Roloson | 31 | 0 | 0 | 0 | 2 | - | - | - | - | - |
| BENCH | - | - | - | - | 16 | - | - | - | - | - |
| TRADED PLAYERS | 170 | 23 | 42 | 65 | 201 | - | - | - | - | - |
| TOTAL | 82 | 241 | 383 | 624 | 1524 | - | - | - | - | - |

REGULAR SEASON

MOST POINTS:

Theoren Fleury, 67

MOST GOALS:

Theoren Fleury, 29

MOST ASSISTS:

Theoren Fleury, 38

MOST PENALTY MINUTES:

Todd Simpson, 208

MOST WINS GOALIE:

Trevor Kidd, 21

TROPHIES AND AWARDS

RALPH T. SCURFIELD HUMANITARIAN AWARD

Mike Sullivan

MOLSON CUP

Trevor Kidd

NHL ROOKIE ALL-STAR

Jarome Iginla

| GOALTENDER | GP | MP | GA | GAA | W-L-OTL | SO | EN | GP | MP | GA | GAA | W-L | SO | EN |
|----------------|-----------|-------------|------------|-------------|----------------|----------|----------|----|----|----|-----|-----|----|----|
| Rick Tabaracci | 7 | 361 | 14 | 2.33 | 2-4-0 | 1 | 0 | - | - | - | - | - | - | - |
| Trevor Kidd | 55 | 2979 | 141 | 2.84 | 21-23-6 | 4 | 4 | - | - | - | - | - | - | - |
| Dwayne Roloson | 31 | 1618 | 78 | 2.89 | 9-14-3 | 1 | 2 | - | - | - | - | - | - | - |
| TOTAL | 82 | 4958 | 233 | 2.82 | 32-41-9 | 6 | 6 | - | - | - | - | - | - | - |

1995-95

Pierre Page returns to Calgary | Roberts wins Masterton Trophy

| COACH | REGULAR SEASON | | | | | | | PLAYOFFS | | | | |
|-------------|----------------|----|----|----|-----|-----|-----|----------|---|---|----|----|
| | GP | W | L | T | PTS | GF | GA | GP | W | L | GF | GA |
| Pierre Page | 82 | 34 | 37 | 11 | 79 | 241 | 240 | 4 | 0 | 4 | 7 | 16 |

Regular Season: Tied 2nd Pacific Division, tied 15th overall. Playoffs: Western Conference Quarter-Finals — lost series to Chicago 4-0.

| PLAYER | | REGULAR SEASON | | | | | PLAYOFFS | | | | |
|------------------|-------|----------------|------------|------------|------------|-------------|----------|----------|-----------|-----------|-----------|
| | | GP | G | A | PTS | PIM | GP | G | A | PTS | PIM |
| Theoren Fleury | | 80 | 46 | 50 | 96 | 112 | 4 | 2 | 1 | 3 | 14 |
| German Titov | | 82 | 28 | 39 | 67 | 24 | 4 | 0 | 2 | 2 | 0 |
| Michael Nylander | | 73 | 17 | 38 | 55 | 20 | 4 | 0 | 0 | 0 | 0 |
| Phil Housley | | 59 | 16 | 36 | 52 | 22 | - | - | - | - | - |
| Gary Roberts | | 35 | 22 | 20 | 42 | 78 | - | - | - | - | - |
| Cory Stillman | | 74 | 16 | 19 | 35 | 41 | 2 | 1 | 1 | 2 | 0 |
| James Patrick | | 80 | 3 | 32 | 35 | 30 | 4 | 0 | 0 | 0 | 2 |
| Steve Chiasson | | 76 | 8 | 25 | 33 | 62 | 4 | 2 | 1 | 3 | 0 |
| Zarley Zalapski | | 80 | 12 | 17 | 29 | 115 | 4 | 0 | 1 | 1 | 10 |
| Mike Sullivan | | 81 | 9 | 12 | 21 | 24 | 4 | 0 | 0 | 0 | 0 |
| Corey Millen | DAL | 13 | 3 | 4 | 7 | 8 | - | - | - | - | - |
| | CGY | 31 | 4 | 10 | 14 | 10 | - | - | - | - | - |
| | TOTAL | 44 | 7 | 14 | 21 | 18 | - | - | - | - | - |
| Sandy McCarthy | | 75 | 9 | 7 | 16 | 173 | 4 | 0 | 0 | 0 | 10 |
| Pavel Torgaev | | 41 | 6 | 10 | 16 | 14 | 1 | 0 | 0 | 0 | 0 |
| Ron Stern | | 52 | 10 | 5 | 15 | 111 | 4 | 0 | 2 | 2 | 8 |
| Paul Kruse | | 75 | 3 | 12 | 15 | 145 | 3 | 0 | 0 | 0 | 4 |
| Dean Evason | | 67 | 7 | 7 | 14 | 38 | 3 | 0 | 1 | 1 | 0 |
| Bob Sweeney | NYI | 66 | 6 | 6 | 12 | 59 | - | - | - | - | - |
| | CGY | 6 | 1 | 1 | 2 | 6 | 2 | 0 | 0 | 0 | 0 |
| | TOTAL | 72 | 7 | 7 | 14 | 65 | 2 | 0 | 0 | 0 | 0 |
| Tommy Albelin | NJD | 53 | 1 | 12 | 13 | 14 | - | - | - | - | - |
| | CGY | 20 | 0 | 1 | 1 | 4 | 4 | 0 | 0 | 0 | 0 |
| | TOTAL | 73 | 1 | 13 | 14 | 18 | 4 | 0 | 0 | 0 | 0 |
| Jocelyn Lemieux | HFD | 29 | 1 | 2 | 3 | 31 | - | - | - | - | - |
| | NJD | 18 | 0 | 1 | 1 | 4 | - | - | - | - | - |
| | CGY | 20 | 4 | 4 | 8 | 10 | 4 | 0 | 0 | 0 | 0 |
| TOTAL | 67 | 5 | 7 | 12 | 45 | 4 | 0 | 0 | 0 | 0 | |
| Jamie Huscroft | | 70 | 3 | 9 | 12 | 162 | 4 | 0 | 1 | 1 | 4 |
| Sheldon Kennedy | | 41 | 3 | 7 | 10 | 36 | 3 | 1 | 0 | 1 | 2 |
| Claude Lapointe | COL | 3 | 0 | 0 | 0 | 0 | - | - | - | - | - |
| | CGY | 32 | 4 | 5 | 9 | 20 | 2 | 0 | 0 | 0 | 0 |
| | TOTAL | 35 | 4 | 5 | 9 | 20 | 2 | 0 | 0 | 0 | 0 |
| Ed Ward | | 41 | 3 | 5 | 8 | 44 | - | - | - | - | - |
| Marty Murray | | 15 | 3 | 3 | 6 | 0 | - | - | - | - | - |
| Yves Sarault | MTL | 14 | 0 | 0 | 0 | 4 | - | - | - | - | - |
| | CGY | 11 | 2 | 1 | 3 | 4 | - | - | - | - | - |
| | TOTAL | 25 | 2 | 1 | 3 | 8 | - | - | - | - | - |
| Trent Yawney | | 69 | 0 | 3 | 3 | 88 | 4 | 0 | 0 | 0 | 2 |
| Kevin Dahl | | 32 | 1 | 1 | 2 | 26 | 1 | 0 | 0 | 0 | 0 |
| Rick Tabaracci | | 43 | 0 | 2 | 2 | 8 | 3 | 0 | 0 | 0 | 4 |
| Trevor Kidd | | 47 | 0 | 2 | 2 | 4 | 2 | 0 | 0 | 0 | 0 |
| Ladislav Kohn | | 5 | 1 | 0 | 1 | 2 | - | - | - | - | - |
| Craig Ferguson | CGY | 8 | 0 | 0 | 0 | 4 | - | - | - | - | - |
| | MTL | 10 | 1 | 0 | 1 | 2 | - | - | - | - | - |
| | TOTAL | 18 | 1 | 0 | 1 | 6 | - | - | - | - | - |
| Jarrod Skalde | | 1 | 0 | 0 | 0 | 0 | - | - | - | - | - |
| Niklas Sundblad | | 2 | 0 | 0 | 0 | 0 | - | - | - | - | - |
| Todd Hlushko | | 4 | 0 | 0 | 0 | 6 | - | - | - | - | - |
| Joel Bouchard | | 4 | 0 | 0 | 0 | 4 | - | - | - | - | - |
| Vesa Viitakoski | | 5 | 0 | 0 | 0 | 2 | - | - | - | - | - |
| Todd Simpson | | 6 | 0 | 0 | 0 | 32 | - | - | - | - | - |
| Pat Conacher | | 7 | 0 | 0 | 0 | 0 | - | - | - | - | - |
| Cale Hulse | NJD | 8 | 0 | 0 | 0 | 15 | - | - | - | - | - |
| | CGY | 3 | 0 | 0 | 0 | 5 | 1 | 0 | 0 | 0 | 0 |
| | TOTAL | 11 | 0 | 0 | 0 | 20 | 1 | 0 | 0 | 0 | 0 |
| Dan Kecmer | | 13 | 0 | 0 | 0 | 14 | - | - | - | - | - |
| Jarome Iginla | | - | - | - | - | - | 2 | 1 | 1 | 2 | 0 |
| BENCH | | - | - | - | - | 24 | - | - | - | - | - |
| TOTAL | | 82 | 241 | 383 | 624 | 1524 | 4 | 7 | 11 | 18 | 60 |

| GOALTENDER | GP | MP | GA | GAA | W-L-OTL | SO | EN | GP | MP | GA | GAA | W-L | SO | EN |
|----------------|-----------|-------------|------------|-------------|-----------------|----------|----------|----------|------------|-----------|-------------|------------|----------|----------|
| Trevor Kidd | 47 | 2570 | 119 | 2.78 | 15-21-8 | 3 | 2 | 2 | 83 | 9 | 6.51 | 0-1 | 0 | 0 |
| Rick Tabaracci | 43 | 2391 | 117 | 2.94 | 19-16-3 | 3 | 2 | 3 | 204 | 7 | 2.06 | 0-3 | 0 | 0 |
| TOTAL | 82 | 4984 | 240 | 2.89 | 34-37-11 | 6 | 4 | 4 | 290 | 16 | 3.31 | 0-4 | 0 | 0 |

REGULAR SEASON

MOST POINTS:

Theoren Fleury, 96

MOST GOALS:

Theoren Fleury, 46

MOST ASSISTS:

Theoren Fleury, 50

MOST PENALTY MINUTES:

Sandy McCarthy, 173

MOST WINS GOALIE:

Rick Tabaracci, 19

PLAYOFFS

MOST POINTS:

Steve Chiasson, 3

Theoren Fleury, 3

MOST GOALS:

Steve Chiasson, 2

Theoren Fleury, 2

MOST ASSISTS:

Ron Stern, 2

German Titov, 2

MOST PENALTY MINUTES:

Theoren Fleury, 14

TROPHIES AND AWARDS

RALPH T. SCURFIELD HUMANITARIAN AWARD

Gary Roberts

BILL MASTERTON TROPHY

Gary Roberts

MOLSON CUP

Theoren Fleury

1994-95

Flames win second consecutive Pacific Division title

| COACH | REGULAR SEASON | | | | | | | PLAYOFFS | | | | |
|-------------|----------------|----|----|---|-----|-----|-----|----------|---|---|----|----|
| | GP | W | L | T | PTS | GF | GA | GP | W | L | GF | GA |
| Pierre Page | 48 | 24 | 17 | 7 | 55 | 163 | 135 | 7 | 3 | 4 | 35 | 26 |

Regular Season: 1st Pacific Division, 7th overall. Playoffs: Western Conference Quarter-Finals — lost series to San Jose 4-3.

| PLAYER | | REGULAR SEASON | | | | | PLAYOFFS | | | | |
|---------------------|-------|----------------|------------|------------|------------|-------------|----------|-----------|-----------|-----------|------------|
| | | GP | G | A | PTS | PIM | GP | G | A | PTS | PIM |
| Theoren Fleury | | 47 | 29 | 29 | 58 | 112 | 7 | 7 | 7 | 14 | 2 |
| Joe Nieuwendyk | | 46 | 21 | 29 | 50 | 33 | 5 | 4 | 3 | 7 | 0 |
| Phil Housley | | 43 | 8 | 35 | 43 | 18 | 7 | 0 | 9 | 9 | 0 |
| Robert Reichel | | 48 | 18 | 17 | 35 | 28 | 7 | 2 | 4 | 6 | 4 |
| Zarley Zalapski | | 48 | 4 | 24 | 28 | 46 | 7 | 0 | 4 | 4 | 4 |
| Steve Chiasson | | 45 | 2 | 23 | 25 | 39 | 7 | 1 | 2 | 3 | 9 |
| German Titov | | 40 | 12 | 12 | 24 | 16 | 7 | 5 | 3 | 8 | 10 |
| Joel Otto | | 47 | 8 | 13 | 21 | 130 | 7 | 0 | 3 | 3 | 2 |
| Wes Walz | | 39 | 6 | 12 | 18 | 11 | 1 | 0 | 0 | 0 | 0 |
| Paul Kruse | | 45 | 11 | 5 | 16 | 141 | 7 | 4 | 2 | 6 | 10 |
| Sheldon Kennedy | | 30 | 7 | 8 | 15 | 45 | 7 | 3 | 1 | 4 | 16 |
| Ron Stern | | 39 | 9 | 4 | 13 | 163 | 7 | 3 | 1 | 4 | 8 |
| Kevin Dahl | | 34 | 4 | 8 | 12 | 38 | 3 | 0 | 0 | 0 | 0 |
| Kelly Kisio | | 12 | 7 | 4 | 11 | 6 | 7 | 3 | 2 | 5 | 19 |
| Mike Sullivan | | 38 | 4 | 7 | 11 | 14 | 7 | 3 | 5 | 8 | 2 |
| Nikolia Borschevsky | TOR | 19 | 0 | 5 | 5 | 0 | - | - | - | - | - |
| | CGY | 8 | 0 | 5 | 5 | 0 | - | - | - | - | - |
| | TOTAL | 27 | 0 | 10 | 10 | 0 | - | - | - | - | - |
| James Patrick | | 43 | 0 | 10 | 10 | 14 | 5 | 0 | 1 | 1 | 0 |
| Sandy McCarthy | | 37 | 5 | 3 | 8 | 101 | 6 | 0 | 1 | 1 | 17 |
| Len Esau | EDM | 14 | 0 | 6 | 6 | 15 | - | - | - | - | - |
| | CGY | 1 | 0 | 0 | 0 | 0 | - | - | - | - | - |
| | TOTAL | 15 | 0 | 6 | 6 | 15 | - | - | - | - | - |
| Dan Keczmer | | 28 | 2 | 3 | 5 | 10 | 7 | 0 | 1 | 1 | 2 |
| Alan May | DAL | 27 | 1 | 1 | 2 | 106 | - | - | - | - | - |
| | CGY | 7 | 1 | 2 | 3 | 13 | - | - | - | - | - |
| | TOTAL | 34 | 2 | 3 | 5 | 119 | - | - | - | - | - |
| Frank Musil | | 35 | 0 | 5 | 5 | 61 | 5 | 0 | 1 | 1 | 0 |
| Gary Roberts | | 8 | 2 | 2 | 4 | 43 | - | - | - | - | - |
| Vesa Viitakoski | | 10 | 1 | 2 | 3 | 6 | - | - | - | - | - |
| Ed Ward | | 2 | 1 | 1 | 2 | 2 | - | - | - | - | - |
| Mark Greig | | 8 | 1 | 1 | 2 | 2 | - | - | - | - | - |
| Cory Stillman | | 10 | 0 | 2 | 2 | 2 | - | - | - | - | - |
| Rick Tabaracci | | 13 | 0 | 2 | 2 | 2 | - | - | - | - | - |
| Trent Yawney | | 37 | 0 | 2 | 2 | 108 | 2 | 0 | 0 | 0 | 2 |
| Todd Hlushko | | 2 | 0 | 1 | 1 | 2 | 1 | 0 | 0 | 0 | 2 |
| Jim Peplinski | | 6 | 0 | 1 | 1 | 11 | - | - | - | - | - |
| Michael Nylander | | 6 | 0 | 1 | 1 | 2 | 6 | 0 | 6 | 6 | 2 |
| Trevor Kidd | | 43 | 0 | 1 | 1 | 2 | - | - | - | - | - |
| Steve Konroyd | | 1 | 0 | 0 | 0 | 0 | - | - | - | - | - |
| Jason Muzzatti | | 1 | 0 | 0 | 0 | 0 | - | - | - | - | - |
| Jamie Allison | | 1 | 0 | 0 | 0 | 0 | - | - | - | - | - |
| Joel Bouchard | | 2 | 0 | 0 | 0 | 0 | - | - | - | - | - |
| Neil Eisenhut | | 3 | 0 | 0 | 0 | 0 | - | - | - | - | - |
| Barry Nieckar | | 3 | 0 | 0 | 0 | 12 | - | - | - | - | - |
| Scott Morrow | | 4 | 0 | 0 | 0 | 0 | - | - | - | - | - |
| Andrei Trefilov | | 6 | 0 | 0 | 0 | 0 | - | - | - | - | - |
| TOTAL | | 48 | 163 | 274 | 437 | 1233 | 7 | 35 | 56 | 91 | 111 |

| GOALTENDER | GP | MP | GA | GAA | W-L-OTL | SO | EN | GP | MP | GA | GAA | W-L | SO | EN | |
|-----------------|-------|-----------|-------------|------------|-------------|-----------------|----------|----------|----------|------------|-----------|-------------|------------|----------|----------|
| Jason Muzzatti | 1 | 10 | 0 | 0.00 | 0-0-0 | 0 | 0 | - | - | - | - | - | - | - | |
| Rick Tabaracci | WSH | 8 | 394 | 16 | 2.44 | 1-3-2 | 0 | 0 | - | - | - | - | - | - | |
| | CGY | 5 | 202 | 5 | 1.49 | 2-0-1 | 0 | 0 | 1 | 19 | 0 | 0.00 | 0-0 | 0 | 0 |
| | TOTAL | 13 | 596 | 21 | 2.11 | 3-3-3 | 0 | 0 | 1 | 19 | 0 | 0.00 | 0-0 | 0 | 0 |
| Trevor Kidd | | 43 | 2463 | 107 | 2.61 | 22-14-6 | 3 | 4 | 7 | 434 | 26 | 3.59 | 3-4 | 1 | 0 |
| Andrei Trefilov | | 6 | 236 | 16 | 4.07 | 0-3-0 | 0 | 3 | - | - | - | - | - | - | - |
| TOTAL | | 82 | 4990 | 234 | 2.81 | 30-40-12 | 2 | 7 | 7 | 454 | 26 | 3.44 | 3-4 | 1 | 0 |

REGULAR SEASON

MOST POINTS:
Theoren Fleury, 58

MOST GOALS:
Theoren Fleury, 29

MOST ASSISTS:
Phil Housley, 35

MOST PENALTY MINUTES:
Ron Stern, 163

MOST WINS GOALIE:
Trevor Kidd, 22

PLAYOFFS

MOST POINTS:
Theoren Fleury, 14

MOST GOALS:
Theoren Fleury, 7

MOST ASSISTS:
Phil Housley, 9

MOST PENALTY MINUTES:
Kelly Kisio, 19

MOST WINS GOALIE:
Trevor Kidd, 3

TROPHIES AND AWARDS

KING CLANCY AWARD
Joe Nieuwendyk

MOLSON CUP
Trevor Kidd

NHL 2ND ALL-STAR
Theoren Fleury

1993-94

Flames capture their first Pacific Division title

| COACH | REGULAR SEASON | | | | | | | PLAYOFFS | | | | |
|-----------|----------------|----|----|----|-----|-----|-----|----------|---|---|----|----|
| | GP | W | L | T | PTS | GF | GA | GP | W | L | GF | GA |
| Dave King | 84 | 42 | 29 | 13 | 97 | 302 | 256 | 7 | 3 | 4 | 20 | 23 |

Regular Season: 1st Pacific Division, tied 6th overall. Playoffs: Western Conference Quarter-Finals — lost series to Vancouver 4-3.

| PLAYER | REGULAR SEASON | | | | | PLAYOFFS | | | | | |
|------------------|----------------|-----------|------------|------------|------------|-------------|----------|-----------|-----------|-----------|------------|
| | GP | G | A | PTS | PIM | GP | G | A | PTS | PIM | |
| Robert Reichel | 84 | 40 | 53 | 93 | 58 | 7 | 0 | 5 | 5 | 0 | |
| Theoren Fleury | 83 | 40 | 45 | 85 | 186 | 7 | 6 | 4 | 10 | 5 | |
| Gary Roberts | 71 | 41 | 43 | 84 | 145 | 7 | 2 | 6 | 8 | 24 | |
| Al MacInnis | 75 | 28 | 54 | 82 | 95 | 7 | 2 | 6 | 8 | 12 | |
| Joe Nieuwendyk | 64 | 36 | 39 | 75 | 51 | 6 | 2 | 2 | 4 | 0 | |
| Michael Nylander | HFD | 58 | 11 | 33 | 44 | 24 | - | - | - | - | - |
| | CGY | 15 | 2 | 9 | 11 | 6 | 3 | 0 | 0 | 0 | 0 |
| | TOTAL | 73 | 13 | 42 | 55 | 30 | 3 | 0 | 0 | 0 | 0 |
| Zarley Zalapski | HFD | 56 | 7 | 30 | 37 | 56 | - | - | - | - | - |
| | CGY | 13 | 3 | 7 | 10 | 18 | 7 | 0 | 3 | 3 | 2 |
| | TOTAL | 69 | 10 | 37 | 47 | 74 | 7 | 0 | 3 | 3 | 2 |
| German Titov | | 76 | 27 | 18 | 45 | 28 | 7 | 2 | 1 | 3 | 4 |
| Wes Walz | | 53 | 11 | 27 | 38 | 16 | 6 | 3 | 0 | 3 | 2 |
| James Patrick | NYR | 6 | 0 | 3 | 3 | 2 | - | - | - | - | - |
| | HFD | 47 | 8 | 20 | 28 | 32 | - | - | - | - | - |
| | CGY | 15 | 2 | 2 | 4 | 6 | 7 | 0 | 1 | 1 | 6 |
| | TOTAL | 68 | 10 | 25 | 35 | 40 | 7 | 0 | 1 | 1 | 6 |
| Kelly Kisio | | 51 | 7 | 23 | 30 | 28 | 7 | 0 | 2 | 2 | 8 |
| Ron Stern | | 71 | 9 | 20 | 29 | 243 | 7 | 2 | 0 | 2 | 12 |
| Paul Ranheim | | 67 | 10 | 14 | 24 | 20 | | | | | |
| Joel Otto | | 81 | 11 | 12 | 23 | 92 | 3 | 0 | 1 | 1 | 4 |
| Michel Petit | | 63 | 2 | 21 | 23 | 110 | - | - | - | - | - |
| Dan Keczmer | HFD | 12 | 0 | 1 | 1 | 12 | - | - | - | - | - |
| | CGY | 57 | 1 | 20 | 21 | 48 | 3 | 0 | 0 | 0 | 4 |
| | TOTAL | 69 | 1 | 21 | 22 | 60 | 3 | 0 | 0 | 0 | 4 |
| Trent Yawney | | 58 | 6 | 15 | 21 | 60 | 7 | 0 | 0 | 0 | 16 |
| Gary Suter | | 25 | 4 | 9 | 13 | 20 | - | - | - | - | - |
| Ted Drury | | 34 | 5 | 7 | 12 | 26 | - | - | - | - | - |
| Chris Dahlquist | | 77 | 1 | 11 | 12 | 52 | 1 | 0 | 0 | 0 | 0 |
| Paul Kruse | | 68 | 3 | 8 | 11 | 185 | 7 | 0 | 0 | 0 | 14 |
| Sandy McCarthy | | 79 | 5 | 5 | 10 | 173 | 7 | 0 | 0 | 0 | 34 |
| Mike Sullivan | SJS | 26 | 2 | 2 | 4 | 4 | - | - | - | - | - |
| | CGY | 19 | 2 | 3 | 5 | 6 | 7 | 1 | 1 | 2 | 8 |
| | TOTAL | 45 | 4 | 5 | 9 | 10 | 7 | 1 | 1 | 2 | 8 |
| Frank Musil | | 75 | 1 | 8 | 9 | 50 | 7 | 0 | 1 | 1 | 4 |
| Brad Schlegel | | 26 | 1 | 6 | 7 | 4 | - | - | - | - | - |
| Guy Larose | TOR | 10 | 1 | 2 | 3 | 10 | - | - | - | - | - |
| | CGY | 7 | 0 | 1 | 1 | 4 | - | - | - | - | - |
| | TOTAL | 17 | 1 | 3 | 4 | 14 | - | - | - | - | - |
| Trevor Kidd | | 31 | 0 | 4 | 4 | 4 | - | - | - | - | - |
| Vesa Viitakoski | | 8 | 1 | 2 | 3 | 0 | - | - | - | - | - |
| Len Esau | | 6 | 0 | 3 | 3 | 7 | - | - | - | - | - |
| Kevin Dahl | | 33 | 0 | 3 | 3 | 23 | 6 | 0 | 0 | 0 | 4 |
| Greg Paslawski | | 15 | 2 | 0 | 2 | 2 | - | - | - | - | - |
| David Haas | | 2 | 1 | 1 | 2 | 7 | - | - | - | - | - |
| Brad Miller | | 8 | 0 | 1 | 1 | 14 | - | - | - | - | - |
| Lee Norwood | | 16 | 0 | 1 | 1 | 16 | - | - | - | - | - |
| Jason Muzzatti | | 1 | 0 | 0 | 0 | 0 | - | - | - | - | - |
| Jeff Reese | | 1 | 0 | 0 | 0 | 0 | - | - | - | - | - |
| Mark Freer | | 2 | 0 | 0 | 0 | 4 | - | - | - | - | - |
| Peter Ahola | | 2 | 0 | 0 | 0 | 0 | - | - | - | - | - |
| David Struch | | 4 | 0 | 0 | 0 | 4 | - | - | - | - | - |
| Kevin Wortman | | 5 | 0 | 0 | 0 | 2 | - | - | - | - | - |
| Andrei Trefilov | | 11 | 0 | 0 | 0 | 4 | - | - | - | - | - |
| Mike Vernon | | 48 | 0 | 0 | 0 | 14 | 7 | 0 | 0 | 0 | 2 |
| BENCH | | - | - | - | - | 16 | - | - | - | - | - |
| TOTAL | | 84 | 302 | 495 | 797 | 1847 | 7 | 20 | 33 | 53 | 173 |

| GOALTENDER | GP | MP | GA | GAA | W-L-OTL | SO | EN | GP | MP | GA | GAA | W-L | SO | EN |
|-----------------|-----------|-------------|------------|-------------|-----------------|----------|----------|----------|------------|-----------|-------------|------------|----------|----------|
| Andrei Trefilov | 11 | 623 | 26 | 2.50 | 3-4-2 | 2 | 1 | - | - | - | - | - | - | - |
| Michael Vernon | 48 | 2798 | 131 | 2.81 | 26-17-5 | 3 | 4 | 7 | 466 | 23 | 2.96 | 3-4 | 0 | 0 |
| Trevor Kidd | 31 | 1614 | 85 | 3.16 | 13-7-6 | - | - | - | - | - | - | - | - | - |
| Jeff Reese | 1 | 13 | 1 | 4.62 | 0-0-0 | - | - | - | - | - | - | - | - | - |
| Jason Muzzatti | 1 | 60 | 8 | 8.00 | 0-1-0 | - | - | - | - | - | - | - | - | - |
| TOTAL | 84 | 5124 | 256 | 3.00 | 42-29-13 | 5 | 5 | 7 | 466 | 23 | 2.96 | 3-4 | 0 | 0 |

REGULAR SEASON

MOST POINTS:
Robert Reichel, 93

MOST GOALS:
Gary Roberts, 41

MOST ASSISTS:
Al MacInnis, 54

MOST PENALTY MINUTES:
Ron Stern, 243

MOST WINS GOALIE:
Mike Vernon, 26

PLAYOFFS

MOST POINTS:
Theoren Fleury, 10

MOST GOALS:
Theoren Fleury, 6

MOST ASSISTS:
Al MacInnis, 6
Gary Roberts, 6

MOST PENALTY MINUTES:
Sandy McCarthy, 34

MOST WINS GOALIE:
Mike Vernon, 3

TROPHIES AND AWARDS

RALPH T. SCURFIELD HUMANITARIAN AWARD
Al MacInnis

MOLSON CUP
Joe Nieuwendyk

1992-93

Fleury records 100 points

| COACH | REGULAR SEASON | | | | | | | PLAYOFFS | | | | |
|-----------|----------------|----|----|----|-----|-----|-----|----------|---|---|----|----|
| | GP | W | L | T | PTS | GF | GA | GP | W | L | GF | GA |
| Dave King | 84 | 43 | 30 | 11 | 97 | 322 | 282 | 6 | 2 | 4 | 28 | 33 |

Regular Season: 2nd Smythe Division, 9th overall. Playoffs: Smythe Division Semi-Finals — lost series to Los Angeles 4-2.

| PLAYER | | REGULAR SEASON | | | | | PLAYOFFS | | | | |
|---------------------|-------|----------------|------------|------------|------------|-------------|----------|-----------|-----------|-----------|------------|
| | | GP | G | A | PTS | PIM | GP | G | A | PTS | PIM |
| Theoren Fleury | | 83 | 34 | 66 | 100 | 88 | 6 | 5 | 7 | 12 | 27 |
| Robert Reichel | | 80 | 40 | 48 | 88 | 54 | 6 | 2 | 4 | 6 | 2 |
| Gary Suter | | 81 | 23 | 58 | 81 | 112 | 6 | 2 | 3 | 5 | 8 |
| Gary Roberts | | 58 | 38 | 41 | 79 | 172 | 5 | 1 | 6 | 7 | 43 |
| Joe Nieuwendyk | | 79 | 38 | 37 | 75 | 52 | 6 | 3 | 6 | 9 | 10 |
| Sergei Makarov | | 71 | 18 | 39 | 57 | 40 | - | - | - | - | - |
| Al MacInnis | | 50 | 11 | 43 | 54 | 61 | 6 | 1 | 6 | 7 | 10 |
| Joel Otto | | 75 | 19 | 33 | 52 | 150 | 6 | 4 | 2 | 6 | 4 |
| Paul Ranheim | | 83 | 21 | 22 | 43 | 26 | 6 | 0 | 1 | 1 | 0 |
| Greg Paslawski | PHI | 60 | 14 | 19 | 33 | 12 | - | - | - | - | - |
| | CGY | 13 | 4 | 5 | 9 | 0 | 6 | 3 | 0 | 3 | 0 |
| | TOTAL | 73 | 18 | 24 | 42 | 12 | 6 | 3 | 0 | 3 | 0 |
| Ron Stern | | 70 | 10 | 15 | 25 | 207 | 6 | 0 | 0 | 0 | 43 |
| Brent Ashton | BOS | 26 | 2 | 2 | 4 | 11 | - | - | - | - | - |
| | CGY | 32 | 8 | 11 | 19 | 41 | 6 | 0 | 3 | 3 | 2 |
| | TOTAL | 58 | 10 | 13 | 23 | 52 | 6 | 0 | 3 | 3 | 2 |
| Chris Lindberg | | 62 | 9 | 12 | 21 | 18 | 2 | 0 | 1 | 1 | 2 |
| Roger Johansson | | 77 | 4 | 16 | 20 | 62 | 5 | 0 | 1 | 1 | 2 |
| Trent Yawney | | 63 | 1 | 16 | 17 | 67 | 6 | 3 | 2 | 5 | 6 |
| Frank Musil | | 80 | 6 | 10 | 16 | 131 | 6 | 1 | 1 | 2 | 7 |
| Gary Leeman | | 30 | 9 | 5 | 14 | 10 | - | - | - | - | - |
| Brian Skrudland | MTL | 23 | 5 | 3 | 8 | 55 | - | - | - | - | - |
| | CGY | 16 | 2 | 4 | 6 | 10 | 6 | 0 | 3 | 3 | 12 |
| | TOTAL | 39 | 7 | 7 | 14 | 65 | 6 | 0 | 3 | 3 | 12 |
| Craig Berube | | 77 | 4 | 8 | 12 | 209 | 6 | 0 | 0 | 1 | 21 |
| Michel Petit | | 35 | 3 | 9 | 12 | 54 | - | - | - | - | - |
| Carey Wilson | | 22 | 4 | 7 | 11 | 8 | - | - | - | - | - |
| Kevin Dahl | | 61 | 2 | 9 | 11 | 56 | 6 | 0 | 2 | 2 | 8 |
| Chris Dahlquist | | 74 | 3 | 7 | 10 | 66 | 6 | 3 | 1 | 4 | 4 |
| Alexander Godynnyuk | | 27 | 3 | 4 | 7 | 19 | - | - | - | - | - |
| C.J. Young | | 28 | 3 | 2 | 5 | 20 | - | - | - | - | - |
| Todd Harkins | | 15 | 2 | 3 | 5 | 22 | - | - | - | - | - |
| Paul Kruse | | 27 | 2 | 3 | 5 | 41 | - | - | - | - | - |
| Jeff Reese | | 26 | 0 | 4 | 4 | 4 | 4 | 0 | 0 | 0 | 0 |
| Greg Smyth | | 35 | 1 | 2 | 3 | 95 | - | - | - | - | - |
| Tomas Forslund | | 6 | 0 | 2 | 2 | 0 | - | - | - | - | - |
| Michael Vernon | | 64 | 0 | 2 | 2 | 42 | 4 | 0 | 0 | 0 | 2 |
| Patrick Lebeau | | 1 | 0 | 0 | 0 | 0 | - | - | - | - | - |
| Shawn Heaphy | | 1 | 0 | 0 | 0 | 0 | - | - | - | - | - |
| Andrei Trefilov | | 1 | 0 | 0 | 0 | 2 | - | - | - | - | - |
| BENCH | | - | - | - | - | 12 | - | - | - | - | - |
| TOTAL | | 84 | 322 | 543 | 865 | 1951 | 6 | 28 | 50 | 78 | 213 |

| GOALTENDER | GP | MP | GA | GAA | W-L-OTL | SO | EN | GP | MP | GA | GAA | W-L | SO | EN |
|-----------------|-----------|-------------|------------|-------------|-----------------|----------|----------|----------|------------|-----------|------------|------------|----------|----------|
| Jeff Reese | 26 | 1311 | 70 | 3.20 | 14-4-1 | 1 | 0 | 4 | 209 | 17 | 4.88 | 1-3 | 1 | 0 |
| Michael Vernon | 64 | 3732 | 203 | 3.026 | 29-26-9 | 2 | 4 | 4 | 150 | 14 | 6.00 | 1-1 | 0 | 0 |
| Andrei Trefilov | 1 | 65 | 5 | 4.62 | 0-0-1 | 0 | 0 | - | - | - | - | - | - | - |
| TOTAL | 84 | 5119 | 282 | 3.31 | 43-30-11 | 3 | 4 | 6 | 359 | 32 | 140 | 2-4 | 1 | 0 |

REGULAR SEASON

MOST POINTS:
Theoren Fleury, 100

MOST GOALS:
Robert Reichel, 40

MOST ASSISTS:
Theoren Fleury, 66

MOST PENALTY MINUTES:
Craig Berube, 209

MOST WINS GOALIE:
Mike Vernon, 29

PLAYOFFS

MOST POINTS:
Theoren Fleury, 12

MOST GOALS:
Theoren Fleury, 5

MOST ASSISTS:
Theoren Fleury, 7

MOST PENALTY MINUTES:
Gary Roberts, 43
Ron Stern, 43

MOST WINS GOALIE:
Mike Vernon, 1
Jeff Reese, 1

TROPHIES AND AWARDS

RALPH T. SCURFIELD HUMANITARIAN AWARD
Joel Otto

MOLSON CUP
Theoren Fleury

1991-92

Roberts scores 53 goals, the second highest in team history

| COACH | REGULAR SEASON | | | | | | | PLAYOFFS | | | | |
|-----------------------------|----------------|----|----|----|-----|-----|-----|----------|---|---|----|----|
| | GP | W | L | T | PTS | GF | GA | GP | W | L | GF | GA |
| Doug Risebrough/Guy Charron | 80 | 31 | 37 | 12 | 74 | 296 | 305 | - | - | - | - | - |

Regular Season: 5th Smythe Division, tied 17th overall.

| PLAYER | | REGULAR SEASON | | | | | PLAYOFFS | | | | |
|---------------------|-------|----------------|------------|------------|------------|-------------|----------|---|---|-----|-----|
| | | GP | G | A | PTS | PIM | GP | G | A | PTS | PIM |
| Gary Roberts | | 76 | 53 | 37 | 90 | 207 | - | - | - | - | - |
| Al MacInnis | | 72 | 20 | 57 | 77 | 83 | - | - | - | - | - |
| Theoren Fleury | | 80 | 33 | 40 | 73 | 133 | - | - | - | - | - |
| Sergei Makarov | | 68 | 22 | 48 | 70 | 60 | - | - | - | - | - |
| Joe Nieuwendyk | | 69 | 22 | 34 | 56 | 55 | - | - | - | - | - |
| Gary Suter | | 70 | 12 | 43 | 55 | 128 | - | - | - | - | - |
| Robert Reichel | | 77 | 20 | 34 | 54 | 32 | - | - | - | - | - |
| Paul Ranheim | | 80 | 23 | 20 | 43 | 32 | - | - | - | - | - |
| Doug Gilmour | | 38 | 11 | 27 | 38 | 46 | - | - | - | - | - |
| Joel Otto | | 78 | 13 | 21 | 34 | 161 | - | - | - | - | - |
| Gary Leeman | TOR | 34 | 7 | 13 | 20 | 44 | - | - | - | - | - |
| | CGY | 29 | 2 | 7 | 9 | 27 | - | - | - | - | - |
| | TOTAL | 63 | 9 | 20 | 29 | 71 | - | - | - | - | - |
| Michel Petit | TOR | 34 | 1 | 13 | 14 | 85 | - | - | - | - | - |
| | CGY | 36 | 3 | 10 | 13 | 79 | - | - | - | - | - |
| | TOTAL | 70 | 4 | 23 | 27 | 164 | - | - | - | - | - |
| Carey Wilson | | 42 | 11 | 12 | 23 | 37 | - | - | - | - | - |
| Ron Stern | | 72 | 13 | 9 | 22 | 338 | - | - | - | - | - |
| Marc Habscheid | | 46 | 7 | 11 | 18 | 42 | - | - | - | - | - |
| Craig Berube | TOR | 40 | 5 | 7 | 12 | 109 | - | - | - | - | - |
| | CGY | 36 | 1 | 4 | 5 | 155 | - | - | - | - | - |
| | TOTAL | 76 | 6 | 11 | 17 | 264 | - | - | - | - | - |
| Tomas Forslund | | 38 | 5 | 9 | 14 | 12 | - | - | - | - | - |
| Jamie Macoun | | 37 | 2 | 12 | 14 | 53 | - | - | - | - | - |
| Trent Yawney | | 47 | 4 | 9 | 13 | 45 | - | - | - | - | - |
| Nevin Markwart | BOS | 18 | 3 | 6 | 9 | 44 | - | - | - | - | - |
| | CGY | 10 | 2 | 1 | 3 | 25 | - | - | - | - | - |
| | TOTAL | 28 | 5 | 7 | 12 | 69 | - | - | - | - | - |
| Frank Musil | | 78 | 4 | 8 | 12 | 103 | - | - | - | - | - |
| Alexander Godynnyuk | TOR | 31 | 3 | 6 | 9 | 59 | - | - | - | - | - |
| | CGY | 6 | 0 | 1 | 1 | 4 | - | - | - | - | - |
| | TOTAL | 37 | 3 | 7 | 10 | 63 | - | - | - | - | - |
| Mark Osiecki | | 50 | 2 | 7 | 9 | 24 | - | - | - | - | - |
| Chris Lindberg | | 17 | 2 | 5 | 7 | 17 | - | - | - | - | - |
| Mike Vernon | | 63 | 0 | 7 | 7 | 8 | - | - | - | - | - |
| Ric Nattress | | 18 | 0 | 5 | 5 | 31 | - | - | - | - | - |
| Paul Kruse | | 16 | 3 | 1 | 4 | 65 | - | - | - | - | - |
| Martin Simard | | 21 | 1 | 3 | 4 | 119 | - | - | - | - | - |
| Tim Hunter | | 30 | 1 | 3 | 4 | 167 | - | - | - | - | - |
| Greg Smyth | QUE | 29 | 0 | 2 | 2 | 138 | - | - | - | - | - |
| | CGY | 7 | 1 | 1 | 2 | 15 | - | - | - | - | - |
| | TOTAL | 36 | 1 | 3 | 4 | 153 | - | - | - | - | - |
| Tim Sweeney | | 11 | 1 | 2 | 3 | 4 | - | - | - | - | - |
| Neil Sheehy | | 35 | 1 | 2 | 3 | 119 | - | - | - | - | - |
| Stephane Matteau | | 4 | 1 | 0 | 1 | 19 | - | - | - | - | - |
| Richard Zemlak | | 5 | 0 | 1 | 1 | 42 | - | - | - | - | - |
| Jeff Reese | TOR | 8 | 0 | 0 | 0 | 0 | - | - | - | - | - |
| | CGY | 12 | 0 | 1 | 1 | 12 | - | - | - | - | - |
| | TOTAL | 20 | 0 | 1 | 1 | 12 | - | - | - | - | - |
| Jim Kyte | | 21 | 0 | 1 | 1 | 107 | - | - | - | - | - |
| Darryl Olsen | | 1 | 0 | 0 | 0 | 0 | - | - | - | - | - |
| Scott Sharples | | 1 | 0 | 0 | 0 | 0 | - | - | - | - | - |
| Trevor Kidd | | 2 | 0 | 0 | 0 | 0 | - | - | - | - | - |
| Kevan Guy | | 3 | 0 | 0 | 0 | 2 | - | - | - | - | - |
| Todd Harkins | | 5 | 0 | 0 | 0 | 7 | - | - | - | - | - |
| Rick Wamsley | | 9 | 0 | 0 | 0 | 0 | - | - | - | - | - |
| Rich Chernomaz | | 11 | 0 | 0 | 0 | 6 | - | - | - | - | - |
| BENCH | | - | - | - | - | 20 | - | - | - | - | - |
| TOTAL | | 80 | 296 | 493 | 789 | 2643 | - | - | - | - | - |

| GOALTENDER | GP | MP | GA | GAA | W-L-OTL | SO | EN | GP | MP | GA | GAA | W-L | SO | EN |
|----------------|-----------|-------------|------------|-------------|-----------------|----------|----------|----|----|----|-----|-----|----|----|
| Mike Vernon | 63 | 3640 | 217 | 3.58 | 24-30-9 | 2 | 4 | - | - | - | - | - | - | - |
| Scott Sharples | 1 | 65 | 4 | 3.69 | 0-0-1 | 0 | 0 | - | - | - | - | - | - | - |
| Jeff Reese | TOR | 8 | 413 | 20 | 2.91 | 1-5-1 | 0 | 0 | - | - | - | - | - | - |
| | CGY | 12 | 587 | 37 | 3.78 | 3-2-2 | 1 | 0 | - | - | - | - | - | - |
| | TOTAL | 20 | 1000 | 57 | 3.42 | 4-7-3 | 1 | 0 | - | - | - | - | - | - |
| Trevor Kidd | 2 | 120 | 8 | 4.00 | 1-1-0 | 0 | 0 | - | - | - | - | - | - | - |
| Rick Wamsley | 9 | 457 | 34 | 4.46 | 3-4-0 | 0 | 0 | - | - | - | - | - | - | - |
| TOTAL | 80 | 6292 | 305 | 3.75 | 31-37-12 | 3 | 4 | - | - | - | - | - | - | - |

REGULAR SEASON

MOST POINTS:

Gary Roberts, 90

MOST GOALS:

Gary Roberts, 53

MOST ASSISTS:

Al MacInnis, 57

MOST PENALTY MINUTES:

Ron Stern, 338

MOST WINS GOALIE:

Mike Vernon, 24

TROPHIES AND AWARDS

RALPH T. SCURFIELD HUMANITARIAN AWARD

Bob Johnson

MOLSON CUP

Mike Vernon

1990-91

Fleury scores 51 goals | MacInnis named 1st Team All-Star

| COACH | REGULAR SEASON | | | | | | | PLAYOFFS | | | | |
|-----------------|----------------|----|----|---|-----|-----|-----|----------|---|---|----|----|
| | GP | W | L | T | PTS | GF | GA | GP | W | L | GF | GA |
| Doug Risebrough | 80 | 46 | 26 | 8 | 100 | 344 | 263 | 7 | 3 | 4 | 20 | 22 |

Regular Season: 2nd Smythe Division, tied 4th overall. Playoffs: Smythe Division Semi-Finals — lost series to Edmonton 4-3.

| PLAYER | REGULAR SEASON | | | | | PLAYOFFS | | | | | |
|------------------|----------------|------------|------------|------------|-------------|----------|-----------|-----------|-----------|------------|----|
| | GP | G | A | PTS | PIM | GP | G | A | PTS | PIM | |
| Theoren Fleury | 79 | 51 | 53 | 104 | 136 | 7 | 2 | 5 | 7 | 14 | |
| Al MacInnis | 78 | 28 | 75 | 103 | 90 | 7 | 2 | 3 | 5 | 8 | |
| Joe Nieuwendyk | 79 | 45 | 40 | 85 | 36 | 7 | 4 | 1 | 5 | 10 | |
| Doug Gilmour | 78 | 20 | 61 | 81 | 144 | 7 | 1 | 1 | 2 | 0 | |
| Sergei Makarov | 78 | 30 | 49 | 79 | 44 | 3 | 1 | 0 | 1 | 0 | |
| Gary Suter | 79 | 12 | 58 | 70 | 102 | 7 | 1 | 6 | 7 | 12 | |
| Gary Roberts | 80 | 22 | 31 | 53 | 252 | 7 | 1 | 3 | 4 | 18 | |
| Robert Reichel | 66 | 19 | 22 | 41 | 22 | 6 | 1 | 1 | 2 | 0 | |
| Joel Otto | 76 | 19 | 20 | 39 | 183 | 7 | 1 | 2 | 3 | 8 | |
| Paul Fenton | WPG | 17 | 4 | 4 | 8 | 18 | - | - | - | - | - |
| | TOR | 30 | 5 | 10 | 15 | 0 | - | - | - | - | - |
| | CGY | 31 | 5 | 7 | 12 | 10 | 5 | 0 | 0 | 0 | 2 |
| | TOTAL | 78 | 14 | 21 | 35 | 28 | 5 | 0 | 0 | 0 | 2 |
| Stephane Matteau | 78 | 15 | 19 | 34 | 93 | 5 | 0 | 1 | 1 | 0 | |
| Paul Ranheim | 39 | 14 | 16 | 30 | 4 | 7 | 2 | 2 | 4 | 0 | |
| Carey Wilson | HFD | 45 | 8 | 15 | 23 | 16 | - | - | - | - | - |
| | CGY | 12 | 3 | 3 | 6 | 2 | 7 | 2 | 2 | 4 | 0 |
| | TOTAL | 57 | 11 | 18 | 29 | 18 | 7 | 2 | 2 | 4 | 0 |
| Brian MacLellan | 57 | 13 | 14 | 27 | 55 | 1 | 0 | 0 | 0 | 0 | |
| Mark Hunter | 57 | 10 | 15 | 25 | 125 | - | - | - | - | - | |
| Frank Musil | MIN | 8 | 0 | 2 | 2 | 23 | 7 | 0 | 0 | 0 | 10 |
| | CGY | 67 | 7 | 14 | 12 | 160 | - | - | - | - | - |
| | TOTAL | 75 | 7 | 16 | 23 | 183 | - | - | - | - | - |
| Jamie Macoun | 79 | 7 | 15 | 22 | 84 | 7 | 0 | 1 | 1 | 4 | |
| Ric Nattress | 58 | 5 | 13 | 18 | 63 | 7 | 1 | 0 | 1 | 2 | |
| Roger Johansson | 38 | 4 | 13 | 17 | 47 | - | - | - | - | - | |
| Tim Sweeney | 42 | 7 | 9 | 16 | 8 | - | - | - | - | - | |
| Ron Stern | VAN | 31 | 2 | 3 | 5 | 171 | - | - | - | - | - |
| | CGY | 13 | 1 | 3 | 4 | 69 | 7 | 1 | 3 | 4 | 14 |
| | TOTAL | 44 | 3 | 6 | 9 | 240 | 7 | 1 | 3 | 4 | 14 |
| Jim Kyte | PIT | 1 | 0 | 0 | 0 | 2 | - | - | - | - | - |
| | CGY | 42 | 0 | 9 | 9 | 153 | 7 | 0 | 0 | 0 | 7 |
| | TOTAL | 43 | 0 | 9 | 9 | 155 | 7 | 0 | 0 | 0 | 7 |
| Tim Hunter | 34 | 5 | 2 | 7 | 143 | 7 | 0 | 0 | 0 | 10 | |
| Sergei Priakin | 24 | 1 | 6 | 7 | 0 | - | - | - | - | - | |
| Kevan Guy | VAN | 39 | 1 | 6 | 7 | 39 | - | - | - | - | - |
| | CGY | 4 | 0 | 0 | 0 | 4 | - | - | - | - | - |
| | TOTAL | 43 | 1 | 6 | 7 | 43 | - | - | - | - | - |
| Ken Sabourin | 16 | 1 | 3 | 4 | 36 | - | - | - | - | - | |
| Mike Vernon | 54 | 0 | 4 | 4 | 8 | 7 | 0 | 0 | 0 | 0 | |
| Jiri Hrdina | 14 | 0 | 3 | 3 | 4 | - | - | - | - | - | |
| Martin Simard | 16 | 0 | 2 | 2 | 53 | - | - | - | - | - | |
| Dana Murzyn | 19 | 0 | 2 | 2 | 30 | - | - | - | - | - | |
| Rick Lessard | 1 | 0 | 1 | 1 | 0 | - | - | - | - | - | |
| Rick Wamsley | 29 | 0 | 1 | 1 | 0 | 1 | 0 | 0 | 0 | 0 | |
| Steve Guenette | 1 | 0 | 0 | 0 | 0 | - | - | - | - | - | |
| Paul Kruse | 1 | 0 | 0 | 0 | 7 | - | - | - | - | - | |
| Marc Bureau | 5 | 0 | 0 | 0 | 2 | - | - | - | - | - | |
| Colin Patterson | - | - | - | - | - | 1 | 0 | 0 | 0 | 0 | |
| BENCH | - | - | - | - | 28 | - | - | - | - | 4 | |
| TOTAL | 80 | 344 | 583 | 927 | 2201 | 7 | 20 | 31 | 51 | 123 | |

| GOALTENDER | GP | MP | GA | GAA | W-L-OTL | SO | EN | GP | MP | GA | GAA | W-L | SO | EN |
|----------------|-----------|-------------|------------|-------------|----------------|----------|----------|----------|------------|-----------|-------------|------------|----------|----------|
| Rick Wamsley | 29 | 1670 | 85 | 3.05 | 14-7-5 | 0 | 0 | 1 | 2 | 1 | 30.00 | 0-0 | 0 | 0 |
| Mike Vernon | 54 | 3121 | 172 | 3.31 | 31-19-3 | 1 | 2 | 7 | 427 | 21 | 2.95 | 3-4 | 0 | 0 |
| Steve Guenette | 1 | 60 | 4 | 4.00 | 1-0-0 | 0 | 0 | - | - | - | - | - | - | - |
| TOTAL | 80 | 4859 | 263 | 3.25 | 46-26-8 | 1 | 2 | 6 | 430 | 22 | 3.07 | 3-4 | 0 | 0 |

REGULAR SEASON

MOST POINTS:
Theoren Fleury, 104

MOST GOALS:
Theoren Fleury, 51

MOST ASSISTS:
Al MacInnis, 75

MOST PENALTY MINUTES:
Gary Roberts, 252

MOST WINS GOALIE:
Mike Vernon, 31

PLAYOFFS

MOST POINTS:
Theoren Fleury, 7
Gary Suter, 7

MOST GOALS:
Joe Nieuwendyk, 4

MOST ASSISTS:
Gary Suter, 6

MOST PENALTY MINUTES:
Gary Roberts, 18

MOST WINS GOALIE:
Mike Vernon, 3

OVERTIME GOALS:
Theoren Fleury, 1

TROPHIES AND AWARDS

RALPH T. SCURFIELD HUMANITARIAN AWARD
Jamie Macoun

MOLSON CUP
Theoren Fleury

NHL 1ST ALL-STAR
Al MacInnis

1989-90

Flames first Smythe Division Title | MacInnis named to All-Star team

| COACH | REGULAR SEASON | | | | | | | PLAYOFFS | | | | |
|-------------|----------------|----|----|----|-----|-----|-----|----------|---|---|----|----|
| | GP | W | L | T | PTS | GF | GA | GP | W | L | GF | GA |
| Terry Crisp | 80 | 42 | 23 | 15 | 99 | 348 | 265 | 6 | 2 | 4 | 24 | 29 |

Regular Season: 1st Smythe Division, 2nd overall. Playoffs: Smythe Division Semi-Finals — lost series to Los Angeles 4-2.

| PLAYER | REGULAR SEASON | | | | | PLAYOFFS | | | | | |
|-----------------|----------------|------------|------------|------------|-------------|----------|-----------|-----------|-----------|------------|----|
| | GP | G | A | PTS | PIM | GP | G | A | PTS | PIM | |
| Joe Nieuwendyk | 79 | 45 | 50 | 95 | 40 | 6 | 4 | 6 | 10 | 4 | |
| Doug Gilmour | 78 | 24 | 67 | 91 | 54 | 6 | 3 | 1 | 4 | 8 | |
| Al MacInnis | 79 | 28 | 62 | 90 | 82 | 6 | 2 | 3 | 5 | 8 | |
| Sergei Makarov | 80 | 24 | 62 | 86 | 55 | 6 | 0 | 6 | 6 | 3 | |
| Gary Suter | 76 | 16 | 60 | 76 | 97 | 6 | 0 | 1 | 1 | 12 | |
| Gary Roberts | 78 | 39 | 33 | 72 | 222 | 6 | 2 | 5 | 7 | 41 | |
| Joe Mullen | 78 | 36 | 33 | 69 | 24 | 6 | 3 | 0 | 3 | 0 | |
| Theoren Fleury | 80 | 31 | 35 | 66 | 157 | 6 | 2 | 3 | 5 | 10 | |
| Paul Ranheim | 80 | 26 | 28 | 54 | 23 | 6 | 1 | 3 | 4 | 2 | |
| Brian MacLellan | 65 | 20 | 18 | 38 | 26 | 6 | 0 | 2 | 2 | 8 | |
| Jamie Macoun | 78 | 8 | 27 | 35 | 70 | 6 | 0 | 3 | 3 | 10 | |
| Joel Otto | 75 | 13 | 20 | 33 | 116 | 6 | 2 | 2 | 4 | 2 | |
| Jiri Hrdina | 64 | 12 | 18 | 30 | 31 | 6 | 0 | 1 | 1 | 2 | |
| Dana Murzyn | 78 | 7 | 13 | 20 | 140 | 6 | 2 | 2 | 4 | 2 | |
| Brad McCrimmon | 79 | 4 | 15 | 19 | 78 | 6 | 0 | 2 | 2 | 8 | |
| Ric Nattress | 49 | 1 | 14 | 15 | 26 | 6 | 2 | 0 | 2 | 8 | |
| Colin Patterson | 61 | 5 | 3 | 8 | 20 | - | - | - | - | - | |
| Jonas Bergqvist | 22 | 2 | 5 | 7 | 10 | - | - | - | - | - | |
| Jim Korn | NJD | 37 | 2 | 3 | 5 | 99 | - | - | - | - | - |
| | CGY | 9 | 0 | 2 | 2 | 26 | 4 | 1 | 0 | 1 | 12 |
| | TOTAL | 46 | 2 | 5 | 7 | 125 | 4 | 1 | 0 | 1 | 12 |
| Mark Hunter | 10 | 2 | 3 | 5 | 39 | - | - | - | - | - | |
| Tim Hunter | 67 | 2 | 3 | 5 | 279 | 6 | 0 | 0 | 0 | 4 | |
| Roger Johansson | 35 | 0 | 5 | 5 | 48 | - | - | - | - | - | |
| Sergei Priakin | 20 | 2 | 2 | 4 | 0 | 2 | 0 | 0 | 0 | 0 | |
| Mike Vernon | 47 | 0 | 3 | 3 | 21 | 6 | 0 | 0 | 0 | 0 | |
| Jim Peplinski | 6 | 1 | 0 | 1 | 4 | - | - | - | - | - | |
| Brian Glynn | 1 | 0 | 0 | 0 | 0 | - | - | - | - | - | |
| Steve Guenette | 2 | 0 | 0 | 0 | 2 | - | - | - | - | - | |
| Stu Grimson | 3 | 0 | 0 | 0 | 17 | - | - | - | - | - | |
| Marc Bureau | 5 | 0 | 0 | 0 | 4 | - | - | - | - | - | |
| Ken Sabourin | 5 | 0 | 0 | 0 | 10 | - | - | - | - | - | |
| Rick Wamsley | 36 | 0 | 0 | 0 | 4 | 1 | 0 | 0 | 0 | 0 | |
| BENCH | - | - | - | - | 26 | - | - | - | - | 4 | |
| TOTAL | 80 | 348 | 581 | 929 | 1751 | 6 | 24 | 40 | 64 | 145 | |

REGULAR SEASON

MOST POINTS:

Joe Nieuwendyk, 95

MOST GOALS:

Joe Nieuwendyk, 45

MOST ASSISTS:

Doug Gilmour, 67

MOST PENALTY MINUTES:

Tim Hunter, 279

MOST WINS GOALIE:

Mike Vernon, 23

PLAYOFFS

MOST POINTS:

Joe Nieuwendyk, 10

MOST GOALS:

Joe Nieuwendyk, 4

MOST ASSISTS:

Joe Nieuwendyk, 6

Sergei Makarov, 6

MOST PENALTY MINUTES:

Gary Roberts, 41

MOST WINS GOALIE:

Mike Vernon, 2

TROPHIES AND AWARDS

RALPH T. SCURFIELD HUMANITARIAN AWARD

Tim Hunter

CALDER MEMORIAL TROPHY

Sergei Makarov

MOLSON CUP

Joe Nieuwendyk

NHL 1ST ALL-STAR

Al MacInnis

| GOALTENDER | GP | MP | GA | GAA | W-L-OTL | SO | EN | GP | MP | GA | GAA | W-L | SO | EN |
|----------------|-----------|-------------|------------|-------------|-----------------|----------|----------|----------|------------|-----------|-------------|------------|----------|----------|
| Mike Vernon | 47 | 2795 | 146 | 3.13 | 23-14-9 | 1 | 2 | 6 | 342 | 19 | 3.33 | 2-3 | 3 | 1 |
| Rick Wamsley | 36 | 1969 | 107 | 3.26 | 18-8-6 | 0 | 0 | 1 | 49 | 9 | 11.02 | 0-1 | 0 | 0 |
| Steve Guenette | 2 | 119 | 8 | 4.03 | 1-1-0 | 0 | 0 | - | - | - | - | - | - | - |
| TOTAL | 80 | 4895 | 265 | 3.25 | 42-23-15 | 1 | 2 | 6 | 392 | 28 | 4.44 | 2-4 | 3 | 1 |

1988-89

Flames win their first Stanley Cup and second Presidents' Trophy

| COACH | REGULAR SEASON | | | | | | | PLAYOFFS | | | | |
|-------------|----------------|----|----|---|-----|-----|-----|----------|----|---|----|----|
| | GP | W | L | T | PTS | GF | GA | GP | W | L | GF | GA |
| Terry Crisp | 80 | 54 | 17 | 9 | 117 | 354 | 226 | 22 | 16 | 6 | 82 | 55 |

Regular Season: 1st Smythe Division, 1st overall. Playoffs: Smythe Division Semi-Finals — defeated Vancouver 4-3; Smythe Division Finals — defeated Los Angeles 4-0; Campbell Conference Championships — defeated Chicago 4-1; Stanley Cup Championship — defeated Montreal 4-2.

| PLAYER | | REGULAR SEASON | | | | | PLAYOFFS | | | | |
|-----------------|-------|----------------|------------|------------|------------|-------------|-----------|-----------|------------|------------|------------|
| | | GP | G | A | PTS | PIM | GP | G | A | PTS | PIM |
| Joe Mullen | | 79 | 51 | 59 | 110 | 16 | 21 | 16 | 8 | 24 | 4 |
| Hakan Loob | | 79 | 27 | 58 | 85 | 44 | 22 | 8 | 9 | 17 | 4 |
| Doug Gilmour | | 72 | 26 | 59 | 85 | 44 | 22 | 11 | 11 | 22 | 20 |
| Joe Nieuwendyk | | 77 | 51 | 31 | 82 | 40 | 22 | 10 | 4 | 14 | 10 |
| Al MacInnis | | 79 | 16 | 58 | 74 | 126 | 22 | 7 | 24 | 31 | 46 |
| Gary Suter | | 63 | 13 | 49 | 62 | 78 | 5 | 0 | 3 | 3 | 10 |
| Jiri Hrdina | | 70 | 22 | 32 | 54 | 26 | 4 | 0 | 0 | 0 | 0 |
| Joel Otto | | 72 | 23 | 30 | 53 | 213 | 22 | 6 | 13 | 19 | 46 |
| Brian MacLennan | MIN | 60 | 16 | 23 | 39 | 104 | - | - | - | - | - |
| | CGY | 12 | 2 | 3 | 5 | 14 | 21 | 3 | 2 | 5 | 19 |
| | TOTAL | 72 | 18 | 26 | 44 | 118 | 21 | 3 | 2 | 5 | 19 |
| Gary Roberts | | 71 | 22 | 16 | 38 | 250 | 22 | 5 | 7 | 12 | 57 |
| Colin Patterson | | 74 | 14 | 24 | 38 | 56 | 22 | 3 | 10 | 13 | 24 |
| Jim Peplinski | | 79 | 13 | 25 | 38 | 241 | 20 | 1 | 6 | 7 | 75 |
| Theoren Fleury | | 36 | 14 | 20 | 34 | 46 | 22 | 5 | 6 | 11 | 24 |
| Mark Hunter | | 66 | 22 | 8 | 30 | 194 | 10 | 2 | 2 | 4 | 23 |
| Jamie Macoun | | 72 | 8 | 19 | 27 | 76 | 22 | 3 | 6 | 9 | 30 |
| Brad McCrimmon | | 72 | 5 | 17 | 22 | 96 | 22 | 0 | 3 | 3 | 30 |
| Dana Murzyn | | 63 | 3 | 19 | 22 | 142 | 21 | 0 | 3 | 3 | 20 |
| Lanny McDonald | | 51 | 11 | 7 | 18 | 26 | 14 | 1 | 3 | 4 | 29 |
| Rob Ramage | | 68 | 3 | 13 | 16 | 156 | 20 | 1 | 11 | 12 | 26 |
| Tim Hunter | | 75 | 3 | 9 | 12 | 375* | 19 | 0 | 4 | 4 | 32 |
| Ric Nattress | | 38 | 1 | 8 | 9 | 47 | 19 | 0 | 3 | 3 | 20 |
| Perry Berezan | | 35 | 4 | 4 | 8 | 23 | - | - | - | - | - |
| Michael Vernon | | 52 | 0 | 4 | 4 | 18 | 22 | 0 | 0 | 0 | 14 |
| Rick Lessard | | 6 | 0 | 1 | 1 | 2 | - | - | - | - | - |
| Ken Sabourin | | 6 | 0 | 1 | 1 | 26 | 1 | 0 | 0 | 0 | 0 |
| Brian Glynn | | 9 | 0 | 1 | 1 | 19 | - | - | - | - | - |
| Rick Wamsley | | 35 | 0 | 1 | 1 | 8 | 1 | 0 | 0 | 0 | 0 |
| Rich Chernomaz | | 1 | 0 | 0 | 0 | 0 | - | - | - | - | - |
| Stu Grimson | | 1 | 0 | 0 | 0 | 5 | - | - | - | - | - |
| Sergei Priakin | | 2 | 0 | 0 | 0 | 2 | 1 | 0 | 0 | 0 | 0 |
| Dave Reiersen | | 2 | 0 | 0 | 0 | 2 | - | - | - | - | - |
| Paul Ranheim | | 5 | 0 | 0 | 0 | 0 | - | - | - | - | - |
| Shane Churla | | 5 | 0 | 0 | 0 | 25 | - | - | - | - | - |
| BENCH | | - | - | - | - | 10 | - | - | - | - | - |
| TOTAL | | 80 | 354 | 576 | 930 | 2444 | 22 | 82 | 138 | 220 | 563 |

*Flames franchise record.

REGULAR SEASON

MOST POINTS:

Joe Mullen, 110

MOST GOALS:

Joe Mullen, 51
Joe Nieuwendyk, 51

MOST ASSISTS:

Joe Mullen, 59
Doug Gilmour, 59

MOST PENALTY MINUTES:

Tim Hunter, 375

MOST WINS GOALIE:

Mike Vernon, 37

PLAYOFFS

MOST POINTS:

Al MacInnis, 31

MOST GOALS:

Joe Mullen, 16

MOST ASSISTS:

Al MacInnis, 24

MOST PENALTY MINUTES:

Jim Peplinski, 75

MOST WINS GOALIE:

Mike Vernon, 16

TROPHIES AND AWARDS

RALPH T. SCURFIELD HUMANITARIAN AWARD

Lanny McDonald

CONN SMYTHE TROPHY

Al MacInnis

LADY BYNG TROPHY

Joe Mullen

EMERY EDGE +/-

Joe Mullen

MOLSON CUP

Joe Mullen

NHL 1ST ALL-STAR

Al MacInnis

NHL 2ND ALL-STAR

Mike Vernon

| GOALTENDER | GP | MP | GA | GAA | W-L-OTL | SO | EN | GP | MP | GA | GAA | W-L | SO | EN |
|----------------|-----------|-------------|------------|-------------|----------------|----------|----------|-----------|-------------|-----------|-------------|-------------|----------|----------|
| Mike Vernon | 52 | 2938 | 130 | 2.65 | 37-6-5 | 0 | 0 | 22 | 1381 | 52 | 2.26 | 16-5 | 3 | 1 |
| Rick Wamsley | 35 | 1927 | 95 | 2.96 | 17-11-4 | 2 | 1 | 1 | 20 | 2 | 6.00 | 0-1 | 0 | 0 |
| Steve Guenette | - | - | - | - | - | - | - | - | - | - | - | - | - | - |
| TOTAL | 80 | 4871 | 225 | 2.78 | 54-17-9 | 2 | 1 | 22 | 1401 | 54 | 2.36 | 16-6 | 3 | 1 |

1987-88

Flames capture their first Presidents' Trophy

| COACH | REGULAR SEASON | | | | | | | PLAYOFFS | | | | |
|-------------|----------------|----|----|---|-----|-----|-----|----------|---|---|----|----|
| | GP | W | L | T | PTS | GF | GA | GP | W | L | GF | GA |
| Terry Crisp | 80 | 48 | 23 | 9 | 105 | 397 | 305 | 9 | 4 | 5 | 41 | 36 |

Regular Season: 1st Smythe Division, 1st overall. Playoffs: Smythe Division Semi-Finals — defeated Los Angeles 4-1; Smythe Division Finals — lost series to Edmonton 4-0.

| PLAYER | | REGULAR SEASON | | | | | PLAYOFFS | | | | |
|-----------------|-------|----------------|------------|------------|-------------|-------------|----------|-----------|-----------|------------|------------|
| | | GP | G | A | PTS | PIM | GP | G | A | PTS | PIM |
| Hakan Loob | | 80 | 50 | 56 | 106 | 47 | 9 | 8 | 1 | 9 | 4 |
| Mike Bullard | | 79 | 48 | 55 | 103 | 68 | 6 | 0 | 2 | 2 | 6 |
| Joe Nieuwendyk | | 75 | 51 | 41 | 92 | 23 | 8 | 3 | 4 | 7 | 2 |
| Gary Suter | | 75 | 21 | 70 | 91 | 124 | 9 | 1 | 9 | 10 | 6 |
| Joe Mullen | | 80 | 40 | 44 | 86 | 30 | 7 | 2 | 4 | 6 | 10 |
| Al MacInnis | | 80 | 25 | 58 | 83 | 114 | 7 | 3 | 6 | 9 | 18 |
| John Tonelli | | 74 | 17 | 41 | 58 | 84 | 6 | 2 | 5 | 7 | 8 |
| Joel Otto | | 62 | 13 | 39 | 52 | 194 | 9 | 3 | 2 | 5 | 24 |
| Jim Peplinski | | 75 | 20 | 31 | 51 | 234 | 9 | 0 | 5 | 5 | 45 |
| Brett Hull | | 52 | 26 | 24 | 50 | 12 | - | - | - | - | - |
| Rob Ramage | STL | 67 | 8 | 34 | 42 | 127 | - | - | - | - | - |
| | CGY | 12 | 1 | 6 | 7 | 37 | 9 | 1 | 3 | 4 | 21 |
| | TOTAL | 79 | 9 | 40 | 49 | 164 | 9 | 1 | 3 | 4 | 21 |
| Brad McCrimmon | | 80 | 7 | 35 | 42 | 98 | 9 | 2 | 3 | 5 | 22 |
| Carey Wilson | | 34 | 9 | 21 | 30 | 18 | - | - | - | - | - |
| Gary Roberts | | 74 | 13 | 15 | 28 | 282 | 9 | 2 | 3 | 5 | 29 |
| Lanny McDonald | | 60 | 10 | 13 | 23 | 57 | 9 | 3 | 1 | 4 | 6 |
| Craig Cox | VAN | 64 | 5 | 12 | 17 | 186 | - | - | - | - | - |
| | CGY | 7 | 2 | 3 | 5 | 32 | 2 | 1 | 0 | 1 | 16 |
| | TOTAL | 71 | 7 | 15 | 22 | 218 | 2 | 1 | 0 | 1 | 16 |
| Perry Berezan | | 29 | 7 | 12 | 19 | 66 | 8 | 0 | 2 | 2 | 13 |
| Brian Glynn | | 67 | 5 | 14 | 19 | 87 | 1 | 0 | 0 | 0 | 0 |
| Colin Patterson | | 39 | 7 | 11 | 18 | 28 | 9 | 1 | 0 | 1 | 8 |
| Dana Murzyn | HFD | 33 | 1 | 6 | 7 | 45 | - | - | - | - | - |
| | CGY | 41 | 6 | 5 | 11 | 94 | 5 | 2 | 0 | 2 | 13 |
| | TOTAL | 74 | 7 | 11 | 18 | 139 | 5 | 2 | 0 | 2 | 13 |
| Ric Nattress | | 63 | 2 | 13 | 15 | 37 | 6 | 1 | 3 | 4 | 0 |
| Tim Hunter | | 68 | 8 | 5 | 13 | 337 | 9 | 4 | 0 | 4 | 32 |
| Steve Bozek | | 26 | 3 | 7 | 10 | 12 | - | - | - | - | - |
| Neil Sheehy | | 36 | 2 | 6 | 8 | 73 | - | - | - | - | - |
| Jiri Hrdina | | 9 | 2 | 5 | 7 | 2 | 1 | 0 | 0 | 0 | 0 |
| Mike Vernon | | 64 | 0 | 7 | 7 | 47 | 9 | 0 | 2 | 2 | 2 |
| Shane Churla | HFD | 2 | 0 | 0 | 0 | 14 | - | - | - | - | - |
| | CGY | 29 | 1 | 5 | 6 | 132 | 7 | 0 | 1 | 1 | 17 |
| | TOTAL | 31 | 1 | 5 | 6 | 146 | 7 | 0 | 1 | 1 | 17 |
| Paul Reinhart | | 14 | 0 | 4 | 4 | 10 | 8 | 2 | 7 | 9 | 6 |
| Kevan Guy | | 11 | 0 | 3 | 3 | 8 | - | - | - | - | - |
| Doug Dadswell | | 25 | 0 | 2 | 2 | 2 | - | - | - | - | - |
| Rich Chernomaz | | 2 | 1 | 0 | 1 | 0 | - | - | - | - | - |
| Randy Bucyk | | 2 | 0 | 0 | 0 | 0 | - | - | - | - | - |
| Bob Bodak | | 3 | 0 | 0 | 0 | 22 | - | - | - | - | - |
| Rick Wamsley | STL | 31 | 0 | 0 | 0 | 14 | - | - | - | - | - |
| | CGY | 2 | 0 | 0 | 0 | 0 | 1 | 0 | 0 | 0 | 0 |
| | TOTAL | 33 | 0 | 0 | 0 | 14 | 1 | 0 | 0 | 0 | 0 |
| BENCH | | - | - | - | - | - | - | - | - | - | 2 |
| TOTAL | | 80 | 397 | 652 | 1049 | 2429 | 9 | 41 | 63 | 104 | 312 |

| GOALTENDER | | GP | MP | GA | GAA | W-L-OTL | SO | EN | GP | MP | GA | GAA | W-L | SO | EN |
|---------------|-------|-----------|-------------|------------|-------------|----------------|----------|----------|----------|------------|-----------|-------------|------------|----------|----------|
| Rick Wamsley | STL | 31 | 1818 | 103 | 3.40 | 13-16-1 | 0 | 0 | - | - | - | - | - | - | - |
| | CGY | 2 | 73 | 5 | 4.11 | 1-0-0 | 0 | 0 | 1 | 33 | 2 | 3.64 | 0-1 | 0 | 0 |
| | TOTAL | 33 | 1891 | 108 | 3.43 | 14-16-1 | 0 | 0 | 1 | 33 | 2 | 3.64 | 0-1 | 0 | 0 |
| Mike Vernon | | 64 | 3565 | 210 | 3.53 | 39-16-7 | 1 | 1 | 9 | 515 | 34 | 3.96 | 4-4 | 0 | 0 |
| Doug Dadswell | | 25 | 1221 | 89 | 4.37 | 8-7-2 | 0 | 0 | - | - | - | - | - | - | - |
| TOTAL | | 80 | 4895 | 304 | 3.75 | 48-23-9 | 1 | 1 | 9 | 548 | 36 | 3.94 | 4-5 | 0 | 0 |

REGULAR SEASON

MOST POINTS:
Hakan Loob, 106

MOST GOALS:
Joe Nieuwendyk, 51

MOST ASSISTS:
Gary Suter, 70

MOST PENALTY MINUTES:
Tim Hunter, 337

MOST WINS GOALIE:
Mike Vernon, 39

PLAYOFFS

MOST POINTS:
Gary Suter, 10

MOST GOALS:
Hakan Loob, 8

MOST ASSISTS:
Gary Suter, 9

MOST PENALTY MINUTES:
Jim Peplinski, 45

MOST WINS GOALIE:
Mike Vernon, 4

TROPHIES AND AWARDS

RALPH T. SCURFIELD HUMANITARIAN AWARD
Jim Peplinski

CALDER MEMORIAL TROPHY
Joe Nieuwendyk

KING CLANCY AWARD
Lanny McDonald

EMERY EDGE +/-
Brad McCrimmon

MOLSON CUP
Joe Mullen

NHL 1ST ALL-STAR
Hakan Loob

NHL 2ND ALL-STAR
Brad McCrimmon
Gary Suter

1986-87

Joe Mullen captures the Lady Byng Trophy

| COACH | REGULAR SEASON | | | | | | | PLAYOFFS | | | | |
|-------------|----------------|----|----|---|-----|-----|-----|----------|---|---|----|----|
| | GP | W | L | T | PTS | GF | GA | GP | W | L | GF | GA |
| Bob Johnson | 80 | 46 | 31 | 3 | 95 | 318 | 289 | 6 | 2 | 4 | 15 | 22 |

Regular Season: 2nd Smythe Division, 3rd overall. Playoffs: Smythe Division Semi-Finals — lost series to Winnipeg 4-2.

| PLAYER | REGULAR SEASON | | | | | PLAYOFFS | | | | |
|-----------------|----------------|------------|------------|------------|-------------|----------|-----------|-----------|-----------|------------|
| | GP | G | A | PTS | PIM | GP | G | A | PTS | PIM |
| Joe Mullen | 79 | 47 | 40 | 87 | 14 | 6 | 2 | 1 | 3 | 0 |
| Al MacInnis | 79 | 20 | 56 | 76 | 97 | 4 | 1 | 0 | 1 | 0 |
| Paul Reinhart | 76 | 15 | 53 | 68 | 22 | 4 | 0 | 1 | 1 | 6 |
| Mike Bullard | PIT 14 | 2 | 10 | 12 | 17 | - | - | - | - | - |
| | CGY 57 | 28 | 26 | 54 | 34 | 6 | 4 | 2 | 6 | 2 |
| | TOTAL 71 | 30 | 36 | 66 | 51 | 6 | 4 | 2 | 6 | 2 |
| Carey Wilson | 80 | 20 | 36 | 56 | 42 | 6 | 1 | 1 | 2 | 6 |
| John Tonelli | 78 | 20 | 31 | 51 | 72 | 3 | 0 | 0 | 0 | 2 |
| Joel Otto | 68 | 19 | 31 | 50 | 185 | 2 | 0 | 2 | 2 | 6 |
| Jim Peplinski | 80 | 18 | 32 | 50 | 181 | 6 | 1 | 0 | 1 | 24 |
| Gary Suter | 68 | 9 | 40 | 49 | 70 | 6 | 0 | 3 | 3 | 10 |
| Hakan Loob | 68 | 18 | 26 | 44 | 26 | 5 | 1 | 2 | 3 | 0 |
| Jamie Macoun | 79 | 7 | 33 | 40 | 111 | 3 | 0 | 1 | 1 | 8 |
| Steve Bozek | 71 | 17 | 18 | 35 | 22 | 4 | 1 | 0 | 1 | 2 |
| Brian Bradley | 40 | 10 | 18 | 28 | 16 | - | - | - | - | - |
| Lanny McDonald | 58 | 14 | 12 | 26 | 54 | 5 | 0 | 0 | 0 | 2 |
| Colin Patterson | 68 | 13 | 13 | 26 | 41 | 6 | 0 | 2 | 2 | 2 |
| Tim Hunter | 73 | 6 | 15 | 21 | 361 | 6 | 0 | 0 | 0 | 51 |
| Gary Roberts | 32 | 5 | 10 | 15 | 85 | 2 | 0 | 0 | 0 | 4 |
| Dale DeGray | 27 | 6 | 7 | 13 | 29 | - | - | - | - | - |
| Neil Sheehy | 54 | 4 | 6 | 10 | 151 | 6 | 0 | 0 | 0 | 21 |
| Dan Quinn | 16 | 3 | 6 | 9 | 14 | - | - | - | - | - |
| Perry Berezan | 24 | 5 | 3 | 8 | 24 | 2 | 0 | 2 | 2 | 7 |
| Nick Fotiu | 42 | 5 | 3 | 8 | 145 | - | - | - | - | - |
| Kari Eloranta | 13 | 1 | 6 | 7 | 9 | 6 | 0 | 2 | 2 | 0 |
| Joe Nieuwendyk | 9 | 5 | 1 | 6 | 0 | 6 | 2 | 2 | 4 | 0 |
| Doug Risebrough | 22 | 2 | 3 | 5 | 66 | 4 | 0 | 1 | 1 | 6 |
| Kevan Guy | 24 | 0 | 4 | 4 | 19 | 4 | 0 | 1 | 1 | 23 |
| Brian Engblom | 32 | 0 | 4 | 4 | 28 | - | - | - | - | - |
| Paul Baxter | 18 | 0 | 2 | 2 | 66 | 2 | 0 | 0 | 0 | 10 |
| Mike Vernon | 54 | 0 | 2 | 2 | 14 | 5 | 0 | 0 | 0 | 0 |
| Brett Hull | 5 | 1 | 0 | 1 | 0 | 4 | 2 | 1 | 3 | 0 |
| Doug Dadswell | 2 | 0 | 0 | 0 | 0 | - | - | - | - | - |
| Rejean Lemelin | 34 | 0 | 0 | 0 | 20 | 2 | 0 | 1 | 1 | 0 |
| TOTAL | 80 | 318 | 538 | 856 | 2018 | 6 | 15 | 26 | 41 | 192 |

REGULAR SEASON

MOST POINTS:

Joe Mullen, 87

MOST GOALS:

Joe Mullen, 47

MOST ASSISTS:

Al MacInnis, 56

MOST PENALTY MINUTES:

Tim Hunter, 361

MOST WINS GOALIE:

Mike Vernon, 30

PLAYOFFS

MOST POINTS:

Mike Bullard, 6

MOST GOALS:

Mike Bullard, 4

MOST ASSISTS:

Gary Suter, 3

MOST PENALTY MINUTES:

Tim Hunter, 51

MOST WINS GOALIE:

Mike Vernon, 2

OVERTIME GOAL:

Mike Bullard, 1

TROPHIES AND AWARDS

RALPH T. SCURFIELD HUMANITARIAN AWARD

Lanny McDonald

LADY BYNG TROPHY

Joe Mullen

| GOALTENDER | GP | MP | GA | GAA | W-L-OTL | SO | EN | GP | MP | GA | GAA | W-L | SO | EN |
|----------------|-----------|-------------|------------|-------------|----------------|----------|----------|----------|------------|-----------|-------------|------------|----------|----------|
| Rejean Lemelin | 34 | 1735 | 94 | 3.25 | 16-9-1 | 2 | 4 | 2 | 101 | 6 | 3.56 | 0-1 | 0 | 0 |
| Mike Vernon | 54 | 2957 | 178 | 3.61 | 30-21-1 | 1 | 2 | 5 | 263 | 16 | 3.65 | 2-3 | 0 | 0 |
| Doug Dadswell | 2 | 125 | 10 | 4.80 | 0-1-1 | 0 | 1 | - | - | - | - | - | - | - |
| TOTAL | 80 | 4817 | 282 | 3.61 | 46-31-3 | 3 | 7 | 6 | 364 | 22 | 3.63 | 2-4 | 0 | 0 |

1985-86 | Flames vs. Habs for the Stanley Cup

| COACH | REGULAR SEASON | | | | | | | PLAYOFFS | | | | |
|-------------|----------------|----|----|---|-----|-----|-----|----------|----|----|----|----|
| | GP | W | L | T | PTS | GF | GA | GP | W | L | GF | GA |
| Bob Johnson | 80 | 40 | 31 | 9 | 89 | 354 | 315 | 22 | 12 | 10 | 81 | 69 |

Regular Season: 2nd Smythe Division, 6th overall. Playoffs: Smythe Division Semi-Finals — defeated Winnipeg 3-0; Smythe Division Finals — defeated Edmonton 4-3; Conference Finals — defeated St. Louis 4-3; Stanley Cup Finals — lost to Montreal 4-1.

| PLAYER | | REGULAR SEASON | | | | | PLAYOFFS | | | | |
|-------------------|-------|----------------|------------|------------|------------|-------------|-----------|-----------|------------|------------|-----------|
| | | GP | G | A | PTS | PIM | GP | G | A | PTS | PIM |
| Joe Mullen | STL | 48 | 28 | 24 | 52 | 10 | - | - | - | - | - |
| | CGY | 29 | 16 | 22 | 38 | 11 | 21 | 12 | 7 | 19 | 4 |
| | TOTAL | 77 | 44 | 46 | 90 | 21 | 21 | 12 | 7 | 19 | 4 |
| Dan Quinn | | 78 | 30 | 42 | 72 | 44 | 18 | 8 | 7 | 15 | 10 |
| Lanny McDonald | | 80 | 28 | 43 | 71 | 44 | 22 | 11 | 7 | 18 | 30 |
| John Tonelli | NYI | 65 | 20 | 41 | 61 | 50 | - | - | - | - | - |
| | CGY | 9 | 3 | 4 | 7 | 10 | 22 | 7 | 9 | 16 | 49 |
| | TOTAL | 74 | 23 | 45 | 68 | 60 | 22 | 7 | 9 | 16 | 49 |
| Gary Suter | | 80 | 18 | 50 | 68 | 141 | 10 | 2 | 8 | 10 | 8 |
| Al MacInnis | | 77 | 11 | 57 | 68 | 76 | 21 | 4 | 15 | 19 | 30 |
| Hakan Loob | | 68 | 31 | 36 | 67 | 36 | 22 | 4 | 10 | 14 | 6 |
| Joel Otto | | 79 | 25 | 34 | 59 | 188 | 22 | 5 | 10 | 15 | 80 |
| Jim Peplinski | | 77 | 24 | 35 | 59 | 214 | 22 | 5 | 9 | 14 | 107 |
| Carey Wilson | | 76 | 29 | 29 | 58 | 24 | 9 | 0 | 2 | 2 | 2 |
| Steve Bozek | | 64 | 21 | 22 | 43 | 24 | 14 | 2 | 6 | 8 | 32 |
| Doug Risebrough | | 62 | 15 | 28 | 43 | 169 | 22 | 7 | 9 | 16 | 38 |
| Perry Berezan | | 55 | 12 | 21 | 33 | 39 | 8 | 1 | 1 | 2 | 6 |
| Paul Reinhart | | 32 | 8 | 25 | 33 | 15 | 21 | 5 | 13 | 18 | 4 |
| Jamie Macoun | | 77 | 11 | 21 | 32 | 81 | 22 | 1 | 6 | 7 | 23 |
| Richard Kromm | | 63 | 12 | 17 | 29 | 31 | - | - | - | - | - |
| Colin Patterson | | 61 | 14 | 13 | 27 | 22 | 19 | 6 | 3 | 9 | 10 |
| Steve Konroyd | | 59 | 7 | 20 | 27 | 64 | - | - | - | - | - |
| Eddy Beers | | 33 | 11 | 10 | 21 | 8 | - | - | - | - | - |
| Neil Sheehy | | 65 | 2 | 16 | 18 | 271 | 22 | 0 | 2 | 2 | 79 |
| Tim Hunter | | 66 | 8 | 7 | 15 | 291 | 19 | 0 | 3 | 3 | 108 |
| Gino Cavallini | | 27 | 7 | 7 | 14 | 26 | - | - | - | - | - |
| Charlie Bourgeois | | 29 | 5 | 5 | 10 | 128 | - | - | - | - | - |
| Terry Johnson | STL | 49 | 0 | 4 | 4 | 87 | - | - | - | - | - |
| | CGY | 24 | 1 | 4 | 5 | 71 | 17 | 0 | 3 | 3 | 64 |
| | TOTAL | 73 | 1 | 8 | 9 | 158 | 17 | 0 | 3 | 3 | 64 |
| Paul Baxter | | 47 | 4 | 3 | 7 | 194 | 13 | 0 | 1 | 1 | 55 |
| Rejean Lemelin | | 60 | 0 | 5 | 5 | 10 | 3 | 0 | 1 | 1 | 0 |
| Rik Wilson | STL | 32 | 0 | 4 | 4 | 48 | - | - | - | - | - |
| | CGY | 2 | 0 | 0 | 0 | 0 | - | - | - | - | - |
| | TOTAL | 34 | 0 | 4 | 4 | 48 | - | - | - | - | - |
| Yves Courteau | | 4 | 1 | 1 | 2 | 0 | 1 | 0 | 0 | 0 | 0 |
| Brian Bradley | | 5 | 0 | 1 | 1 | 0 | 1 | 0 | 0 | 0 | 0 |
| Nick Fotiu | | 9 | 0 | 1 | 1 | 21 | 11 | 0 | 1 | 1 | 34 |
| Mike Vernon | | 18 | 0 | 1 | 1 | 4 | 21 | 0 | 1 | 1 | 0 |
| Robin Bartel | | 1 | 0 | 0 | 0 | 0 | 6 | 0 | 0 | 0 | 16 |
| Dale DeGray | | 1 | 0 | 0 | 0 | 0 | - | - | - | - | - |
| Mark Lamb | | 1 | 0 | 0 | 0 | 0 | - | - | - | - | - |
| Marc D'Amour | | 15 | 0 | 0 | 0 | 22 | - | - | - | - | - |
| Brett Hull | | - | - | - | - | - | 2 | 0 | 0 | 0 | 0 |
| TOTAL | | 80 | 354 | 580 | 934 | 2279 | 22 | 81 | 135 | 216 | 80 |

| GOALTENDER | GP | MP | GA | GAA | W-L-OTL | SO | EN | GP | MP | GA | GAA | W-L | SO | EN |
|----------------|-----------|-------------|------------|-------------|----------------|----------|----------|-----------|-------------|-----------|-------------|--------------|----------|----------|
| Mike Vernon | 18 | 921 | 52 | 3.39 | 9-3-3 | 1 | 0 | 21 | 1229 | 60 | 2.93 | 12-9 | 0 | 2 |
| Marc D'Amour | 15 | 560 | 32 | 3.43 | 2-4-2 | 0 | 0 | - | - | - | - | - | - | - |
| Rejean Lemelin | 60 | 3369 | 229 | 4.08 | 29-24-4 | 1 | 2 | 3 | 109 | 7 | 3.85 | 0-1 | 0 | 0 |
| TOTAL | 80 | 4850 | 313 | 3.87 | 40-31-9 | 2 | 2 | 22 | 1338 | 67 | 3.09 | 12-10 | 0 | 2 |

REGULAR SEASON

MOST POINTS:

Joe Mullen, 90
(Calgary 38, St. Louis 52)

MOST GOALS:

Joe Mullen, 44
(Calgary 16, St. Louis 28)

MOST ASSISTS:

Al MacInnis, 57

MOST PENALTY MINUTES:

Tim Hunter, 291

MOST WINS GOALIE:

Rejean Lemelin, 29

PLAYOFFS

MOST POINTS:

Joe Mullen, 19
Al MacInnis, 19

MOST GOALS:

Joe Mullen, 12

MOST ASSISTS:

Al MacInnis, 15

MOST PENALTY MINUTES:

Tim Hunter, 108

MOST WINS GOALIE:

Mike Vernon, 12

OVERTIME GOAL:

Lanny McDonald, 1

TROPHIES AND AWARDS

CALDER MEMORIAL TROPHY

Gary Suter

MOLSON CUP

Hakan Loob

1984-85

Kent Nilsson finishes with 99 points

| COACH | REGULAR SEASON | | | | | | | PLAYOFFS | | | | |
|-------------|----------------|----|----|----|-----|-----|-----|----------|---|---|----|----|
| | GP | W | L | T | PTS | GF | GA | GP | W | L | GF | GA |
| Bob Johnson | 80 | 41 | 27 | 12 | 94 | 363 | 302 | 4 | 1 | 3 | 13 | 15 |

Regular Season: 3rd Smythe Division, tied 6th overall. Playoffs: Smythe Division Semi-Finals — lost series to Winnipeg 3-1.

| PLAYER | REGULAR SEASON | | | | | PLAYOFFS | | | | |
|-------------------|----------------|------------|------------|------------|-------------|----------|-----------|-----------|-----------|------------|
| | GP | G | A | PTS | PIM | GP | G | A | PTS | PIM |
| Kent Nilsson | 77 | 37 | 62 | 99 | 14 | 3 | 0 | 1 | 1 | 0 |
| Hakan Loob | 78 | 37 | 35 | 72 | 14 | 4 | 3 | 3 | 6 | 0 |
| Carey Wilson | 74 | 24 | 48 | 72 | 27 | 4 | 0 | 0 | 0 | 0 |
| Paul Reinhart | 75 | 23 | 46 | 69 | 18 | 4 | 1 | 1 | 2 | 0 |
| Eddy Beers | 74 | 28 | 40 | 68 | 94 | 3 | 1 | 0 | 1 | 0 |
| Al MacInnis | 67 | 14 | 52 | 66 | 75 | 4 | 1 | 2 | 3 | 8 |
| Dan Quinn | 74 | 20 | 38 | 58 | 22 | 3 | 0 | 0 | 0 | 0 |
| Richard Kromm | 73 | 20 | 32 | 52 | 32 | 3 | 0 | 1 | 1 | 4 |
| Jim Peplinski | 80 | 16 | 29 | 45 | 111 | 4 | 1 | 3 | 4 | 11 |
| Colin Patterson | 57 | 22 | 21 | 43 | 5 | 4 | 0 | 0 | 0 | 5 |
| Mike Eaves | 56 | 14 | 29 | 43 | 10 | - | - | - | - | - |
| Jamie Macoun | 70 | 9 | 30 | 39 | 67 | 4 | 1 | 0 | 1 | 4 |
| Lanny McDonald | 43 | 19 | 18 | 37 | 36 | 1 | 0 | 0 | 0 | 0 |
| Steve Bozek | 54 | 13 | 22 | 35 | 6 | 3 | 1 | 0 | 1 | 4 |
| Steve Tambellini | 47 | 19 | 10 | 29 | 4 | - | - | - | - | - |
| Steve Konroyd | 64 | 3 | 23 | 26 | 73 | 4 | 1 | 4 | 5 | 2 |
| Tim Hunter | 71 | 11 | 11 | 22 | 259 | 4 | 0 | 0 | 0 | 24 |
| Paul Baxter | 70 | 5 | 14 | 19 | 126 | 4 | 0 | 1 | 1 | 18 |
| Gino Cavallini | 27 | 6 | 10 | 16 | 14 | 3 | 0 | 0 | 0 | 4 |
| Kari Eloranta | 65 | 2 | 11 | 13 | 39 | - | - | - | - | - |
| Doug Risebrough | 15 | 7 | 5 | 12 | 49 | 4 | 0 | 3 | 3 | 12 |
| Joel Otto | 17 | 4 | 8 | 12 | 30 | 3 | 2 | 1 | 3 | 10 |
| Charlie Bourgeois | 47 | 2 | 10 | 12 | 134 | 4 | 0 | 0 | 0 | 17 |
| Neil Sheehy | 31 | 3 | 4 | 7 | 109 | - | - | - | - | - |
| Perry Berezan | 9 | 3 | 2 | 5 | 4 | 2 | 1 | 0 | 1 | 4 |
| Jim Jackson | 10 | 1 | 4 | 5 | 0 | - | - | - | - | - |
| Yves Courteau | 14 | 1 | 4 | 5 | 4 | - | - | - | - | - |
| Bruce Eakin | 1 | 0 | 0 | 0 | 0 | - | - | - | - | - |
| Don Edwards | 34 | 0 | 0 | 0 | 4 | - | - | - | - | - |
| Rejean Lemelin | 56 | 0 | 0 | 0 | 4 | 4 | 0 | 0 | 0 | 0 |
| TOTAL | 80 | 363 | 618 | 981 | 1384 | 4 | 13 | 20 | 33 | 127 |

REGULAR SEASON

MOST POINTS:
Kent Nilsson, 99

MOST GOALS:
Kent Nilsson, 37
Hakan Loob, 37

MOST ASSISTS:
Kent Nilsson, 62

MOST PENALTY MINUTES:
Tim Hunter, 259

MOST WINS GOALIE:
Rejean Lemelin, 30

PLAYOFFS

MOST POINTS:
Hakan Loob, 6

MOST GOALS:
Hakan Loob, 3

MOST ASSISTS:
Steve Konroyd, 4

MOST PENALTY MINUTES:
Tim Hunter, 24

MOST WINS GOALIE:
Rejean Lemelin, 1

TROPHIES AND AWARDS

MOLSON CUP
Rejean Lemelin

| GOALTENDER | GP | MP | GA | GAA | W-L-OTL | SO | EN | GP | MP | GA | GAA | W-L | SO | EN |
|----------------|-----------|-------------|------------|-------------|-----------------|----------|----------|----------|------------|-----------|-------------|------------|----------|----------|
| Rejean Lemelin | 56 | 3176 | 183 | 3.46 | 30-12-10 | 1 | 3 | 4 | 248 | 14 | 3.39 | 1-3 | 1 | 1 |
| Don Edwards | 34 | 1691 | 115 | 4.08 | 11-15-2 | 1 | 1 | - | - | - | - | - | - | - |
| TOTAL | 80 | 4867 | 298 | 3.67 | 41-27-12 | 2 | 4 | 4 | 248 | 14 | 3.39 | 1-3 | 1 | 1 |

1983-84

Flames open new home—the Saddledome

| COACH | REGULAR SEASON | | | | | | | PLAYOFFS | | | | |
|-------------|----------------|----|----|----|-----|-----|-----|----------|---|---|----|----|
| | GP | W | L | T | PTS | GF | GA | GP | W | L | GF | GA |
| Bob Johnson | 80 | 34 | 32 | 14 | 82 | 311 | 314 | 11 | 6 | 5 | 41 | 46 |

Regular Season: 2nd Smythe Division, 10th overall. Playoffs: Smythe Division Semi-Finals — defeated Vancouver 3-1; Smythe Division Finals — lost series to Edmonton 4-3.

| PLAYER | REGULAR SEASON | | | | | PLAYOFFS | | | | |
|-------------------|----------------|------------|------------|------------|-------------|-----------|-----------|-----------|------------|------------|
| | GP | G | A | PTS | PIM | GP | G | A | PTS | PIM |
| Kent Nilsson | 67 | 31 | 49 | 80 | 22 | - | - | - | - | - |
| Eddy Beers | 73 | 36 | 39 | 75 | 88 | 11 | 2 | 5 | 7 | 12 |
| Lanny McDonald | 65 | 33 | 33 | 66 | 64 | 11 | 6 | 7 | 13 | 6 |
| Hakan Loob | 77 | 30 | 25 | 55 | 22 | 11 | 2 | 3 | 5 | 2 |
| Dan Quinn | 54 | 19 | 33 | 52 | 20 | 8 | 3 | 5 | 8 | 4 |
| Doug Risebrough | 77 | 23 | 28 | 51 | 161 | 11 | 2 | 1 | 3 | 25 |
| Mike Eaves | 61 | 14 | 36 | 50 | 20 | 11 | 4 | 4 | 8 | 2 |
| Al MacInnis | 51 | 11 | 34 | 45 | 42 | 11 | 2 | 12 | 14 | 13 |
| Kari Eloranta | 78 | 5 | 34 | 39 | 44 | 6 | 0 | 2 | 2 | 2 |
| Jim Peplinski | 74 | 11 | 22 | 33 | 114 | 11 | 3 | 4 | 7 | 21 |
| Jamie Macoun | 72 | 9 | 23 | 32 | 97 | 11 | 1 | 0 | 1 | 0 |
| Colin Patterson | 56 | 13 | 14 | 27 | 15 | 11 | 1 | 1 | 2 | 6 |
| Paul Baxter | 74 | 7 | 20 | 27 | 182 | 11 | 0 | 2 | 2 | 37 |
| Steve Tambellini | 73 | 15 | 10 | 25 | 16 | 2 | 0 | 1 | 1 | 0 |
| Richard Kromm | 53 | 11 | 12 | 23 | 27 | 11 | 1 | 1 | 2 | 9 |
| Paul Reinhart | 27 | 6 | 15 | 21 | 10 | 11 | 6 | 11 | 17 | 2 |
| Steve Bozek | 46 | 10 | 10 | 20 | 16 | 10 | 3 | 1 | 4 | 15 |
| Jim Jackson | 49 | 6 | 14 | 20 | 13 | 6 | 1 | 1 | 2 | 4 |
| Steve Konroyd | 80 | 1 | 13 | 14 | 94 | 8 | 1 | 2 | 3 | 8 |
| Dave Hindmarch | 29 | 6 | 5 | 11 | 2 | - | - | - | - | - |
| Tony Stiles | 30 | 2 | 7 | 9 | 20 | - | - | - | - | - |
| Jamie Hislop | 27 | 1 | 8 | 9 | 2 | - | - | - | - | - |
| Tim Hunter | 43 | 4 | 4 | 8 | 130 | 7 | 0 | 0 | 0 | 21 |
| Carey Wilson | 15 | 2 | 5 | 7 | 2 | 6 | 3 | 1 | 4 | 2 |
| Mickey Volcan | 19 | 1 | 4 | 5 | 18 | - | - | - | - | - |
| Charlie Bourgeois | 17 | 1 | 3 | 4 | 35 | 8 | 0 | 1 | 1 | 27 |
| Bruce Eakin | 7 | 2 | 1 | 3 | 4 | - | - | - | - | - |
| Kari Jalonen | 9 | 0 | 3 | 3 | 0 | - | - | - | - | - |
| Rejean Lemelin | 51 | 0 | 3 | 3 | 6 | 8 | 0 | 0 | 0 | 0 |
| Keith Hanson | 25 | 0 | 2 | 2 | 77 | - | - | - | - | - |
| Don Edwards | 41 | 0 | 2 | 2 | 2 | 6 | 0 | 0 | 0 | 0 |
| Neil Sheehy | 1 | 1 | 0 | 1 | 2 | 4 | 0 | 0 | 0 | 4 |
| Danny Bolduc | 2 | 0 | 1 | 1 | 0 | 1 | 0 | 0 | 0 | 0 |
| Mike Vernon | 1 | 0 | 0 | 0 | 0 | - | - | - | - | - |
| Jeff Brubaker | 4 | 0 | 0 | 0 | 19 | - | - | - | - | - |
| TOTAL | 80 | 311 | 512 | 823 | 1386 | 11 | 41 | 65 | 106 | 222 |

REGULAR SEASON

MOST POINTS:

Kent Nilsson, 80

MOST GOALS:

Eddy Beers, 36

MOST ASSISTS:

Kent Nilsson, 49

MOST PENALTY MINUTES:

Paul Baxter, 182

MOST WINS GOALIE:

Rejean Lemelin, 21

PLAYOFFS

MOST POINTS:

Paul Reinhart, 17

MOST GOALS:

Paul Reinhart, 6

Lanny McDonald, 6

MOST ASSISTS:

Al MacInnis, 12

MOST PENALTY MINUTES:

Paul Baxter, 37

MOST WINS GOALIE:

Don Edwards, 4

OVERTIME GOALS:

Carey Wilson, 1

Lanny McDonald, 1

TROPHIES AND AWARDS

MOLSON CUP

Rejean Lemelin

NHL ROOKIE ALL-STAR

Hakan Loob, Jamie Macoun

| GOALTENDER | GP | MP | GA | GAA | W-L-OTL | SO | EN | GP | MP | GA | GAA | W-L | SO | EN |
|----------------|-----------|-------------|------------|-------------|-----------------|----------|----------|-----------|------------|-----------|-------------|------------|----------|----------|
| Rejean Lemelin | 51 | 2568 | 150 | 3.50 | 21-12-9 | 0 | 0 | 8 | 448 | 32 | 4.29 | 2-1 | 0 | 1 |
| Don Edwards | 41 | 2303 | 157 | 4.09 | 13-19-5 | 0 | 3 | 6 | 217 | 12 | 3.32 | 4-4 | 0 | 1 |
| Mike Vernon | 1 | 11 | 4 | 21.82 | 0-1-0 | 0 | 0 | - | - | - | - | - | - | - |
| TOTAL | 80 | 4882 | 311 | 3.82 | 34-32-14 | 0 | 3 | 11 | 665 | 46 | 4.15 | 6-5 | 0 | 2 |

1982-83

Johnson named new coach | McDonald pots 66 goals

| COACH | REGULAR SEASON | | | | | | | PLAYOFFS | | | | |
|-------------|----------------|----|----|----|-----|-----|-----|----------|---|---|----|----|
| | GP | W | L | T | PTS | GF | GA | GP | W | L | GF | GA |
| Bob Johnson | 80 | 32 | 34 | 14 | 78 | 321 | 317 | 9 | 4 | 5 | 30 | 49 |

Regular Season: 2nd Smythe Division, 12th overall. Playoffs: Smythe Division Semi-Finals — defeated Vancouver 3-1; Smythe Division Finals — lost series to Edmonton 4-1.

| PLAYER | REGULAR SEASON | | | | | PLAYOFFS | | | | |
|-------------------|----------------|------------|------------|------------|-------------|----------|-----------|-----------|-----------|------------|
| | GP | G | A | PTS | PIM | GP | G | A | PTS | PIM |
| Kent Nilsson | 80 | 46 | 58 | 104 | 10 | 9 | 1 | 11 | 12 | 2 |
| Lanny McDonald | 80 | 66* | 32 | 98 | 90 | 7 | 3 | 4 | 7 | 19 |
| Paul Reinhart | 78 | 17 | 58 | 75 | 28 | 9 | 6 | 3 | 9 | 2 |
| Guy Chouinard | 80 | 13 | 59 | 72 | 18 | 9 | 1 | 6 | 7 | 4 |
| Doug Risebrough | 71 | 21 | 37 | 58 | 138 | 9 | 1 | 3 | 4 | 18 |
| Mel Bridgeman | 79 | 19 | 31 | 50 | 103 | 9 | 3 | 4 | 7 | 33 |
| Kari Eloranta | 80 | 4 | 40 | 44 | 43 | 9 | 1 | 3 | 4 | 17 |
| Jim Peplinski | 80 | 15 | 26 | 41 | 134 | 8 | 1 | 1 | 2 | 45 |
| Kevin LaVallee | 60 | 19 | 16 | 35 | 17 | 8 | 1 | 3 | 4 | 4 |
| Jamie Hislop | 79 | 14 | 19 | 33 | 17 | 9 | 0 | 2 | 2 | 6 |
| Phil Russell | 78 | 13 | 18 | 31 | 112 | 9 | 1 | 4 | 5 | 24 |
| Eddy Beers | 41 | 11 | 15 | 26 | 21 | 8 | 1 | 1 | 2 | 27 |
| Dave Hindmarch | 60 | 11 | 12 | 23 | 23 | 4 | 0 | 0 | 0 | 4 |
| Jim Jackson | 48 | 8 | 12 | 20 | 7 | 8 | 2 | 1 | 3 | 2 |
| Steve Christoff | 45 | 9 | 8 | 17 | 4 | 1 | 0 | 0 | 0 | 0 |
| Steve Konroyd | 79 | 4 | 13 | 17 | 73 | 9 | 2 | 1 | 3 | 18 |
| Richie Dunn | 80 | 3 | 11 | 14 | 47 | 9 | 1 | 1 | 2 | 8 |
| Carl Mokosak | 41 | 7 | 6 | 13 | 87 | - | - | - | - | - |
| Kari Jalonen | 25 | 9 | 3 | 12 | 4 | 5 | 1 | 0 | 1 | 0 |
| Greg Meredith | 35 | 5 | 4 | 9 | 8 | 5 | 3 | 1 | 4 | 4 |
| Charlie Bourgeois | 15 | 2 | 3 | 5 | 21 | - | - | - | - | - |
| Jamie Macoun | 22 | 1 | 4 | 5 | 25 | 9 | 0 | 2 | 2 | 8 |
| Rejean Lemelin | 39 | 0 | 5 | 5 | 7 | 7 | 0 | 0 | 0 | 0 |
| Al MacInnis | 14 | 1 | 3 | 4 | 9 | - | - | - | - | - |
| Pierre Rioux | 14 | 1 | 2 | 3 | 4 | - | - | - | - | - |
| Denis Cyr | 11 | 1 | 1 | 2 | 0 | - | - | - | - | - |
| Tim Hunter | 16 | 1 | 0 | 1 | 54 | 9 | 1 | 0 | 1 | 70 |
| Pat Ribble | 28 | 0 | 1 | 1 | 18 | - | - | - | - | - |
| Don Edwards | 39 | 0 | 1 | 1 | 0 | 5 | 0 | 0 | 0 | 0 |
| Mike Vernon | 2 | 0 | 0 | 0 | 0 | - | - | - | - | - |
| Howard Walker | 3 | 0 | 0 | 0 | 7 | - | - | - | - | - |
| Tim Harrer | 3 | 0 | 0 | 0 | 2 | - | - | - | - | - |
| Gord Hampson | 4 | 0 | 0 | 0 | 5 | - | - | - | - | - |
| Tim Bernhardt | 6 | 0 | 0 | 0 | 0 | - | - | - | - | - |
| BENCH | - | - | - | - | - | - | - | - | - | 2 |
| TOTAL | 80 | 321 | 498 | 819 | 1156 | 9 | 30 | 51 | 81 | 317 |

*Flames franchise record.

REGULAR SEASON

MOST POINTS:

Kent Nilsson, 104

MOST GOALS:

Lanny McDonald, 66

MOST ASSISTS:

Guy Chouinard, 59

MOST PENALTY MINUTES:

Doug Risebrough, 138

MOST WINS GOALIE:

Rejean Lemelin, 16

Don Edwards, 16

PLAYOFFS

MOST POINTS:

Kent Nilsson, 12

MOST GOALS:

Paul Reinhart, 6

MOST ASSISTS:

Kent Nilsson, 11

MOST PENALTY MINUTES:

Tim Hunter, 70

MOST WINS GOALIE:

Rejean Lemelin, 3

OVERTIME GOALS:

Eddy Beers, 1

Greg Meredith, 1

TROPHIES AND AWARDS

BILL MASTERTON TROPHY

Lanny McDonald

NHL 2ND ALL-STAR

Lanny McDonald

MOLSON CUP

Lanny McDonald

| GOALTENDER | GP | MP | GA | GAA | W-L-OTL | SO | EN | GP | MP | GA | GAA | W-L | SO | EN |
|----------------|-----------|-------------|------------|-------------|-----------------|----------|----------|----------|------------|-----------|-------------|------------|----------|----------|
| Rejean Lemelin | 39 | 2211 | 133 | 3.61 | 16-12-8 | 0 | 3 | 7 | 327 | 27 | 4.95 | 3-3 | 0 | 0 |
| Don Edwards | 39 | 2209 | 148 | 4.02 | 16-15-6 | 1 | 1 | 5 | 226 | 22 | 5.84 | 1-2 | 0 | 0 |
| Tim Bernhardt | 6 | 280 | 21 | 4.50 | 0-5-0 | 0 | 0 | - | - | - | - | - | - | - |
| Mike Vernon | 2 | 100 | 11 | 6.60 | 0-2-0 | 0 | 0 | - | - | - | - | - | - | - |
| TOTAL | 80 | 4800 | 313 | 3.91 | 32-34-14 | 1 | 4 | 9 | 553 | 49 | 5.32 | 4-5 | 0 | 0 |

1981-82

McDonald a Flame | Russell named Flames Captain

| COACH | REGULAR SEASON | | | | | | | PLAYOFFS | | | | |
|------------|----------------|----|----|----|-----|-----|-----|----------|---|---|----|----|
| | GP | W | L | T | PTS | GF | GA | GP | W | L | GF | GA |
| Al MacNeil | 80 | 29 | 34 | 17 | 75 | 334 | 345 | 3 | 0 | 3 | 5 | 10 |

Regular Season: 3rd Smythe Division, 12th overall. Playoffs: Smythe Division Semi-Finals — lost series to Vancouver 3-0.

| PLAYER | | REGULAR SEASON | | | | | PLAYOFFS | | | | |
|-------------------|-------|----------------|------------|------------|------------|-------------|----------|----------|----------|-----------|------------|
| | | GP | G | A | PTS | PIM | GP | G | A | PTS | PIM |
| Mel Bridgeman | PHI | 9 | 7 | 5 | 12 | 47 | - | - | - | - | - |
| | CGY | 63 | 26 | 49 | 75 | 94 | 3 | 2 | 0 | 2 | 14 |
| | TOTAL | 72 | 33 | 54 | 87 | 141 | 3 | 2 | 0 | 2 | 14 |
| Lanny McDonald | COL | 16 | 6 | 9 | 15 | 20 | - | - | - | - | - |
| | CGY | 55 | 34 | 33 | 67 | 37 | 3 | 0 | 1 | 1 | 6 |
| | TOTAL | 71 | 40 | 42 | 82 | 57 | 3 | 0 | 1 | 1 | 6 |
| Guy Chouinard | | 64 | 23 | 57 | 80 | 12 | 3 | 0 | 1 | 1 | 0 |
| Pekka Rautakallio | | 80 | 17 | 51 | 68 | 40 | 3 | 0 | 0 | 0 | 0 |
| Jim Peplinski | | 74 | 30 | 37 | 67 | 115 | 3 | 1 | 0 | 1 | 13 |
| Kevin LaVallee | | 75 | 32 | 29 | 61 | 30 | 3 | 0 | 0 | 0 | 7 |
| Paul Reinhart | | 62 | 13 | 48 | 61 | 17 | 3 | 0 | 1 | 1 | 2 |
| Willi Plett | | 78 | 21 | 36 | 57 | 288 | 3 | 1 | 2 | 3 | 39 |
| Kent Nilsson | | 41 | 26 | 29 | 55 | 8 | 3 | 0 | 3 | 3 | 2 |
| Ken Houston | | 70 | 22 | 22 | 44 | 91 | 3 | 1 | 0 | 1 | 4 |
| Jamie Hilsop | | 80 | 16 | 25 | 41 | 35 | 3 | 0 | 0 | 0 | 0 |
| Phil Russell | | 71 | 4 | 25 | 29 | 110 | 3 | 0 | 1 | 1 | 2 |
| Gary McAdam | | 46 | 12 | 15 | 27 | 18 | 3 | 0 | 0 | 0 | 0 |
| Denis Cyr | | 45 | 12 | 10 | 22 | 13 | - | - | - | - | - |
| Dan Labraaten | | 43 | 10 | 12 | 22 | 6 | 3 | 0 | 0 | 0 | 0 |
| Bob Murdoch | | 73 | 3 | 17 | 20 | 76 | 3 | 0 | 0 | 0 | 0 |
| Don Lever | | 23 | 8 | 11 | 19 | 6 | - | - | - | - | - |
| Steve Konroyd | | 63 | 3 | 14 | 17 | 78 | 3 | 0 | 0 | 0 | 12 |
| Bill Clement | | 69 | 4 | 12 | 16 | 28 | 3 | 0 | 0 | 0 | 2 |
| Charlie Bourgeois | | 54 | 2 | 13 | 15 | 112 | 3 | 0 | 0 | 0 | 7 |
| Bob MacMillan | | 23 | 4 | 7 | 11 | 14 | - | - | - | - | - |
| Eric Vail | | 6 | 4 | 1 | 5 | 0 | - | - | - | - | - |
| Kari Eloranta | | 19 | 0 | 5 | 5 | 14 | - | - | - | - | - |
| Pat Riggan | | 52 | 0 | 5 | 5 | 4 | 3 | 0 | 0 | 0 | 0 |
| Dave Hindmarch | | 9 | 3 | 0 | 3 | 0 | - | - | - | - | - |
| Bob Gould | | 16 | 3 | 0 | 3 | 4 | - | - | - | - | - |
| Pat Ribble | WSH | 12 | 1 | 2 | 3 | 14 | - | - | - | - | - |
| | CGY | 3 | 0 | 0 | 0 | 2 | - | - | - | - | - |
| | TOTAL | 15 | 1 | 2 | 3 | 16 | - | - | - | - | - |
| Eddy Beers | | 5 | 1 | 1 | 2 | 21 | - | - | - | - | - |
| Mike Dwyer | | 5 | 0 | 2 | 2 | 0 | - | - | - | - | - |
| Gord Wappel | | 11 | 1 | 0 | 1 | 6 | - | - | - | - | - |
| Carl Mokosak | | 1 | 0 | 1 | 1 | 0 | - | - | - | - | - |
| Brad Marsh | | 17 | 0 | 1 | 1 | 10 | - | - | - | - | - |
| Rejean Lemelin | | 34 | 0 | 1 | 1 | 0 | - | - | - | - | - |
| Randy Turnbull | | 1 | 0 | 0 | 0 | 2 | - | - | - | - | - |
| Bruce Eakin | | 1 | 0 | 0 | 0 | 0 | - | - | - | - | - |
| Bobby Lalonde | | 1 | 0 | 0 | 0 | 0 | - | - | - | - | - |
| Tim Hunter | | 2 | 0 | 0 | 0 | 9 | - | - | - | - | - |
| Al MacInnis | | 2 | 0 | 0 | 0 | 0 | - | - | - | - | - |
| Randy Holt | | 8 | 0 | 0 | 0 | 9 | - | - | - | - | - |
| BENCH | | - | - | - | - | - | - | - | - | - | 2 |
| TOTAL | | 80 | 334 | 569 | 903 | 1291 | 3 | 5 | 9 | 14 | 112 |

| GOALTENDER | GP | MP | GA | GAA | W-L-OTL | SO | EN | GP | MP | GA | GAA | W-L | SO | EN |
|----------------|-----------|-------------|------------|-------------|-----------------|----------|----------|----------|------------|-----------|-------------|------------|----------|----------|
| Pat Riggan | 52 | 2934 | 207 | 4.23 | 19-19-11 | 2 | 1 | 3 | 194 | 10 | 3.09 | 0-3 | 0 | 0 |
| Rejean Lemelin | 34 | 1866 | 135 | 4.34 | 10-15-6 | 0 | 2 | - | - | - | - | - | - | - |
| TOTAL | 80 | 4800 | 342 | 4.28 | 29-34-17 | 2 | 3 | 3 | 194 | 10 | 3.09 | 0-3 | 0 | 0 |

REGULAR SEASON

MOST POINTS:

Mel Bridgeman, 87
(Calgary 75, Philadelphia 12)

MOST GOALS:

Lanny McDonald, 40
(Calgary 34, Colorado 6)

MOST ASSISTS:

Guy Chouinard, 57

MOST PENALTY MINUTES:

Willi Plett, 288

MOST WINS GOALIE:

Pat Riggan, 19

PLAYOFFS

MOST POINTS:

Kent Nilsson, 3
Willi Plett, 3

MOST GOALS:

Mel Bridgeman, 2

MOST ASSISTS:

Kent Nilsson, 3

MOST PENALTY MINUTES:

Willi Plett, 39

TROPHIES AND AWARDS

MOLSON CUP

Pat Riggan

1980-81

Flames and NHL come to Calgary

| COACH | REGULAR SEASON | | | | | | | PLAYOFFS | | | | |
|------------|----------------|----|----|----|-----|-----|-----|----------|---|---|----|----|
| | GP | W | L | T | PTS | GF | GA | GP | W | L | GF | GA |
| Al MacNeil | 80 | 39 | 27 | 14 | 92 | 329 | 298 | 16 | 9 | 7 | 56 | 60 |

Regular Season: 3rd Patrick Division, 7th overall. Playoffs: Preliminary Round — defeated Chicago 3-0; Quarter-Finals — defeated Philadelphia 4-3; Stanley Cup Semi-Finals — lost to Minnesota 4-2.

| PLAYER | REGULAR SEASON | | | | | PLAYOFFS | | | | | |
|-------------------|----------------|------------|------------|------------|-------------|-----------|-----------|-----------|------------|------------|---|
| | GP | G | A | PTS | PIM | GP | G | A | PTS | PIM | |
| Kent Nilsson | 80 | 49 | 82* | 131* | 26 | 14 | 3 | 9 | 12 | 2 | |
| Guy Chouinard | 52 | 31 | 52 | 83 | 24 | 16 | 3 | 14 | 17 | 4 | |
| Willi Plett | 78 | 38 | 30 | 68 | 239 | 15 | 8 | 4 | 12 | 89 | |
| Paul Reinhart | 74 | 18 | 49 | 67 | 52 | 16 | 1 | 14 | 15 | 16 | |
| Eric Vail | 64 | 28 | 36 | 64 | 23 | 6 | 0 | 0 | 0 | 0 | |
| Bob MacMillan | 77 | 28 | 35 | 63 | 47 | 16 | 8 | 6 | 14 | 7 | |
| Don Lever | 62 | 26 | 31 | 57 | 56 | 16 | 4 | 7 | 11 | 20 | |
| Jamie Hislop | QUE | 50 | 19 | 22 | 41 | 15 | - | - | - | - | |
| | CGY | 29 | 6 | 9 | 15 | 11 | 16 | 3 | 0 | 3 | 5 |
| | TOTAL | 79 | 25 | 31 | 56 | 26 | 16 | 3 | 0 | 3 | 5 |
| Pekka Rautakallio | 76 | 11 | 45 | 56 | 64 | 16 | 2 | 4 | 6 | 6 | |
| Jim Peplinski | 80 | 13 | 25 | 38 | 108 | 16 | 2 | 3 | 5 | 11 | |
| Kevin LaVallee | 77 | 15 | 20 | 35 | 16 | 8 | 2 | 3 | 5 | 4 | |
| Bill Clement | 78 | 12 | 20 | 32 | 33 | 16 | 2 | 1 | 3 | 6 | |
| Ken Houston | 42 | 15 | 15 | 30 | 93 | 16 | 7 | 8 | 15 | 30 | |
| Phil Russell | 80 | 6 | 23 | 29 | 104 | 16 | 2 | 7 | 9 | 29 | |
| Dan Labraaten | DET | 44 | 3 | 8 | 11 | 12 | - | - | - | - | - |
| | CGY | 27 | 9 | 7 | 16 | 13 | 5 | 1 | 0 | 1 | 4 |
| | TOTAL | 71 | 12 | 15 | 27 | 25 | 5 | 1 | 0 | 1 | 4 |
| Bob Murdoch | 74 | 3 | 19 | 22 | 54 | 16 | 1 | 4 | 5 | 36 | |
| Brad Marsh | 80 | 1 | 12 | 13 | 87 | 16 | 0 | 5 | 5 | 8 | |
| Bert Wilson | 50 | 5 | 7 | 12 | 94 | 1 | 0 | 0 | 0 | 0 | |
| Brad Smith | 45 | 7 | 4 | 11 | 65 | - | - | - | - | - | |
| Alex McKendry | 36 | 3 | 6 | 9 | 19 | - | - | - | - | - | |
| Earl Ingarfield | 16 | 2 | 3 | 5 | 6 | - | - | - | - | - | |
| Denis Cyr | 10 | 1 | 4 | 5 | 0 | - | - | - | - | - | |
| Randy Holt | 48 | 0 | 5 | 5 | 165 | 13 | 2 | 2 | 4 | 52 | |
| Dan Bouchard | 14 | 0 | 4 | 4 | 6 | - | - | - | - | - | |
| Dave Hindmarch | 1 | 1 | 0 | 1 | 0 | 6 | 0 | 0 | 0 | 2 | |
| Greg Meredith | 3 | 1 | 0 | 1 | 0 | - | - | - | - | - | |
| Mike Dwyer | 4 | 0 | 1 | 1 | 4 | 1 | 1 | 0 | 1 | 0 | |
| Gord Wappel | 7 | 0 | 1 | 1 | 4 | - | - | - | - | - | |
| Rejean Lemelin | 29 | 0 | 1 | 1 | 2 | 6 | 0 | 0 | 0 | 0 | |
| Pat Riggins | 42 | 0 | 1 | 1 | 7 | 11 | 0 | 0 | 0 | 0 | |
| Tony Curtale | 2 | 0 | 0 | 0 | 0 | - | - | - | - | - | |
| Bob Gould | 3 | 0 | 0 | 0 | 0 | 11 | 3 | 1 | 4 | 4 | |
| Steve Konroyd | 4 | 0 | 0 | 0 | 4 | - | - | - | - | - | |
| TOTAL | 80 | 329 | 547 | 876 | 1426 | 16 | 55 | 92 | 147 | 335 | |

*Flames franchise record.

REGULAR SEASON

MOST POINTS:

Kent Nilsson, 131

MOST GOALS:

Kent Nilsson, 49

MOST ASSISTS:

Kent Nilsson, 82

MOST PENALTY MINUTES:

Willi Plett, 239

MOST WINS GOALIE:

Pat Riggins, 21

PLAYOFFS

MOST POINTS:

Guy Chouinard, 17

MOST GOALS:

Bob MacMillan, 8

Willi Plett, 8

MOST ASSISTS:

Guy Chouinard, 14

Paul Reinhart, 14

MOST PENALTY MINUTES:

Willi Plett, 89

MOST WINS GOALIE:

Pat Riggins, 6

OVERTIME GOAL:

Willi Plett, 1

TROPHIES AND AWARDS

MOLSON CUP

Kent Nilsson

| GOALTENDER | GP | MP | GA | GAA | W-L-OTL | SO | EN | GP | MP | GA | GAA | W-L | SO | EN |
|----------------|-----------|-------------|------------|-------------|-----------------|----------|----------|-----------|------------|-----------|-------------|------------|----------|----------|
| Rejean Lemelin | 29 | 1629 | 88 | 3.24 | 14-6-7 | 2 | 2 | 6 | 366 | 22 | 3.61 | 3-3 | 0 | 0 |
| Pat Riggins | 42 | 2411 | 154 | 3.83 | 21-16-4 | 0 | 2 | 11 | 629 | 37 | 3.53 | 6-4 | 0 | 1 |
| Dan Bouchard | 14 | 760 | 51 | 4.06 | 4-5-3 | 0 | 0 | - | - | - | - | - | - | - |
| TOTAL | 80 | 4800 | 298 | 3.73 | 39-27-14 | 2 | 4 | 16 | 985 | 59 | 3.59 | 9-7 | 0 | 1 |

2002-03

| DATE | OPP. | RESULT | RECORD | PTS |
|------------|---------|-----------|------------|-----|
| 1 Oct. 10 | vs. VAN | 0-3 L | 0-1-0-0 | 0 |
| 2 Oct. 12 | vs. PHI | 4-5 L | 0-2-0-0 | 0 |
| 3 Oct. 14 | at VAN | 3-2 W | 1-2-0-0 | 2 |
| 4 Oct. 17 | vs. BOS | 3-3 T | 1-2-1-0 | 3 |
| 5 Oct. 19 | at CHI | 5-2 W | 2-2-1-0 | 5 |
| 6 Oct. 21 | at DET | 0-4 L | 2-3-1-0 | 5 |
| 7 Oct. 22 | at MIN | 3-4 L(OT) | 2-3-1-1 | 6 |
| 8 Oct. 24 | vs. DAL | 3-3 T | 2-3-2-1 | 7 |
| 9 Oct. 26 | vs. STL | 3-4 L(OT) | 2-3-2-2 | 8 |
| 10 Oct. 31 | vs. BUF | 3-0 W | 3-3-2-2 | 10 |
| 11 Nov. 2 | vs. COL | 4-4 T | 3-3-3-2 | 11 |
| 12 Nov. 4 | at NYI | 4-2 W | 4-3-3-2 | 13 |
| 13 Nov. 5 | at NJD | 3-2 W | 5-3-3-2 | 15 |
| 14 Nov. 7 | at NYR | 0-1 L(OT) | 5-3-3-3 | 16 |
| 15 Nov. 8 | at FLA | 0-3 L | 5-4-3-3 | 16 |
| 16 Nov. 11 | at ATL | 1-2 L | 5-5-3-3 | 16 |
| 17 Nov. 14 | vs. NYR | 1-2 L | 5-6-3-3 | 16 |
| 18 Nov. 16 | vs. STL | 0-1 L | 5-7-3-3 | 16 |
| 19 Nov. 19 | vs. DET | 0-5 L | 5-8-3-3 | 16 |
| 20 Nov. 21 | vs. EDM | 1-3 L | 5-9-3-3 | 16 |
| 21 Nov. 23 | vs. CHI | 3-1 W | 6-9-3-3 | 18 |
| 22 Nov. 26 | at BOS | 2-7 L | 6-10-3-3 | 18 |
| 23 Nov. 27 | at WSH | 2-4 L | 6-11-3-3 | 18 |
| 24 Nov. 29 | at STL | 2-7 L | 6-12-3-3 | 18 |
| 25 Dec. 1 | at DET | 2-4 L | 6-13-3-3 | 18 |
| 26 Dec. 03 | at COL | 2-1 W | 7-13-3-3 | 20 |
| 27 Dec. 05 | vs. MIN | 1-1 T | 7-13-4-3 | 21 |
| 28 Dec. 09 | at VAN | 2-1 W | 8-13-4-3 | 23 |
| 29 Dec. 12 | vs. CAR | 3-4 L | 8-14-4-3 | 23 |
| 30 Dec. 14 | vs. COL | 1-3 L | 8-15-4-3 | 23 |
| 31 Dec. 15 | at VAN | 3-3 T | 8-15-5-3 | 24 |
| 32 Dec. 17 | at NSH | 3-0 W | 9-15-5-3 | 26 |
| 33 Dec. 19 | at CBJ | 0-3 L | 9-16-5-3 | 26 |
| 34 Dec. 21 | at PIT | 0-2 L | 9-17-5-3 | 26 |
| 35 Dec. 23 | at MIN | 3-2 W | 10-17-5-3 | 28 |
| 36 Dec. 27 | vs. TOR | 3-4 L | 10-18-5-3 | 28 |
| 37 Dec. 29 | vs. ANA | 4-2 W | 11-18-5-3 | 30 |
| 38 Dec. 31 | vs. MTL | 1-1 T | 11-18-6-3 | 31 |
| 39 Jan. 02 | vs. TBL | 4-1 W | 12-18-6-3 | 33 |
| 40 Jan. 04 | vs. MIN | 3-2 W | 13-18-6-3 | 35 |
| 41 Jan. 07 | at COL | 4-2 W | 14-18-6-3 | 37 |
| 42 Jan. 09 | vs. OTT | 0-1 L | 14-19-6-3 | 37 |
| 43 Jan. 11 | vs. CBJ | 2-7 L | 14-20-6-3 | 37 |
| 44 Jan. 13 | at MTL | 2-4 L | 14-21-6-3 | 37 |
| 45 Jan. 14 | at TOR | 2-3 L | 14-22-6-3 | 37 |
| 46 Jan. 16 | vs. NSH | 2-2 T | 15-22-6-3 | 38 |
| 47 Jan. 18 | vs. LAK | 2-1 W(OT) | 15-22-7-3 | 40 |
| 48 Jan. 20 | vs. EDM | 4-3 W | 16-22-7-3 | 42 |
| 49 Jan. 23 | vs. PHX | 1-7 L | 16-23-7-3 | 42 |
| 50 Jan. 25 | vs. DET | 4-1 W | 17-23-7-3 | 44 |
| 51 Jan. 28 | at PHX | 3-4 L | 17-24-7-3 | 44 |
| 52 Jan. 29 | at DAL | 1-4 L | 17-25-7-3 | 44 |
| 53 Feb. 04 | vs. ANA | 2-3 L | 17-26-7-3 | 44 |
| 54 Feb. 06 | vs. CHI | 2-2 T | 17-26-8-3 | 45 |
| 55 Feb. 07 | at EDM | 4-3 W | 18-26-8-3 | 47 |
| 56 Feb. 09 | at COL | 2-4 L | 18-27-8-3 | 47 |
| 57 Feb. 12 | at ANA | 3-4 L(OT) | 18-27-8-4 | 48 |
| 58 Feb. 13 | at LAK | 2-4 L | 18-28-8-4 | 48 |
| 59 Feb. 15 | vs. VAN | 2-2 T | 18-28-9-4 | 49 |
| 60 Feb. 17 | at STL | 3-5 L | 18-29-9-4 | 49 |
| 61 Feb. 19 | at DAL | 1-1 T | 18-29-10-4 | 50 |
| 62 Feb. 20 | at NSH | 1-4 L | 18-30-10-4 | 50 |
| 63 Feb. 23 | at PHX | 4-2 W | 19-30-10-4 | 52 |
| 64 Feb. 24 | at SJS | 2-5 L | 19-31-10-4 | 52 |
| 65 Mar. 1 | vs. SJS | 4-3 W | 20-31-10-4 | 54 |
| 66 Mar. 05 | vs. NJD | 5-4 W(OT) | 21-31-10-4 | 56 |
| 67 Mar. 07 | at CHI | 2-0 W | 22-31-10-4 | 58 |
| 68 Mar. 08 | at CBJ | 3-2 W(OT) | 23-31-10-4 | 60 |
| 69 Mar. 11 | vs. EDM | 2-5 L | 23-32-10-4 | 60 |
| 70 Mar. 13 | vs. TOR | 4-3 W(OT) | 24-32-10-4 | 62 |
| 71 Mar. 15 | at SJS | 2-3 L | 24-33-10-4 | 62 |
| 72 Mar. 16 | at ANA | 2-2 T | 24-33-11-4 | 63 |
| 73 Mar. 18 | at LAK | 4-1 W | 25-33-11-4 | 65 |
| 74 Mar. 20 | vs. WSH | 1-4 L | 25-34-11-4 | 65 |
| 75 Mar. 22 | vs. NSH | 1-1 T | 25-34-12-4 | 66 |
| 76 Mar. 24 | vs. PHX | 2-0 W | 26-34-12-4 | 68 |
| 77 Mar. 27 | vs. DAL | 2-1 W(OT) | 27-34-12-4 | 70 |
| 78 Mar. 29 | vs. CBJ | 4-6 L | 27-35-12-4 | 70 |
| 79 Mar. 31 | at MIN | 0-3 L | 27-36-12-4 | 70 |
| 80 Apr. 02 | vs. SJS | 2-2 T | 27-36-13-4 | 71 |
| 81 Apr. 04 | vs. LAK | 2-1 W(OT) | 28-36-13-4 | 73 |
| 82 Apr. 05 | at EDM | 4-1 W | 29-36-13-4 | 75 |

2001-02

| DATE | OPP. | RESULT | RECORD | PTS |
|------------|---------|-----------|------------|-----|
| 1 Oct. 3 | vs. EDM | 1-0 W | 1-0-0-0 | 2 |
| 2 Oct. 6 | vs. CHI | 4-0 W | 2-0-0-0 | 4 |
| 3 Oct. 8 | vs. PHX | 1-2 L(OT) | 2-0-0-1 | 5 |
| 4 Oct. 10 | at DET | 4-2 W | 3-0-0-1 | 7 |
| 5 Oct. 11 | at NSH | 0-1 L | 3-1-0-1 | 7 |
| 6 Oct. 13 | at DAL | 4-3 W(OT) | 4-1-0-1 | 9 |
| 7 Oct. 18 | vs. FLA | 3-1 W | 5-1-0-1 | 11 |
| 8 Oct. 20 | vs. TOR | 4-1 W | 6-1-0-1 | 13 |
| 9 Oct. 22 | at STL | 3-2 W | 7-1-0-1 | 15 |
| 10 Oct. 23 | at CHI | 3-6 L | 7-2-0-1 | 15 |
| 11 Oct. 25 | vs. NSH | 4-5 L(OT) | 7-2-0-2 | 16 |
| 12 Oct. 27 | vs. MIN | 4-2 W | 8-2-0-2 | 18 |
| 13 Nov. 1 | vs. CBJ | 2-1 W | 9-2-0-2 | 20 |
| 14 Nov. 3 | vs. MTL | 6-2 W | 10-2-0-2 | 22 |
| 15 Nov. 7 | at ANA | 3-3 T | 10-2-1-2 | 23 |
| 16 Nov. 8 | at LAK | 3-2 W | 11-2-1-2 | 25 |
| 17 Nov. 10 | vs. COL | 2-0 W | 12-2-1-2 | 27 |
| 18 Nov. 15 | vs. CHI | 2-2 T | 12-2-2-2 | 28 |
| 19 Nov. 17 | vs. STL | 2-0 W | 13-2-2-2 | 30 |
| 20 Nov. 20 | vs. LAK | 5-5 T | 13-2-3-2 | 31 |
| 21 Nov. 22 | at OTT | 4-4 T | 13-2-4-2 | 32 |
| 22 Nov. 23 | at BUF | 2-5 L | 13-3-4-2 | 32 |
| 23 Nov. 25 | at CBJ | 3-4 L | 13-4-4-2 | 32 |
| 24 Nov. 27 | at DET | 2-4 L | 13-5-4-2 | 32 |
| 25 Nov. 29 | vs. DAL | 0-3 L | 13-6-4-2 | 32 |
| 26 Dec. 01 | vs. COL | 2-2 T | 13-6-5-2 | 33 |
| 27 Dec. 03 | at LAK | 2-0 W | 14-6-5-2 | 35 |
| 28 Dec. 04 | at SJS | 2-2 T | 14-6-6-2 | 36 |
| 29 Dec. 06 | vs. SJS | 1-3 L | 14-7-6-2 | 36 |
| 30 Dec. 08 | vs. ANA | 0-4 L | 14-8-6-2 | 36 |
| 31 Dec. 10 | vs. DET | 2-0 W | 15-8-6-2 | 38 |
| 32 Dec. 12 | vs. TBL | 1-3 L | 15-9-6-2 | 38 |
| 33 Dec. 14 | at DAL | 4-3 W | 16-9-6-2 | 40 |
| 34 Dec. 15 | at STL | 0-4 L | 16-10-6-2 | 40 |
| 35 Dec. 19 | at PHX | 3-6 L | 16-11-6-2 | 40 |
| 36 Dec. 21 | at COL | 2-2 T | 16-11-7-2 | 41 |
| 37 Dec. 26 | at EDM | 2-3 L | 16-12-7-2 | 41 |
| 38 Dec. 27 | at VAN | 2-4 L | 16-13-7-2 | 41 |
| 39 Dec. 29 | vs. MIN | 4-3 W | 17-13-7-2 | 43 |
| 40 Dec. 31 | vs. EDM | 2-2 T | 17-13-8-2 | 44 |
| 41 Jan. 03 | vs. BUF | 3-1 W | 18-13-8-2 | 46 |
| 42 Jan. 05 | vs. MTL | 2-4 L | 18-14-8-2 | 46 |
| 43 Jan. 08 | at NYI | 5-2 W | 19-14-8-2 | 48 |
| 44 Jan. 09 | at NJD | 1-5 L | 19-15-8-2 | 48 |
| 45 Jan. 11 | at ATL | 0-1 L | 19-16-8-2 | 48 |
| 46 Jan. 15 | vs. NYI | 1-3 L | 19-17-8-2 | 48 |
| 47 Jan. 17 | vs. PIT | 4-6 L | 19-18-8-2 | 48 |
| 48 Jan. 19 | vs. ANA | 2-1 W | 20-18-8-2 | 50 |
| 49 Jan. 22 | vs. TOR | 1-6 L | 20-19-8-2 | 50 |
| 50 Jan. 24 | vs. COL | 0-2 L | 20-20-8-2 | 50 |
| 51 Jan. 26 | vs. VAN | 0-2 L | 20-21-8-2 | 50 |
| 52 Jan. 28 | at MIN | 3-2 W(OT) | 21-21-8-2 | 52 |
| 53 Jan. 30 | vs. DET | 4-3 W | 22-21-8-2 | 54 |
| 54 Feb. 06 | at SJS | 0-2 L | 22-22-8-2 | 54 |
| 55 Feb. 08 | vs. VAN | 1-4 L | 22-23-8-2 | 54 |
| 56 Feb. 09 | at VAN | 4-3 W | 23-23-8-2 | 56 |
| 57 Feb. 12 | at PHX | 3-4 L(OT) | 23-23-8-3 | 57 |
| 58 Feb. 13 | at ANA | 2-3 L | 23-24-8-3 | 57 |
| 59 Feb. 26 | at COL | 2-2 T | 23-24-9-3 | 58 |
| 60 Feb. 28 | vs. STL | 3-2 W | 24-24-9-3 | 60 |
| 61 Mar. 02 | vs. NSH | 5-2 W | 25-24-9-3 | 62 |
| 62 Mar. 04 | at NYR | 5-3 W | 26-24-9-3 | 64 |
| 63 Mar. 06 | at WSH | 2-3 L | 26-25-9-3 | 64 |
| 64 Mar. 07 | at PHI | 4-2 W | 27-25-9-3 | 66 |
| 65 Mar. 09 | at BOS | 2-3 L | 27-26-9-3 | 66 |
| 66 Mar. 11 | at CAR | 3-3 T | 27-26-10-3 | 67 |
| 67 Mar. 13 | at FLA | 3-3 T | 27-26-11-3 | 68 |
| 68 Mar. 14 | at TBL | 2-3 L | 27-27-11-3 | 68 |
| 69 Mar. 16 | at CBJ | 1-3 L | 27-28-11-3 | 68 |
| 70 Mar. 18 | at MIN | 2-4 L | 27-29-11-3 | 68 |
| 71 Mar. 21 | vs. SJS | 1-4 L | 27-30-11-3 | 68 |
| 72 Mar. 23 | at EDM | 1-3 L | 27-31-11-3 | 68 |
| 73 Mar. 25 | vs. CBJ | 6-1 W | 28-31-11-3 | 70 |
| 74 Mar. 28 | vs. DAL | 2-2 T | 28-31-12-3 | 71 |
| 75 Mar. 30 | vs. LAK | 5-3 W | 29-31-12-3 | 73 |
| 76 Apr. 02 | vs. ATL | 4-2 W | 30-31-12-3 | 75 |
| 77 Apr. 04 | vs. MIN | 4-3 W | 31-31-12-3 | 77 |
| 78 Apr. 06 | at NSH | 1-3 L | 31-32-12-3 | 77 |
| 79 Apr. 07 | at CHI | 2-3 L | 31-33-12-3 | 77 |
| 80 Apr. 09 | vs. PHX | 2-4 L | 31-34-12-3 | 77 |
| 81 Apr. 12 | at EDM | 2-0 W | 32-34-12-3 | 79 |
| 82 Apr. 13 | vs. VAN | 1-4 L | 32-35-12-3 | 79 |

2000-01

| DATE | OPP. | RESULT | RECORD | PTS |
|------------|---------|-----------|------------|-----|
| 1 Oct. 5 | vs. DET | 3-4 L | 0-1-0-0 | 0 |
| 2 Oct. 10 | vs. COL | 1-3 L | 0-2-0-0 | 0 |
| 3 Oct. 12 | vs. CBJ | 2-3 L | 0-3-0-0 | 0 |
| 4 Oct. 14 | at NYI | 2-0 W | 1-3-0-0 | 2 |
| 5 Oct. 15 | at DET | 4-2 W | 2-3-0-0 | 4 |
| 6 Oct. 18 | at VAN | 1-4 L | 2-4-0-0 | 4 |
| 7 Oct. 20 | vs. BOS | 3-2 W | 3-4-0-0 | 6 |
| 8 Oct. 21 | vs. TOR | 1-2 L | 3-5-0-0 | 6 |
| 9 Oct. 24 | vs. PHX | 2-2 T | 3-5-1-0 | 7 |
| 10 Oct. 26 | at STL | 3-4 L | 3-6-1-0 | 7 |
| 11 Oct. 27 | at MIN | 1-3 L | 3-7-1-0 | 7 |
| 12 Oct. 29 | vs. ANA | 3-6 L | 3-8-1-0 | 7 |
| 13 Nov. 1 | at EDM | 2-3 L | 3-9-1-0 | 7 |
| 14 Nov. 4 | vs. PIT | 1-1 T | 3-9-2-0 | 8 |
| 15 Nov. 5 | vs. MIN | 2-3 L(OT) | 3-9-2-1 | 9 |
| 16 Nov. 8 | at MIN | 1-0 W | 4-9-2-1 | 11 |
| 17 Nov. 10 | at FLA | 3-3 T | 4-9-3-1 | 12 |
| 18 Nov. 11 | at TBL | 4-3 W | 5-9-3-1 | 14 |
| 19 Nov. 13 | at BUF | 2-3 L(OT) | 5-9-3-2 | 15 |
| 20 Nov. 16 | vs. CHI | 2-5 L | 5-10-3-2 | 15 |
| 21 Nov. 18 | vs. NYR | 4-5 L(OT) | 5-10-3-3 | 16 |
| 22 Nov. 19 | at EDM | 0-2 L | 5-11-3-3 | 16 |
| 23 Nov. 22 | at MIN | 1-1 T | 5-11-4-3 | 17 |
| 24 Nov. 24 | vs. ANA | 2-2 T | 5-11-5-3 | 18 |
| 25 Nov. 25 | at COL | 2-3 L(OT) | 5-11-5-4 | 19 |
| 26 Nov. 28 | at NSH | 1-6 L | 5-12-5-4 | 19 |
| 27 Nov. 29 | at DAL | 4-3 W | 6-12-5-4 | 21 |
| 28 Dec. 2 | vs. MTL | 1-1 T | 6-12-6-4 | 22 |
| 29 Dec. 4 | vs. SJS | 0-8 L | 6-13-6-4 | 22 |
| 30 Dec. 7 | vs. NSH | 3-0 W | 7-13-6-4 | 24 |
| 31 Dec. 9 | vs. CAR | 7-2 W | 8-13-6-4 | 26 |
| 32 Dec. 13 | at MTL | 3-1 W | 9-13-6-4 | 28 |
| 33 Dec. 14 | at OTT | 2-4 L | 9-14-6-4 | 28 |
| 34 Dec. 16 | at TOR | 6-5 W(OT) | 10-14-6-4 | 30 |
| 35 Dec. 19 | at COL | 3-0 W | 11-14-6-4 | 32 |
| 36 Dec. 20 | at PHX | 2-4 L | 11-15-6-4 | 32 |
| 37 Dec. 22 | vs. EDM | 1-1 T | 11-15-7-4 | 33 |
| 38 Dec. 29 | vs. VAN | 5-0 W | 12-15-7-4 | 35 |
| 39 Dec. 31 | vs. MTL | 5-4 W(OT) | 13-15-7-4 | 37 |
| 40 Jan. 3 | at SJS | 1-0 W | 14-15-7-4 | 39 |
| 41 Jan. 5 | at ANA | 4-4 T | 14-15-8-4 | 40 |
| 42 Jan. 6 | at LAK | 0-5 L | 14-16-8-4 | 40 |
| 43 Jan. 11 | vs. NSH | 2-1 W | 15-16-8-4 | 42 |
| 44 Jan. 13 | vs. OTT | 2-5 L | 15-17-8-4 | 42 |
| 45 Jan. 14 | at VAN | 1-5 L | 15-18-8-4 | 42 |
| 46 Jan. 17 | at SJS | 4-4 T | 15-18-9-4 | 43 |
| 47 Jan. 21 | vs. DET | 4-2 W | 16-18-9-4 | 45 |
| 48 Jan. 23 | vs. PHX | 2-4 L | 16-19-9-4 | 45 |
| 49 Jan. 25 | at LAK | 3-0 W | 17-19-9-4 | 47 |
| 50 Jan. 27 | vs. VAN | 3-5 L | 17-20-9-4 | 47 |
| 51 Jan. 30 | vs. EDM | 3-5 L | 17-21-9-4 | 47 |
| 52 Feb. 1 | vs. CHI | 5-3 W | 18-21-9-4 | 49 |
| 53 Feb. 6 | vs. SJS | 1-1 T | 18-21-10-4 | 50 |
| 54 Feb. 9 | at COL | 5-3 W | 19-21-10-4 | 52 |
| 55 Feb. 10 | at VAN | 4-1 W | 20-21-10-4 | 54 |
| 56 Feb. 13 | vs. WSH | 4-4 T | 20-21-1 | |

1999-00

| DATE | OPP. | RESULT | RECORD | PTS |
|------------|---------|-----------|------------|-----|
| 1 Oct. 2 | at SJS | 3-5 L | 0-1-0-0 | 0 |
| 2 Oct. 6 | vs. STL | 1-4 L | 0-2-0-0 | 0 |
| 3 Oct. 8 | vs. MTL | 1-4 L | 0-3-0-0 | 0 |
| 4 Oct. 11 | vs. CAR | 3-3 T | 0-3-1-0 | 1 |
| 5 Oct. 13 | at VAN | 4-3 W(OT) | 1-3-1-0 | 3 |
| 6 Oct. 15 | vs. LAK | 1-4 L | 1-4-1-0 | 3 |
| 7 Oct. 16 | vs. VAN | 4-4 T | 1-4-2-0 | 4 |
| 8 Oct. 19 | at STL | 1-7 L | 1-5-2-0 | 4 |
| 9 Oct. 22 | at FLA | 3-2 W(OT) | 2-5-2-0 | 6 |
| 10 Oct. 23 | at TBL | 1-2 L | 2-6-2-0 | 6 |
| 11 Oct. 26 | at ATL | 1-2 L | 2-7-2-0 | 6 |
| 12 Oct. 28 | at OTT | 4-3 W(OT) | 3-7-2-0 | 8 |
| 13 Oct. 30 | at TOR | 1-2 L | 3-8-2-0 | 8 |
| 14 Nov. 3 | vs. NSH | 5-4 W(OT) | 4-8-2-0 | 10 |
| 15 Nov. 6 | vs. FLA | 3-6 L | 4-9-2-0 | 10 |
| 16 Nov. 10 | vs. SJS | 4-3 W(OT) | 5-9-2-0 | 12 |
| 17 Nov. 13 | vs. COL | 2-5 L | 5-10-2-0 | 12 |
| 18 Nov. 16 | at PHX | 1-2 L | 5-11-2-0 | 12 |
| 19 Nov. 17 | at ANA | 1-2 L | 5-12-2-0 | 12 |
| 20 Nov. 19 | vs. DET | 3-1 W | 6-12-2-0 | 14 |
| 21 Nov. 23 | vs. NYI | 3-2 W | 7-12-2-0 | 16 |
| 22 Nov. 25 | vs. CHI | 2-1 W(OT) | 8-12-2-0 | 18 |
| 23 Nov. 27 | at COL | 1-7 L | 8-13-2-0 | 18 |
| 24 Nov. 30 | at CAR | 3-4 L | 8-14-2-0 | 18 |
| 25 Dec. 2 | at NYI | 5-0 W | 9-14-2-0 | 20 |
| 26 Dec. 4 | at NJD | 4-2 W | 10-14-2-0 | 22 |
| 27 Dec. 6 | at NYR | 2-3 L(OT) | 10-14-2-1 | 23 |
| 28 Dec. 7 | at MTL | 3-3 T | 10-14-3-1 | 24 |
| 29 Dec. 10 | vs. VAN | 3-2 W | 11-14-3-1 | 26 |
| 30 Dec. 12 | at CHI | 2-1 W | 12-14-3-1 | 28 |
| 31 Dec. 14 | at STL | 1-1 T | 12-14-4-1 | 29 |
| 32 Dec. 15 | at DAL | 1-5 L | 12-15-4-1 | 29 |
| 33 Dec. 18 | vs. OTT | 2-1 W | 13-15-4-1 | 31 |
| 34 Dec. 21 | vs. DAL | 0-0 T | 13-15-5-1 | 32 |
| 35 Dec. 23 | vs. EDM | 2-1 W | 14-15-5-1 | 34 |
| 36 Dec. 26 | at VAN | 2-0 W | 15-15-5-1 | 36 |
| 37 Dec. 27 | vs. PHI | 1-5 L | 15-16-5-1 | 36 |
| 38 Dec. 29 | vs. ANA | 3-1 W | 16-16-5-1 | 38 |
| 39 Jan. 2 | vs. VAN | 4-2 W | 17-16-5-1 | 40 |
| 40 Jan. 5 | at COL | 0-4 L | 17-17-5-1 | 40 |
| 41 Jan. 6 | at CHI | 2-5 L | 17-18-5-1 | 40 |
| 42 Jan. 8 | vs. TBL | 3-2 W | 18-18-5-1 | 42 |
| 43 Jan. 12 | vs. DAL | 2-1 W | 19-18-5-1 | 44 |
| 44 Jan. 15 | vs. TOR | 4-0 W | 20-18-5-1 | 46 |
| 45 Jan. 18 | vs. DET | 6-1 W | 21-18-5-1 | 48 |
| 46 Jan. 19 | at EDM | 0-7 L | 21-19-5-1 | 48 |
| 47 Jan. 21 | vs. NSH | 5-4 W | 22-19-5-1 | 50 |
| 48 Jan. 24 | at BOS | 4-3 W | 23-19-5-1 | 52 |
| 49 Jan. 26 | at WSH | 1-2 L | 23-20-5-1 | 52 |
| 50 Jan. 28 | at DET | 1-4 L | 23-21-5-1 | 52 |
| 51 Jan. 29 | at NSH | 1-3 L | 23-22-5-1 | 52 |
| 52 Feb. 1 | vs. STL | 4-5 L(OT) | 23-22-5-2 | 53 |
| 53 Feb. 3 | vs. CHI | 5-5 T | 23-22-6-2 | 54 |
| 54 Feb. 9 | at VAN | 3-4 L(OT) | 23-22-6-3 | 55 |
| 55 Feb. 10 | at COL | 2-3 L | 23-23-6-3 | 55 |
| 56 Feb. 12 | at PHX | 3-4 L | 23-24-6-3 | 55 |
| 57 Feb. 14 | at LAK | 3-4 L(OT) | 23-24-6-4 | 56 |
| 58 Feb. 16 | at ANA | 5-6 L(OT) | 23-24-6-5 | 57 |
| 59 Feb. 18 | vs. EDM | 4-2 W | 24-24-6-5 | 59 |
| 60 Feb. 19 | at EDM | 3-2 W(OT) | 25-24-6-5 | 61 |
| 61 Feb. 23 | vs. LAK | 2-7 L | 25-25-6-5 | 61 |
| 62 Feb. 25 | vs. PHX | 3-3 T | 25-25-7-5 | 62 |
| 63 Feb. 26 | vs. ATL | 5-2 W | 26-25-7-5 | 64 |
| 64 Mar. 1 | vs. PIT | 8-2 W | 27-25-7-5 | 66 |
| 65 Mar. 3 | vs. ANA | 4-1 W | 28-25-7-5 | 68 |
| 66 Mar. 5 | vs. NJD | 2-2 T | 28-25-8-5 | 69 |
| 67 Mar. 7 | vs. COL | 3-8 L | 28-26-8-5 | 69 |
| 68 Mar. 9 | vs. TOR | 2-6 L | 28-27-8-5 | 69 |
| 69 Mar. 11 | at LAK | 1-3 L | 28-28-8-5 | 69 |
| 70 Mar. 13 | at SJS | 3-5 L | 28-29-8-5 | 69 |
| 71 Mar. 15 | vs. OTT | 1-3 L | 28-30-8-5 | 69 |
| 72 Mar. 18 | vs. BUF | 1-5 L | 28-31-8-5 | 69 |
| 73 Mar. 19 | at EDM | 3-2 W | 29-31-8-5 | 71 |
| 74 Mar. 22 | at DET | 2-2 T | 29-31-9-5 | 72 |
| 75 Mar. 23 | at BUF | 2-4 L | 29-32-9-5 | 72 |
| 76 Mar. 25 | at NSH | 2-1 W | 30-32-9-5 | 74 |
| 77 Mar. 31 | vs. PHX | 1-3 L | 30-33-9-5 | 74 |
| 78 Apr. 1 | vs. SJS | 3-0 W | 31-33-9-5 | 76 |
| 79 Apr. 3 | at DAL | 2-2 T | 31-33-10-5 | 77 |
| 80 Apr. 5 | at STL | 5-6 L | 31-34-10-5 | 77 |
| 81 Apr. 7 | vs. COL | 1-3 L | 31-35-10-5 | 77 |
| 82 Apr. 8 | vs. EDM | 3-6 L | 31-36-10-5 | 77 |

1998-99

| DATE | OPP. | RESULT | RECORD | PTS |
|------------|---------|-----------|----------|-----|
| 1 Oct. 9 | vs. SJS | 3-3 T | 0-0-1 | 1 |
| 2 Oct. 10 | at SJS | 5-3 W | 1-0-1 | 3 |
| 3 Oct. 16 | vs. TOR | 3-7 L | 1-1-1 | 3 |
| 4 Oct. 18 | at DET | 0-2 L | 1-2-1 | 3 |
| 5 Oct. 20 | at DAL | 1-3 L | 1-3-1 | 3 |
| 6 Oct. 23 | at NSH | 4-3 W | 2-3-1 | 5 |
| 7 Oct. 24 | at STL | 3-4 L | 2-4-1 | 5 |
| 8 Oct. 28 | vs. PIT | 2-5 L | 2-5-1 | 5 |
| 9 Oct. 30 | vs. WSH | 0-0 T | 2-5-2 | 6 |
| 10 Nov. 1 | at CHI | 4-1 W | 3-5-2 | 8 |
| 11 Nov. 3 | at DET | 5-2 W | 4-5-2 | 10 |
| 12 Nov. 6 | vs. NSH | 1-2 L | 4-6-2 | 10 |
| 13 Nov. 8 | vs. COL | 3-1 W | 5-6-2 | 12 |
| 14 Nov. 10 | vs. LAK | 5-4 W(OT) | 6-6-2 | 14 |
| 15 Nov. 12 | vs. VAN | 3-4 L | 6-7-2 | 14 |
| 16 Nov. 14 | vs. ANA | 0-1 L | 6-8-2 | 14 |
| 17 Nov. 16 | vs. DET | 5-3 W | 7-8-2 | 16 |
| 18 Nov. 19 | at MTL | 3-4 L | 7-9-2 | 16 |
| 19 Nov. 21 | at OTT | 1-4 L | 7-10-2 | 16 |
| 20 Nov. 23 | at TOR | 2-3 L | 7-11-2 | 16 |
| 21 Nov. 25 | at NSH | 3-4 L | 7-12-2 | 16 |
| 22 Nov. 27 | vs. EDM | 2-3 L | 7-13-2 | 16 |
| 23 Nov. 28 | vs. CHI | 5-4 W | 8-13-2 | 18 |
| 24 Dec. 3 | vs. TBL | 4-1 W | 9-13-2 | 20 |
| 25 Dec. 5 | vs. PHX | 2-3 L | 9-14-2 | 20 |
| 26 Dec. 7 | vs. DAL | 2-3 L | 9-15-2 | 20 |
| 27 Dec. 11 | at TBL | 2-1 W | 10-15-2 | 22 |
| 28 Dec. 12 | at FLA | 4-2 W | 11-15-2 | 24 |
| 29 Dec. 14 | at NYR | 2-5 L | 11-16-2 | 24 |
| 30 Dec. 17 | at PHI | 3-3 T | 11-16-3 | 25 |
| 31 Dec. 18 | at NJD | 5-2 W | 12-16-3 | 27 |
| 32 Dec. 22 | vs. VAN | 3-5 L | 12-17-3 | 27 |
| 33 Dec. 23 | at VAN | 2-5 L | 12-18-3 | 27 |
| 34 Dec. 27 | vs. COL | 1-2 L | 12-19-3 | 27 |
| 35 Dec. 29 | vs. PHI | 3-4 L(OT) | 12-20-3 | 27 |
| 36 Dec. 31 | vs. MTL | 1-2 L | 12-21-3 | 27 |
| 37 Jan. 2 | at BUF | 1-7 L | 12-22-3 | 27 |
| 38 Jan. 4 | at BOS | 1-5 L | 12-23-3 | 27 |
| 39 Jan. 5 | at PIT | 1-5 L | 12-24-3 | 27 |
| 40 Jan. 8 | vs. DAL | 1-0 W | 13-24-3 | 29 |
| 41 Jan. 10 | vs. FLA | 1-2 L | 13-25-3 | 29 |
| 42 Jan. 13 | at ANA | 2-1 W | 14-25-3 | 31 |
| 43 Jan. 14 | at LAK | 0-3 L | 14-26-3 | 31 |
| 44 Jan. 16 | at SJS | 3-3 T | 14-26-4 | 32 |
| 45 Jan. 19 | vs. DET | 3-1 W | 15-26-4 | 34 |
| 46 Jan. 21 | at COL | 2-4 L | 15-27-4 | 34 |
| 47 Jan. 28 | vs. CHI | 6-6 T | 15-27-5 | 35 |
| 48 Jan. 30 | vs. STL | 4-3 W(OT) | 16-27-5 | 37 |
| 49 Feb. 1 | at DAL | 2-2 T | 16-27-6 | 38 |
| 50 Feb. 2 | at PHX | 2-2 T | 16-27-7 | 39 |
| 51 Feb. 4 | vs. NSH | 2-2 T | 16-27-8 | 40 |
| 52 Feb. 6 | vs. OTT | 1-2 L | 16-28-8 | 40 |
| 53 Feb. 8 | vs. EDM | 2-1 W | 17-28-8 | 42 |
| 54 Feb. 9 | at COL | 2-1 W | 18-28-8 | 44 |
| 55 Feb. 12 | vs. BOS | 4-3 W | 19-28-8 | 46 |
| 56 Feb. 19 | vs. ANA | 6-3 W | 20-28-8 | 48 |
| 57 Feb. 20 | vs. LAK | 2-2 T | 20-28-9 | 49 |
| 58 Feb. 22 | vs. NYR | 6-2 W | 21-28-9 | 51 |
| 59 Feb. 24 | vs. BUF | 2-2 T | 21-28-10 | 52 |
| 60 Feb. 26 | vs. STL | 2-4 L | 21-29-10 | 52 |
| 61 Mar. 1 | vs. SJS | 1-2 L | 21-30-10 | 52 |
| 62 Mar. 5 | at VAN | 5-1 W | 22-30-10 | 54 |
| 63 Mar. 6 | at LAK | 4-1 W | 23-30-10 | 56 |
| 64 Mar. 9 | at STL | 7-4 W | 24-30-10 | 58 |
| 65 Mar. 12 | at CAR | 1-2 L | 24-31-10 | 58 |
| 66 Mar. 13 | at WSH | 5-4 W(OT) | 25-31-10 | 60 |
| 67 Mar. 16 | at NSH | 4-2 W | 26-31-10 | 62 |
| 68 Mar. 17 | at CHI | 1-3 L | 26-32-10 | 62 |
| 69 Mar. 21 | vs. NYI | 2-1 W | 27-32-10 | 64 |
| 70 Mar. 22 | at EDM | 2-2 T | 27-32-11 | 65 |
| 71 Mar. 25 | vs. MTL | 2-1 W | 28-32-11 | 67 |
| 72 Mar. 27 | at PHX | 1-2 L | 28-33-11 | 67 |
| 73 Mar. 28 | at ANA | 1-5 L | 28-34-11 | 67 |
| 74 Mar. 30 | at COL | 3-3 T | 28-34-12 | 68 |
| 75 Apr. 1 | vs. PHX | 1-4 L | 28-35-12 | 68 |
| 76 Apr. 3 | vs. TOR | 1-5 L | 28-36-12 | 68 |
| 77 Apr. 7 | at EDM | 2-4 L | 28-37-12 | 68 |
| 78 Apr. 9 | vs. EDM | 1-4 L | 28-38-12 | 68 |
| 79 Apr. 12 | vs. VAN | 0-2 L | 28-39-12 | 68 |
| 80 Apr. 12 | at VAN | 5-4 W | 29-39-12 | 70 |
| 81 Apr. 15 | vs. COL | 5-1 W | 30-39-12 | 72 |
| 82 Apr. 17 | at EDM | 2-3 L | 30-40-12 | 72 |

1997-98

| DATE | OPP. | RESULT | RECORD | PTS |
|------------|---------|-----------|----------|-----|
| 1 Oct. 1 | vs. DET | 1-3 L | 0-1-0 | 0 |
| 2 Oct. 3 | vs. COL | 1-4 L | 0-2-0 | 0 |
| 3 Oct. 7 | vs. TOR | 1-2 L | 0-3-0 | 0 |
| 4 Oct. 9 | vs. NYR | 1-1 T | 0-3-1 | 1 |
| 5 Oct. 12 | at DET | 4-4 T | 0-3-2 | 2 |
| 6 Oct. 14 | at DAL | 4-5 L(OT) | 0-4-2 | 2 |
| 7 Oct. 17 | vs. COL | 6-5 W(OT) | 1-4-2 | 4 |
| 8 Oct. 18 | vs. BOS | 0-3 L | 1-5-2 | 4 |
| 9 Oct. 22 | at BUF | 1-4 L | 1-6-2 | 4 |
| 10 Oct. 23 | at PHI | 3-4 L | 1-7-2 | 4 |
| 11 Oct. 25 | at TOR | 3-4 L | 1-8-2 | 4 |
| 12 Oct. 28 | vs. PIT | 6-3 W | 2-8-2 | 6 |
| 13 Oct. 30 | vs. PHX | 4-2 W | 3-8-2 | 8 |
| 14 Nov. 1 | at COL | 3-3 T | 3-8-3 | 9 |
| 15 Nov. 2 | at PHX | 1-3 L | 3-9-3 | 9 |
| 16 Nov. 5 | vs. TOR | 3-4 L | 3-10-3 | 9 |
| 17 Nov. 7 | vs. ANA | 3-4 L(OT) | 3-11-3 | 9 |
| 18 Nov. 9 | at DET | 3-6 L | 3-12-3 | 9 |
| 19 Nov. 10 | at CHI | 1-1 T | 3-12-4 | 10 |
| 20 Nov. 13 | vs. CAR | 2-4 L | 3-13-4 | 10 |
| 21 Nov. 15 | at EDM | 2-2 T | 3-13-5 | 11 |
| 22 Nov. 18 | at NJD | 1-2 L | 3-14-5 | 11 |
| 23 Nov. 20 | at FLA | 2-1 W | 4-14-5 | 13 |
| 24 Nov. 22 | at TBL | 3-4 L | 4-15-5 | 13 |
| 25 Nov. 23 | at CAR | 3-3 T | 4-15-6 | 14 |
| 26 Nov. 27 | vs. CHI | 2-2 T | 4-15-7 | 15 |
| 27 Nov. 29 | vs. ANA | 3-2 W(OT) | 5-15-7 | 17 |
| 28 Dec. 1 | vs. SJS | 3-2 W(OT) | 6-15-7 | 19 |
| 29 Dec. 3 | vs. DET | 3-4 L | 6-16-7 | 19 |
| 30 Dec. 5 | at DAL | 1-4 L | 6-17-7 | 19 |
| 31 Dec. 6 | at STL | 3-4 L(OT) | 6-18-7 | 19 |
| 32 Dec. 9 | at NYI | 3-1 W | 7-18-7 | 21 |
| 33 Dec. 10 | at NYR | 4-1 W | 8-18-7 | 23 |
| 34 Dec. 12 | vs. COL | 3-1 W | 9-18-7 | 25 |
| 35 Dec. 16 | vs. CHI | 4-3 W(OT) | 10-18-7 | 27 |
| 36 Dec. 18 | vs. DAL | 1-2 L | 10-19-7 | 27 |
| 37 Dec. 20 | vs. LAK | 1-4 L | 10-20-7 | 27 |
| 38 Dec. 22 | at ANA | 1-5 L | 10-21-7 | 27 |
| 39 Dec. 23 | at PHX | 2-2 T | 10-21-8 | 28 |
| 40 Dec. 27 | vs. PHI | 5-2 W | 11-21-8 | 30 |
| 41 Dec. 29 | vs. PHX | 3-5 L | 11-22-8 | 30 |
| 42 Dec. 31 | vs. MTL | 2-3 L | 11-23-8 | 30 |
| 43 Jan. 3 | at STL | 3-4 L | 11-24-8 | 30 |
| 44 Jan. 5 | at CHI | 1-1 T | 11-24-9 | 31 |
| 45 Jan. 6 | at COL | 3-1 W | 12-24-9 | 33 |
| 46 Jan. 9 | vs. FLA | 3-3 T | 12-24-10 | 34 |
| 47 Jan. 10 | vs. STL | 1-5 L | 12-25-10 | 34 |
| 48 Jan. 14 | at EDM | 2-5 L | 12-26-10 | 34 |
| 49 Jan. 20 | at LAK | 3-4 L | 12-27-10 | 34 |
| 50 Jan. 21 | at SJS | 1-7 L | 12-28-10 | 34 |
| 51 Jan. 24 | vs. VAN | 5-2 W | 13-28-10 | 36 |
| 52 Jan. 28 | at ANA | 5-2 W | 14-28-10 | 38 |
| 53 Jan. 29 | at LAK | 3-5 L | 14-29-10 | 38 |
| 54 Jan. 31 | vs. NJD | 2-2 T | 14-29-11 | 39 |
| 55 Feb. 3 | vs. LAK | 3-6 L | 14-30-11 | 39 |
| 56 Feb. 5 | vs. SJS | 4-2 W | 15-30-11 | 41 |
| 57 Feb. 7 | vs. EDM | 4-2 W | 16-30-11 | 43 |
| 58 Feb. 27 | vs. VAN | 4-4 T | 16-30-12 | 44 |
| 59 Mar. 1 | vs. OTT | 2-1 W | 17-30-12 | 46 |
| 60 Mar. 3 | vs. TBL | 2-1 W | 18-30-12 | 48 |
| 61 Mar. 5 | at VAN | 6-2 W | 19-30-12 | 50 |
| 62 Mar. 7 | | | | |

1996-97

| | DATE | OPP. | RESULT | RECORD | PTS |
|----|---------|---------|-----------|---------|-----|
| 1 | Oct. 5 | at VAN | 1-3 L | 0-1-0 | 0 |
| 2 | Oct. 6 | vs. BUF | 3-0 W | 1-1-0 | 2 |
| 3 | Oct. 9 | vs. STL | 1-3 L | 1-2-0 | 2 |
| 4 | Oct. 11 | at DET | 2-1 W | 2-2-0 | 4 |
| 5 | Oct. 13 | at PHI | 1-0 W | 3-2-0 | 6 |
| 6 | Oct. 14 | at NYR | 4-5 L | 3-3-0 | 6 |
| 7 | Oct. 16 | at MTL | 2-4 L | 3-4-0 | 6 |
| 8 | Oct. 20 | vs. EDM | 6-3 W | 4-4-0 | 8 |
| 9 | Oct. 22 | vs. COL | 5-1 W | 5-4-0 | 10 |
| 10 | Oct. 24 | vs. PIT | 7-5 W | 6-4-0 | 12 |
| 11 | Oct. 26 | at LAK | 0-0 T | 6-4-1 | 13 |
| 12 | Oct. 27 | at ANA | 4-1 W | 7-4-1 | 15 |
| 13 | Oct. 30 | at SJS | 1-3 L | 7-5-1 | 15 |
| 14 | Nov. 1 | vs. PHX | 2-3 L(OT) | 7-6-1 | 15 |
| 15 | Nov. 2 | at VAN | 3-4 L | 7-7-1 | 15 |
| 16 | Nov. 9 | vs. STL | 2-3 L | 7-8-1 | 15 |
| 17 | Nov. 13 | at DAL | 3-3 T | 7-8-2 | 16 |
| 18 | Nov. 14 | at CHI | 2-1 W(OT) | 8-8-2 | 18 |
| 19 | Nov. 16 | at STL | 0-2 L | 8-9-2 | 18 |
| 20 | Nov. 18 | vs. NYR | 5-3 W | 9-9-2 | 20 |
| 21 | Nov. 20 | vs. DAL | 1-3 L | 9-10-2 | 20 |
| 22 | Nov. 22 | vs. CHI | 2-5 L | 9-11-2 | 20 |
| 23 | Nov. 23 | at EDM | 2-3 L | 9-12-2 | 20 |
| 24 | Nov. 26 | vs. EDM | 1-10 L | 9-13-2 | 20 |
| 25 | Nov. 28 | vs. LAK | 2-0 W | 10-13-2 | 22 |
| 26 | Nov. 30 | at PHX | 1-3 L | 10-14-2 | 22 |
| 27 | Dec. 3 | at NYI | 1-3 L | 10-15-2 | 22 |
| 28 | Dec. 5 | at NJD | 1-2 L | 10-16-2 | 22 |
| 29 | Dec. 7 | at BOS | 1-1 T | 10-16-3 | 23 |
| 30 | Dec. 10 | vs. OTT | 5-5 T | 10-16-4 | 24 |
| 31 | Dec. 12 | at LAK | 5-1 W | 11-16-4 | 26 |
| 32 | Dec. 14 | vs. COL | 4-1 W | 12-16-4 | 28 |
| 33 | Dec. 16 | vs. NJD | 0-5 L | 12-17-4 | 28 |
| 34 | Dec. 18 | vs. DET | 3-3 T | 12-17-5 | 29 |
| 35 | Dec. 20 | at ANA | 0-7 L | 12-18-5 | 29 |
| 36 | Dec. 22 | at PHX | 7-2 W | 13-18-5 | 31 |
| 37 | Dec. 23 | at COL | 3-4 L | 13-19-5 | 31 |
| 38 | Dec. 29 | vs. PHI | 2-4 L | 13-20-5 | 31 |
| 39 | Dec. 31 | vs. SJS | 1-5 L | 13-21-5 | 31 |
| 40 | Jan. 2 | at COL | 2-3 L | 13-22-5 | 31 |
| 41 | Jan. 4 | at SJS | 4-3 W | 14-22-5 | 33 |
| 42 | Jan. 7 | vs. TOR | 4-3 W(OT) | 15-22-5 | 35 |
| 43 | Jan. 9 | vs. HFD | 3-2 W | 16-22-5 | 37 |
| 44 | Jan. 11 | vs. FLA | 1-4 L | 16-23-5 | 37 |
| 45 | Jan. 15 | vs. ANA | 2-1 W | 17-23-5 | 39 |
| 46 | Jan. 21 | at PIT | 2-4 L | 17-24-5 | 39 |
| 47 | Jan. 22 | at TOR | 3-5 L | 17-25-5 | 39 |
| 48 | Jan. 24 | at OTT | 2-2 T | 17-25-6 | 40 |
| 49 | Jan. 28 | vs. NYI | 4-3 W | 18-25-6 | 42 |
| 50 | Jan. 30 | vs. SJS | 3-6 L | 18-26-6 | 42 |
| 51 | Feb. 1 | vs. VAN | 3-0 W | 19-26-6 | 44 |
| 52 | Feb. 3 | vs. LAK | 2-3 L | 19-27-6 | 44 |
| 53 | Feb. 5 | at EDM | 2-5 L | 19-28-6 | 44 |
| 54 | Feb. 7 | vs. WSH | 5-2 W | 20-28-6 | 46 |
| 55 | Feb. 9 | vs. ANA | 6-1 W | 21-28-6 | 48 |
| 56 | Feb. 11 | vs. BOS | 5-1 W | 22-28-6 | 50 |
| 57 | Feb. 13 | vs. EDM | 3-2 W(OT) | 23-28-6 | 52 |
| 58 | Feb. 15 | vs. TOR | 3-0 W | 24-28-6 | 54 |
| 59 | Feb. 18 | at BUF | 5-5 T | 24-28-7 | 55 |
| 60 | Feb. 19 | at DET | 0-4 L | 24-29-7 | 55 |
| 61 | Feb. 21 | at DAL | 2-4 L | 24-30-7 | 55 |
| 62 | Feb. 23 | at STL | 5-3 W | 25-30-7 | 57 |
| 63 | Feb. 26 | vs. PHX | 2-5 L | 25-31-7 | 57 |
| 64 | Feb. 28 | vs. MTL | 3-2 W | 26-31-7 | 59 |
| 65 | Mar. 1 | vs. DAL | 4-1 W | 27-31-7 | 61 |
| 66 | Mar. 4 | at WSH | 1-2 L | 27-32-7 | 61 |
| 67 | Mar. 5 | at HFD | 0-2 L | 27-33-7 | 61 |
| 68 | Mar. 7 | at FLA | 3-1 W | 28-33-7 | 63 |
| 69 | Mar. 9 | at TBL | 1-2 L(OT) | 28-34-7 | 63 |
| 70 | Mar. 12 | at COL | 3-2 W | 29-34-7 | 65 |
| 71 | Mar. 15 | at LAK | 5-2 W | 30-34-7 | 67 |
| 72 | Mar. 16 | at ANA | 2-2 T | 30-34-8 | 68 |
| 73 | Mar. 19 | vs. SJS | 4-2 W | 31-34-8 | 70 |
| 74 | Mar. 21 | vs. TBL | 3-4 L(OT) | 31-35-8 | 70 |
| 75 | Mar. 25 | vs. ANA | 3-2 W | 32-35-8 | 72 |
| 76 | Mar. 29 | vs. VAN | 2-5 L | 32-36-8 | 72 |
| 77 | Apr. 2 | vs. COL | 1-5 L | 32-37-8 | 72 |
| 78 | Apr. 4 | at VAN | 3-3 T | 32-37-9 | 73 |
| 79 | Apr. 6 | vs. CHI | 1-2 L | 32-38-9 | 73 |
| 80 | Apr. 8 | vs. DET | 2-3 L | 32-39-9 | 73 |
| 81 | Apr. 11 | at CHI | 3-7 L | 32-40-9 | 73 |
| 82 | Apr. 12 | at TOR | 1-4 L | 32-41-9 | 73 |

1995-96

| | DATE | OPP. | RESULT | RECORD | PTS |
|----|---------|---------|-----------|----------|-----|
| 1 | Oct. 7 | at TBL | 3-3 T | 0-0-1 | 1 |
| 2 | Oct. 8 | at FLA | 3-4 L | 0-1-1 | 1 |
| 3 | Oct. 10 | at DAL | 3-7 L | 0-2-1 | 1 |
| 4 | Oct. 15 | at CHI | 1-1 T | 0-2-2 | 2 |
| 5 | Oct. 17 | at DET | 3-3 T | 0-2-3 | 3 |
| 6 | Oct. 19 | at OTT | 2-4 L | 0-3-3 | 3 |
| 7 | Oct. 20 | at TOR | 3-4 L(OT) | 0-4-3 | 3 |
| 8 | Oct. 25 | vs. COL | 2-3 L | 0-5-3 | 3 |
| 9 | Oct. 27 | vs. DET | 0-3 L | 0-6-3 | 3 |
| 10 | Oct. 29 | at ANA | 2-7 L | 0-7-3 | 3 |
| 11 | Oct. 31 | at LAK | 2-1 W | 1-7-3 | 5 |
| 12 | Nov. 1 | at COL | 1-6 L | 1-8-3 | 5 |
| 13 | Nov. 4 | vs. VAN | 4-4 T | 1-8-4 | 6 |
| 14 | Nov. 6 | at NYR | 2-4 L | 1-9-4 | 6 |
| 15 | Nov. 8 | at NJD | 2-1 W | 2-9-4 | 8 |
| 16 | Nov. 9 | at PHI | 1-3 L | 2-10-4 | 8 |
| 17 | Nov. 11 | vs. MTL | 0-4 L | 2-11-4 | 8 |
| 18 | Nov. 14 | vs. EDM | 4-2 W | 3-11-4 | 10 |
| 19 | Nov. 18 | vs. COL | 3-5 L | 3-12-4 | 10 |
| 20 | Nov. 19 | at COL | 2-5 L | 3-13-4 | 10 |
| 21 | Nov. 21 | vs. ANA | 2-3 L | 3-14-4 | 10 |
| 22 | Nov. 24 | vs. EDM | 2-5 L | 3-15-4 | 10 |
| 23 | Nov. 26 | vs. CHI | 2-2 T | 3-15-5 | 11 |
| 24 | Nov. 29 | at SJS | 5-3 W | 4-15-5 | 13 |
| 25 | Dec. 1 | at EDM | 8-2 W | 5-15-5 | 15 |
| 26 | Dec. 3 | at WPG | 2-5 L | 5-16-5 | 15 |
| 27 | Dec. 5 | vs. STL | 1-1 T | 5-16-6 | 16 |
| 28 | Dec. 9 | vs. VAN | 3-4 L | 5-17-6 | 16 |
| 29 | Dec. 11 | vs. LAK | 6-2 W | 6-17-6 | 18 |
| 30 | Dec. 13 | at DAL | 8-4 W | 7-17-6 | 20 |
| 31 | Dec. 14 | at STL | 3-3 T | 7-17-7 | 21 |
| 32 | Dec. 16 | at BOS | 3-6 L | 7-18-7 | 21 |
| 33 | Dec. 19 | at PIT | 1-7 L | 7-19-7 | 21 |
| 34 | Dec. 20 | at HFD | 3-2 W | 8-19-7 | 23 |
| 35 | Dec. 22 | vs. DET | 1-5 L | 8-20-7 | 23 |
| 36 | Dec. 26 | at VAN | 4-2 W | 9-20-7 | 25 |
| 37 | Dec. 27 | vs. TOR | 4-0 W | 10-20-7 | 27 |
| 38 | Dec. 29 | vs. PHI | 2-3 L | 10-21-7 | 27 |
| 39 | Dec. 31 | vs. NYR | 3-1 W | 11-21-7 | 29 |
| 40 | Jan. 2 | vs. TBL | 10-0 W | 12-21-7 | 31 |
| 41 | Jan. 5 | vs. ANA | 1-3 L | 12-22-7 | 31 |
| 42 | Jan. 6 | vs. FLA | 2-0 W | 13-22-7 | 33 |
| 43 | Jan. 10 | vs. HFD | 3-2 W(OT) | 14-22-7 | 35 |
| 44 | Jan. 12 | vs. BUF | 3-1 W | 15-22-7 | 37 |
| 45 | Jan. 14 | at COL | 4-4 T | 15-22-8 | 38 |
| 46 | Jan. 16 | at LAK | 5-5 T | 15-22-9 | 39 |
| 47 | Jan. 17 | at ANA | 4-1 W | 16-22-9 | 41 |
| 48 | Jan. 24 | vs. NYI | 4-1 W | 17-22-9 | 43 |
| 49 | Jan. 26 | vs. DAL | 2-4 L | 17-23-9 | 43 |
| 50 | Jan. 30 | vs. EDM | 3-2 W(OT) | 18-23-9 | 45 |
| 51 | Feb. 1 | vs. NJD | 1-1 T | 18-23-10 | 46 |
| 52 | Feb. 3 | vs. LAK | 2-1 W | 19-23-10 | 48 |
| 53 | Feb. 6 | vs. OTT | 3-1 W | 20-23-10 | 50 |
| 54 | Feb. 8 | vs. WSH | 4-4 T | 20-23-11 | 51 |
| 55 | Feb. 10 | vs. WPG | 2-3 L | 20-24-11 | 51 |
| 56 | Feb. 11 | at EDM | 2-4 L | 20-25-11 | 51 |
| 57 | Feb. 13 | at WSH | 2-3 L | 20-26-11 | 51 |
| 58 | Feb. 15 | at NYI | 6-3 W | 21-26-11 | 53 |
| 59 | Feb. 17 | at MTL | 1-5 L | 21-27-11 | 53 |
| 60 | Feb. 20 | vs. SJS | 5-3 W | 22-27-11 | 55 |
| 61 | Feb. 23 | vs. ANA | 3-2 W | 23-27-11 | 57 |
| 62 | Feb. 24 | vs. BOS | 1-2 L | 23-28-11 | 57 |
| 63 | Feb. 29 | vs. PIT | 7-3 W | 24-28-11 | 59 |
| 64 | Mar. 3 | at SJS | 5-1 W | 25-28-11 | 61 |
| 65 | Mar. 7 | at STL | 4-2 W | 26-28-11 | 63 |
| 66 | Mar. 9 | at TOR | 3-4 L | 26-29-11 | 63 |
| 67 | Mar. 12 | vs. STL | 4-2 W | 27-29-11 | 65 |
| 68 | Mar. 15 | at BUF | 3-1 W | 28-29-11 | 67 |
| 69 | Mar. 17 | at DET | 2-4 L | 28-30-11 | 67 |
| 70 | Mar. 20 | at CHI | 3-2 W | 29-30-11 | 69 |
| 71 | Mar. 22 | vs. SJS | 1-2 L(OT) | 29-31-11 | 69 |
| 72 | Mar. 23 | at VAN | 4-0 W | 30-31-11 | 71 |
| 73 | Mar. 24 | vs. TOR | 2-4 L | 30-32-11 | 71 |
| 74 | Mar. 27 | vs. CHI | 1-0 W | 31-32-11 | 73 |
| 75 | Mar. 29 | vs. LAK | 3-4 L | 31-33-11 | 73 |
| 76 | Mar. 31 | vs. WPG | 1-4 L | 31-34-11 | 73 |
| 77 | Apr. 3 | vs. VAN | 4-3 W | 32-34-11 | 75 |
| 78 | Apr. 6 | at WPG | 3-4 L | 32-35-11 | 75 |
| 79 | Apr. 8 | at EDM | 3-2 W | 33-35-11 | 77 |
| 80 | Apr. 9 | vs. DAL | 3-4 L(OT) | 33-36-11 | 77 |
| 81 | Apr. 12 | at SJS | 6-0 W | 34-36-11 | 79 |
| 82 | Apr. 13 | at VAN | 0-5 L | 34-37-11 | 79 |

1994-95

| | DATE | OPP. | RESULT | RECORD | PTS |
|----|---------|-----------|-----------|---------|-----|
| 1 | Jan. 20 | at WPG | 3-3 T | 0-0-1 | 1 |
| 2 | Jan. 22 | at DET | 4-1 W | 1-0-1 | 3 |
| 3 | Jan. 24 | vs. STL | 6-4 W | 2-0-1 | 5 |
| 4 | Jan. 26 | at DET | 1-5 L | 2-1-1 | 5 |
| 5 | Jan. 28 | at TOR | 1-2 L | 2-2-1 | 5 |
| 6 | Feb. 1 | vs. DET | 2-1 W | 3-2-1 | 7 |
| 7 | Feb. 3 | vs. CHI | 3-4 L(OT) | 3-3-1 | 7 |
| 8 | Feb. 4 | vs. TOR | 4-1 W | 4-3-1 | 9 |
| 9 | Feb. 6 | vs. WPG | 4-5 L | 4-4-1 | 9 |
| 10 | Feb. 9 | vs. ANA | 5-1 W | 5-4-1 | 11 |
| 11 | Feb. 11 | at DAL | 6-0 W | 6-4-1 | 13 |
| 12 | Feb. 13 | at STL | 2-4 L | 6-5-1 | 13 |
| 13 | Feb. 16 | at CHI | 2-2 T | 6-5-2 | 14 |
| 14 | Feb. 18 | vs. DAL | 3-2 W(OT) | 7-5-2 | 16 |
| 15 | Feb. 20 | vs. DAL | 1-2 L | 7-6-2 | 16 |
| 16 | Feb. 23 | at LAK | 3-3 T | 7-6-3 | 17 |
| 17 | Feb. 24 | at SJS | 3-0 W | 8-6-3 | 19 |
| 18 | Feb. 26 | at ANA | 5-3 W | 9-6-3 | 21 |
| 19 | Feb. 28 | vs. EDM | 5-2 W | 10-6-3 | 23 |
| 20 | Mar. 2 | vs. VAN | 2-2 T | 10-6-4 | 24 |
| 21 | Mar. 4 | at TOR | 2-3 L | 10-7-4 | 24 |
| 22 | Mar. 5 | at WPG | 2-3 L | 10-8-4 | 24 |
| 23 | Mar. 7 | at CHI | 6-3 W | 11-8-4 | 26 |
| 24 | Mar. 9 | at STL | 1-5 L | 11-9-4 | 26 |
| 25 | Mar. 12 | at DAL | 4-4 T | 11-9-5 | 27 |
| 26 | Mar. 15 | vs. ANA | 0-5 L | 11-10-5 | 27 |
| 27 | Mar. 17 | vs. WPG | 8-4 W | 12-10-5 | 29 |
| 28 | Mar. 19 | vs. SJS | 3-5 L | 12-11-5 | 29 |
| 29 | Mar. 20 | at EDM | 2-5 L | 12-12-5 | 29 |
| 30 | Mar. 22 | vs. STL | 4-3 W | 13-12-5 | 31 |
| 31 | Mar. 24 | vs. DET | 3-2 W | 14-12-5 | 33 |
| 32 | Mar. 26 | vs. VAN | 2-0 W | 15-12-5 | 35 |
| 33 | Mar. 28 | vs. LAK | 3-5 L | 15-13-5 | 35 |
| 34 | Mar. 31 | at EDM | 6-2 W | 16-13-5 | 37 |
| 35 | Apr. 4 | vs. CHI | 3-2 W | 17-13-5 | 39 |
| 36 | Apr. 7 | vs. LAK | 7-4 W | 18-13-5 | 41 |
| 37 | Apr. 8 | vs. VAN | 2-4 L | 18-14-5 | 41 |
| 38 | Apr. 10 | vs. SJS | 8-3 W | 19-15-5 | 43 |
| 39 | Apr. 12 | at LAK | 4-1 W | 20-15-5 | 45 |
| 40 | Apr. 13 | at ANA | 2-4 L | 20-16-5 | 45 |
| 41 | Apr. 15 | at EDM | 4-2 W | 21-16-5 | 47 |
| 42 | Apr. 17 | vs. LAK | 5-2 W | 22-16-5 | 49 |
| 43 | Apr. 20 | at VAN | 2-2 T | 22-16-6 | 50 |
| 44 | Apr. 24 | at ANA | 1-2 L | 22-17-6 | 50 |
| 45 | Apr. 25 | at SJS | 3-2 W | 23-17-6 | 52 |
| 46 | Apr. 29 | vs. TOR</ | | | |

1993-94

| | DATE | OPP. | RESULT | RECORD | PTS |
|----|---------|---------|-----------|----------|-----|
| 1 | Oct. 5 | vs. NYI | 2-1 W | 1-0-0 | 2 |
| 2 | Oct. 7 | vs. SJS | 6-2 W | 2-0-0 | 4 |
| 3 | Oct. 9 | at VAN | 5-1 W | 3-0-0 | 6 |
| 4 | Oct. 14 | at SJS | 2-1 W | 4-0-0 | 8 |
| 5 | Oct. 16 | at LAK | 4-8 L | 4-1-0 | 8 |
| 6 | Oct. 17 | at ANA | 2-2 T | 4-1-1 | 9 |
| 7 | Oct. 20 | at EDM | 5-3 W | 5-1-1 | 11 |
| 8 | Oct. 21 | vs. VAN | 3-6 L | 5-2-1 | 11 |
| 9 | Oct. 23 | vs. BOS | 3-3 T | 5-2-2 | 12 |
| 10 | Oct. 25 | vs. WSH | 3-2 W(OT) | 6-2-2 | 14 |
| 11 | Oct. 27 | vs. BUF | 3-5 L | 6-3-2 | 14 |
| 12 | Oct. 30 | vs. EDM | 4-1 W | 7-3-2 | 16 |
| 13 | Oct. 31 | at WPG | 4-3 W | 8-3-2 | 18 |
| 14 | Nov. 3 | at HFD | 6-3 W | 9-3-2 | 20 |
| 15 | Nov. 4 | at BOS | 3-6 L | 9-4-2 | 20 |
| 16 | Nov. 6 | at MTL | 4-3 W | 10-4-2 | 22 |
| 17 | Nov. 9 | vs. LAK | 3-2 W | 11-4-2 | 24 |
| 18 | Nov. 11 | vs. ANA | 5-4 W | 12-4-2 | 26 |
| 19 | Nov. 13 | vs. VAN | 4-3 W | 13-4-2 | 28 |
| 20 | Nov. 15 | vs. WPG | 7-2 W | 14-4-2 | 30 |
| 21 | Nov. 18 | at STL | 3-3 T | 14-4-3 | 31 |
| 22 | Nov. 20 | at DAL | 3-4 L | 14-5-3 | 31 |
| 23 | Nov. 22 | vs. ANA | 1-2 L | 14-6-3 | 31 |
| 24 | Nov. 24 | vs. TOR | 5-3 W | 15-6-3 | 33 |
| 25 | Nov. 26 | vs. CHI | 3-6 L | 15-7-3 | 33 |
| 26 | Nov. 30 | vs. DAL | 2-2 T | 15-7-4 | 34 |
| 27 | Dec. 4 | vs. PHI | 6-0 W | 16-7-4 | 36 |
| 28 | Dec. 6 | at OTT | 6-1 W | 17-7-4 | 38 |
| 29 | Dec. 7 | at QUE | 4-4 T | 17-7-5 | 39 |
| 30 | Dec. 10 | at BUF | 2-6 L | 17-8-5 | 39 |
| 31 | Dec. 11 | at TOR | 1-3 L | 17-9-5 | 39 |
| 32 | Dec. 14 | vs. VAN | 8-4 W | 18-9-5 | 41 |
| 33 | Dec. 17 | vs. STL | 3-4 L | 18-10-5 | 41 |
| 34 | Dec. 18 | vs. WPG | 5-4 W(OT) | 19-10-5 | 43 |
| 35 | Dec. 20 | vs. LAK | 4-5 L(OT) | 19-11-5 | 43 |
| 36 | Dec. 22 | at EDM | 3-7 L | 19-12-5 | 43 |
| 37 | Dec. 23 | at VAN | 3-4 L | 19-13-5 | 43 |
| 38 | Dec. 28 | at SJS | 3-3 T | 19-13-6 | 44 |
| 39 | Dec. 30 | vs. EDM | 7-1 W | 20-13-6 | 46 |
| 40 | Dec. 31 | vs. MTL | 2-5 L | 20-14-6 | 46 |
| 41 | Jan. 2 | at STL | 3-4 L(OT) | 20-15-6 | 46 |
| 42 | Jan. 5 | at NYR | 4-1 W | 21-15-6 | 48 |
| 43 | Jan. 7 | at NYI | 2-6 L | 21-16-6 | 48 |
| 44 | Jan. 8 | at PIT | 2-2 T | 21-16-7 | 49 |
| 45 | Jan. 11 | vs. QUE | 1-0 W | 22-16-7 | 51 |
| 46 | Jan. 15 | vs. OTT | 10-0 W | 23-16-7 | 53 |
| 47 | Jan. 17 | at SJS | 2-3 L | 23-17-7 | 53 |
| 48 | Jan. 19 | at VAN | 4-3 W | 24-17-7 | 55 |
| 49 | Jan. 24 | vs. LAK | 3-3 T | 24-17-8 | 56 |
| 50 | Jan. 26 | vs. DAL | 2-3 L | 24-18-8 | 56 |
| 51 | Jan. 28 | vs. NJD | 2-2 T | 24-18-9 | 57 |
| 52 | Jan. 29 | vs. STL | 3-5 L | 24-19-9 | 57 |
| 53 | Feb. 2 | at ANA | 4-2 W | 25-19-9 | 59 |
| 54 | Feb. 5 | at LAK | 5-4 W(OT) | 26-19-9 | 61 |
| 55 | Feb. 7 | vs. EDM | 4-3 W | 27-19-9 | 63 |
| 56 | Feb. 9 | at EDM | 6-1 W | 28-19-9 | 65 |
| 57 | Feb. 11 | vs. HFD | 4-1 W | 29-19-9 | 67 |
| 58 | Feb. 12 | vs. TOR | 3-2 W | 30-19-9 | 69 |
| 59 | Feb. 14 | vs. CHI | 2-4 L | 30-20-9 | 69 |
| 60 | Feb. 18 | at DAL | 2-4 L | 30-21-9 | 69 |
| 61 | Feb. 20 | at WPG | 5-2 W | 31-21-9 | 71 |
| 62 | Feb. 22 | at VAN | 4-4 T | 31-21-10 | 72 |
| 63 | Feb. 24 | vs. TBL | 0-4 L | 31-22-10 | 72 |
| 64 | Feb. 26 | vs. LAK | 4-2 W | 32-22-10 | 74 |
| 65 | Mar. 1 | at DET | 2-5 L | 32-23-10 | 74 |
| 66 | Mar. 3 | at CHI | 2-4 L | 32-24-10 | 74 |
| 67 | Mar. 5 | at NJD | 3-6 L | 32-25-10 | 74 |
| 68 | Mar. 6 | at WSH | 4-4 T | 32-25-11 | 75 |
| 69 | Mar. 9 | vs. DET | 1-5 L | 32-26-11 | 75 |
| 70 | Mar. 11 | vs. FLA | 4-2 W | 33-26-11 | 77 |
| 71 | Mar. 12 | vs. SJS | 2-0 W | 34-26-11 | 79 |
| 72 | Mar. 15 | at TBL | 7-3 W | 35-26-11 | 81 |
| 73 | Mar. 16 | at FLA | 1-2 L | 35-27-11 | 81 |
| 74 | Mar. 20 | at TOR | 6-3 W | 36-27-11 | 83 |
| 75 | Mar. 22 | vs. NYR | 4-4 T | 36-27-12 | 84 |
| 76 | Mar. 26 | vs. PIT | 5-3 W | 37-27-12 | 86 |
| 77 | Mar. 31 | at PHI | 4-1 W | 38-27-12 | 88 |
| 78 | Apr. 2 | at DET | 3-3 T | 38-27-13 | 89 |
| 79 | Apr. 3 | at CHI | 1-2 L | 38-28-13 | 89 |
| 80 | Apr. 6 | vs. ANA | 4-2 W | 39-28-13 | 91 |
| 81 | Apr. 8 | vs. SJS | 5-2 W | 40-28-13 | 93 |
| 82 | Apr. 9 | vs. DET | 4-2 W | 41-28-13 | 95 |
| 83 | Apr. 11 | at ANA | 3-0 W | 42-28-13 | 97 |
| 84 | Apr. 13 | at LAK | 4-6 L | 42-29-13 | 97 |

1992-93

| | DATE | OPP. | RESULT | RECORD | PTS |
|----|---------|---------|-----------|----------|-----|
| 1 | Oct. 6 | vs. LAK | 4-5 L | 0-1-0 | 0 |
| 2 | Oct. 8 | vs. EDM | 7-2 W | 1-1-0 | 2 |
| 3 | Oct. 10 | vs. TOR | 3-2 W | 2-1-0 | 4 |
| 4 | Oct. 13 | at MNS | 4-3 W | 3-1-0 | 6 |
| 5 | Oct. 15 | at LAK | 0-4 L | 3-2-0 | 6 |
| 6 | Oct. 17 | at SJS | 6-2 W | 4-2-0 | 8 |
| 7 | Oct. 20 | vs. LAK | 6-2 W | 5-2-0 | 10 |
| 8 | Oct. 22 | vs. BOS | 2-4 L | 5-3-0 | 10 |
| 9 | Oct. 25 | at EDM | 4-0 W | 6-3-0 | 12 |
| 10 | Oct. 28 | at WPG | 7-5 W | 7-3-0 | 14 |
| 11 | Oct. 30 | vs. WSH | 1-3 L | 7-4-0 | 14 |
| 12 | Oct. 31 | vs. MNS | 5-3 W | 8-4-0 | 16 |
| 13 | Nov. 2 | vs. VAN | 5-3 W | 9-4-0 | 18 |
| 14 | Nov. 4 | at VAN | 5-5 T | 9-4-1 | 19 |
| 15 | Nov. 6 | vs. OTT | 8-4 W | 10-4-1 | 21 |
| 16 | Nov. 8 | at QUE | 5-5 T | 10-4-2 | 22 |
| 17 | Nov. 9 | at MTL | 2-5 L | 10-5-2 | 22 |
| 18 | Nov. 11 | at HFD | 4-3 W | 11-5-2 | 24 |
| 19 | Nov. 12 | at BOS | 3-5 L | 11-6-2 | 24 |
| 20 | Nov. 14 | at TBL | 5-3 W | 12-6-2 | 26 |
| 21 | Nov. 19 | vs. VAN | 4-3 W | 13-6-2 | 28 |
| 22 | Nov. 21 | vs. NYI | 3-4 L | 13-7-2 | 28 |
| 23 | Nov. 25 | vs. SJS | 3-4 L(OT) | 13-8-2 | 28 |
| 24 | Nov. 27 | vs. TBL | 3-2 W(OT) | 14-8-2 | 30 |
| 25 | Nov. 28 | vs. CHI | 2-5 L | 14-9-2 | 30 |
| 26 | Dec. 2 | vs. WPG | 3-3 T | 14-9-3 | 31 |
| 27 | Dec. 4 | vs. STL | 5-3 W | 15-9-3 | 33 |
| 28 | Dec. 7 | vs. EDM | 6-3 W | 16-9-3 | 35 |
| 29 | Dec. 8 | at EDM | 1-3 L | 16-10-3 | 35 |
| 30 | Dec. 11 | at TOR | 6-3 W | 17-10-3 | 37 |
| 31 | Dec. 12 | at OTT | 1-1 T | 17-10-4 | 38 |
| 32 | Dec. 14 | at DET | 3-0 W | 18-10-4 | 40 |
| 33 | Dec. 15 | at NYR | 3-0 W | 19-10-4 | 42 |
| 34 | Dec. 19 | vs. LAK | 5-3 W | 20-10-4 | 44 |
| 35 | Dec. 21 | vs. EDM | 3-2 W(OT) | 21-10-4 | 46 |
| 36 | Dec. 23 | at WPG | 4-3 W | 22-10-4 | 48 |
| 37 | Dec. 27 | at EDM | 7-3 W | 23-10-4 | 50 |
| 38 | Dec. 31 | vs. MTL | 5-3 W | 24-10-4 | 52 |
| 39 | Jan. 2 | vs. PHI | 7-3 W | 25-10-4 | 54 |
| 40 | Jan. 5 | vs. WPG | 2-4 L | 25-11-4 | 54 |
| 41 | Jan. 7 | at STL | 2-3 L(OT) | 25-12-4 | 54 |
| 42 | Jan. 9 | at PIT | 2-3 L | 25-13-4 | 54 |
| 43 | Jan. 10 | at BUF | 3-5 L | 25-14-4 | 54 |
| 44 | Jan. 12 | at NYI | 2-8 L | 25-15-4 | 54 |
| 45 | Jan. 14 | at PHI | 4-4 T | 25-15-5 | 55 |
| 46 | Jan. 16 | at MNS | 2-4 L | 25-16-5 | 55 |
| 47 | Jan. 19 | vs. LAK | 2-3 L(OT) | 25-17-5 | 55 |
| 48 | Jan. 22 | vs. WPG | 4-4 T | 25-17-6 | 56 |
| 49 | Jan. 23 | vs. PIT | 3-4 L | 25-18-6 | 56 |
| 50 | Jan. 26 | vs. DET | 1-9 L | 25-19-6 | 56 |
| 51 | Jan. 28 | at LAK | 2-1 W | 26-19-6 | 58 |
| 52 | Jan. 30 | at SJS | 5-4 W | 27-19-6 | 60 |
| 53 | Feb. 2 | at WSH | 6-4 W | 28-19-6 | 62 |
| 54 | Feb. 3 | at NJD | 5-4 W | 29-19-6 | 64 |
| 55 | Feb. 10 | vs. SJS | 13-1 W | 30-19-6 | 66 |
| 56 | Feb. 12 | vs. QUE | 4-4 T | 30-19-7 | 67 |
| 57 | Feb. 13 | vs. HFD | 4-3 W | 31-19-7 | 69 |
| 58 | Feb. 16 | vs. PHI | 4-4 T | 31-19-8 | 70 |
| 59 | Feb. 17 | at TOR | 2-4 L | 31-20-8 | 70 |
| 60 | Feb. 19 | at DET | 3-3 T | 31-20-9 | 71 |
| 61 | Feb. 21 | at CHI | 3-4 L | 31-21-9 | 71 |
| 62 | Feb. 23 | at SJS | 6-3 W | 32-21-9 | 73 |
| 63 | Feb. 26 | vs. NYR | 4-4 T | 32-21-10 | 74 |
| 64 | Feb. 27 | vs. SJS | 5-4 W | 33-21-10 | 76 |
| 65 | Mar. 2 | at LAK | 2-6 L | 33-22-10 | 76 |
| 66 | Mar. 4 | at STL | 1-2 L | 33-23-10 | 76 |
| 67 | Mar. 6 | at TBL | 4-7 L | 33-24-10 | 76 |
| 68 | Mar. 11 | vs. DET | 6-3 W | 34-24-10 | 78 |
| 69 | Mar. 13 | vs. NJD | 4-3 W | 35-24-10 | 80 |
| 70 | Mar. 14 | vs. VAN | 3-2 W | 36-24-10 | 82 |
| 71 | Mar. 16 | vs. CHI | 0-1 L | 36-25-10 | 82 |
| 72 | Mar. 21 | at WPG | 2-4 L | 36-26-10 | 82 |
| 73 | Mar. 24 | vs. STL | 2-4 L | 36-27-10 | 82 |
| 74 | Mar. 26 | at VAN | 3-1 W | 37-27-10 | 84 |
| 75 | Mar. 28 | vs. TOR | 0-4 L | 37-28-10 | 84 |
| 76 | Mar. 30 | vs. WPG | 4-5 L | 37-29-10 | 84 |
| 77 | Apr. 1 | vs. MNS | 5-3 W | 38-29-10 | 86 |
| 78 | Apr. 3 | at SJS | 3-2 W(OT) | 39-29-10 | 88 |
| 79 | Apr. 4 | at SJS | 4-3 W | 40-29-10 | 90 |
| 80 | Apr. 6 | at LAK | 3-3 T | 40-29-11 | 91 |
| 81 | Apr. 9 | vs. VAN | 8-1 W | 41-29-11 | 93 |
| 82 | Apr. 11 | at VAN | 3-6 L | 41-30-11 | 93 |
| 83 | Apr. 13 | at EDM | 4-2 W | 42-30-11 | 95 |
| 84 | Apr. 15 | vs. SJS | 7-3 W | 43-30-11 | 97 |

1991-92

| | DATE | OPP. | RESULT | RECORD | PTS |
|----|---------|---------|-----------|---------|-----|
| 1 | Oct. 4 | vs. EDM | 9-2 W | 1-0-0 | 2 |
| 2 | Oct. 6 | at WPG | 3-5 L | 1-1-0 | 2 |
| 3 | Oct. 8 | at SJS | 3-4 L | 1-2-0 | 2 |
| 4 | Oct. 10 | at LAK | 7-1 W | 2-2-0 | 4 |
| 5 | Oct. 12 | at EDM | 1-3 L | 2-3-0 | 4 |
| 6 | Oct. 15 | vs. MNS | 6-3 W | 3-3-0 | 6 |
| 7 | Oct. 17 | vs. TOR | 6-4 W | 4-3-0 | 8 |
| 8 | Oct. 19 | at VAN | 2-5 L | 4-4-0 | 8 |
| 9 | Oct. 22 | at MNS | 4-2 W | 5-4-0 | 10 |
| 10 | Oct. 24 | at CHI | 5-2 W | 6-4-0 | 12 |
| 11 | Oct. 26 | at STL | 2-2 T | 6-4-1 | 13 |
| 12 | Oct. 30 | vs. NJD | 2-5 L | 6-5-1 | 13 |
| 13 | Nov. 1 | at WPG | 7-6 W(OT) | 7-5-1 | 15 |
| 14 | Nov. 4 | at NYR | 0-4 L | 7-6-1 | 15 |
| 15 | Nov. 6 | at HFD | 3-2 W | 8-6-1 | 17 |
| 16 | Nov. 7 | at BOS | 4-4 T | 8-6-2 | 18 |
| 17 | Nov. 9 | at TOR | 6-1 W | 9-6-2 | 20 |
| 18 | Nov. 12 | vs. DET | 4-5 L(OT) | 9-7-2 | 20 |
| 19 | Nov. 14 | vs. VAN | 2-2 T | 9-7-3 | 21 |
| 20 | Nov. 16 | vs. BUF | 4-5 L | 9-8-3 | 21 |
| 21 | Nov. 21 | vs. VAN | 3-2 W | 10-8-3 | 23 |
| 22 | Nov. 22 | at VAN | 5-6 L(OT) | 10-9-3 | 23 |
| 23 | Nov. 25 | vs. WPG | 3-3 T | 10-9-4 | 24 |
| 24 | Nov. 28 | vs. LAK | 5-3 W | 11-9-4 | 26 |
| 25 | Nov. 30 | vs. SJS | 1-2 L | 11-10-4 | 26 |
| 26 | Dec. 3 | at DET | 2-5 L | 11-11-4 | 26 |
| 27 | Dec. 5 | at NJD | 3-6 L | 11-12-4 | 26 |
| 28 | Dec. 7 | at MTL | 1-5 L | 11-13-4 | 26 |
| 29 | Dec. 8 | at BUF | 4-2 W | 12-13-4 | 28 |
| 30 | Dec. 10 | at WSH | 1-4 L | 12-14-4 | 28 |
| 31 | Dec. 14 | vs. DET | 3-4 L(OT) | 12-15-4 | 28 |
| 32 | Dec. 17 | vs. WPG | 7-4 W | 13-15-4 | 30 |
| 33 | Dec. 19 | vs. QUE | 5-5 T | 13-15-5 | 31 |
| 34 | Dec. 21 | at WPG | 2-7 L | 13-16-5 | 31 |
| 35 | Dec. 23 | at EDM | 3-5 L | 13-17-5 | 31 |
| 36 | Dec. 28 | vs. PHI | 5-1 W | 14-17-5 | 33 |
| 37 | Dec. 29 | vs. LAK | 6-2 W | 15-17-5 | 35 |
| 38 | Dec. 31 | vs. MTL | 3-2 W(OT) | 16-17-5 | 37 |
| 39 | Jan. 4 | vs. EDM | 2-3 L | 17-17-5 | 37 |
| 40 | Jan. 5 | at EDM | 3-2 W | 17-18-5 | |

1990-91

| DATE | OPP. | RESULT | RECORD | PTS |
|------------|---------|-----------|---------|-----|
| 1 Oct. 4 | vs. VAN | 3-2W(OT) | 1-0-0 | 2 |
| 2 Oct. 6 | vs. TOR | 4-1 W | 2-0-0 | 4 |
| 3 Oct. 8 | at WPG | 4-3 W | 3-0-0 | 6 |
| 4 Oct. 10 | at DET | 5-6 L(OT) | 3-1-0 | 6 |
| 5 Oct. 13 | at NJD | 3-5 L | 3-2-0 | 6 |
| 6 Oct. 14 | at CHI | 3-1 W | 4-2-0 | 8 |
| 7 Oct. 18 | vs. STL | 3-4 L | 4-3-0 | 8 |
| 8 Oct. 20 | vs. BOS | 8-1 W | 5-3-0 | 10 |
| 9 Oct. 21 | at EDM | 2-1 W | 6-3-0 | 12 |
| 10 Oct. 23 | at LAK | 4-6 L | 6-4-0 | 12 |
| 11 Oct. 25 | vs. EDM | 4-2 W | 7-4-0 | 14 |
| 12 Oct. 27 | vs. WSH | 9-4 W | 8-4-0 | 16 |
| 13 Oct. 30 | vs. NJD | 6-3 W | 9-4-0 | 18 |
| 14 Nov. 1 | vs. WPG | 2-1 W | 10-4-0 | 20 |
| 15 Nov. 3 | at TOR | 7-3 W | 11-4-0 | 22 |
| 16 Nov. 4 | at BUF | 1-2 L | 11-5-0 | 22 |
| 17 Nov. 6 | at PIT | 5-6 L | 11-6-0 | 22 |
| 18 Nov. 8 | at PHI | 8-2 W | 12-6-0 | 24 |
| 19 Nov. 10 | at NYI | 1-5 L | 12-7-0 | 24 |
| 20 Nov. 11 | at NYR | 4-4 T | 12-7-1 | 25 |
| 21 Nov. 15 | vs. NYI | 3-4 L(OT) | 12-8-1 | 25 |
| 22 Nov. 17 | vs. BUF | 3-3 T | 12-8-2 | 26 |
| 23 Nov. 19 | at VAN | 6-4 W | 13-8-2 | 28 |
| 24 Nov. 22 | vs. LAK | 6-3 W | 14-8-2 | 30 |
| 25 Nov. 24 | vs. CHI | 3-5 L | 14-9-2 | 30 |
| 26 Nov. 28 | at WPG | 2-2 T | 14-9-3 | 31 |
| 27 Dec. 1 | at MTL | 5-3 W | 15-9-3 | 33 |
| 28 Dec. 2 | at QUE | 5-5 T | 15-9-4 | 34 |
| 29 Dec. 5 | vs. NYR | 4-1 W | 16-9-4 | 36 |
| 30 Dec. 7 | vs. QUE | 3-5 L | 16-10-4 | 36 |
| 31 Dec. 9 | at EDM | 3-2 W | 17-10-4 | 38 |
| 32 Dec. 11 | at MNS | 5-4 W | 18-10-4 | 40 |
| 33 Dec. 13 | at WPG | 4-1 W | 19-10-4 | 42 |
| 34 Dec. 16 | at VAN | 5-2 W | 20-10-4 | 44 |
| 35 Dec. 18 | vs. VAN | 2-3 L | 20-11-4 | 44 |
| 36 Dec. 20 | vs. LAK | 3-4 L(OT) | 20-12-4 | 44 |
| 37 Dec. 22 | vs. EDM | 2-6 L | 20-13-4 | 44 |
| 38 Dec. 27 | at EDM | 1-4 L | 20-14-4 | 44 |
| 39 Dec. 29 | vs. HFD | 8-2 W | 21-14-4 | 46 |
| 40 Dec. 31 | vs. MTL | 7-2 W | 22-14-4 | 48 |
| 41 Jan. 2 | at WPG | 3-3 T | 22-14-5 | 49 |
| 42 Jan. 5 | vs. DET | 7-0 W | 23-14-5 | 51 |
| 43 Jan. 8 | at TOR | 5-3 W | 24-14-5 | 53 |
| 44 Jan. 10 | at PIT | 1-5 L | 24-15-5 | 53 |
| 45 Jan. 11 | at WSH | 2-4 L | 24-16-5 | 53 |
| 46 Jan. 13 | at WPG | 3-4 L | 24-17-5 | 53 |
| 47 Jan. 15 | vs. WPG | 7-5 W | 25-17-5 | 55 |
| 48 Jan. 22 | at PHI | 3-4 L | 25-18-5 | 55 |
| 49 Jan. 23 | at HFD | 4-5 L | 25-19-5 | 55 |
| 50 Jan. 26 | at BOS | 2-5 L | 25-20-5 | 55 |
| 51 Jan. 27 | at BUF | 5-4 W | 26-20-5 | 57 |
| 52 Jan. 30 | vs. NYR | 5-1 W | 27-20-5 | 59 |
| 53 Feb. 2 | vs. CHI | 3-1 W | 28-20-5 | 61 |
| 54 Feb. 5 | at NJD | 1-2 L | 28-21-5 | 61 |
| 55 Feb. 7 | at BOS | 4-1 W | 29-21-5 | 63 |
| 56 Feb. 9 | at HFD | 5-2 W | 30-21-5 | 65 |
| 57 Feb. 12 | at LAK | 4-4 T | 30-21-6 | 66 |
| 58 Feb. 15 | vs. WSH | 8-2 W | 31-21-6 | 68 |
| 59 Feb. 17 | vs. STL | 7-4 W | 32-21-6 | 70 |
| 60 Feb. 19 | vs. DET | 4-4 T | 32-21-7 | 71 |
| 61 Feb. 21 | vs. VAN | 6-4 W | 33-21-7 | 73 |
| 62 Feb. 23 | vs. QUE | 10-8 W | 34-21-7 | 75 |
| 63 Feb. 25 | at VAN | 2-4 L | 34-22-7 | 75 |
| 64 Feb. 27 | vs. EDM | 4-2 W | 35-22-7 | 77 |
| 65 Mar. 1 | vs. PIT | 6-2 W | 36-22-7 | 79 |
| 66 Mar. 2 | vs. MNS | 5-1 W | 37-22-7 | 81 |
| 67 Mar. 4 | vs. MTL | 3-2 W(OT) | 38-22-7 | 83 |
| 68 Mar. 7 | vs. PHI | 4-2 W | 39-22-7 | 85 |
| 69 Mar. 9 | at STL | 8-4 W | 40-22-7 | 87 |
| 70 Mar. 10 | at MNS | 3-7 L | 40-23-7 | 87 |
| 71 Mar. 12 | vs. WPG | 5-3 W | 41-23-7 | 89 |
| 72 Mar. 14 | vs. NYI | 4-2 W | 42-23-7 | 91 |
| 73 Mar. 16 | vs. LAK | 3-4 L | 42-24-7 | 91 |
| 74 Mar. 18 | vs. WPG | 4-3 W(OT) | 43-24-7 | 93 |
| 75 Mar. 20 | at VAN | 3-2 W | 44-24-7 | 95 |
| 76 Mar. 23 | at LAK | 4-8 L | 44-25-7 | 95 |
| 77 Mar. 26 | vs. VAN | 7-2 W | 45-25-7 | 97 |
| 78 Mar. 28 | vs. EDM | 4-4 T | 45-25-8 | 98 |
| 79 Mar. 29 | at EDM | 5-6 L(OT) | 45-26-8 | 98 |
| 80 Mar. 31 | vs. LAK | 5-3 W | 46-26-8 | 100 |

1989-90

| DATE | OPP. | RESULT | RECORD | PTS |
|------------|---------|-----------|----------|-----|
| 1 Oct. 5 | vs. DET | 10-7 W | 1-0-0 | 2 |
| 2 Oct. 7 | vs. NYI | 6-3 W | 2-0-0 | 4 |
| 3 Oct. 10 | at NJD | 4-2 W | 3-0-0 | 6 |
| 4 Oct. 11 | at NYR | 4-5 L | 3-1-0 | 6 |
| 5 Oct. 14 | at WSH | 4-4 T | 3-1-1 | 7 |
| 6 Oct. 15 | at PHI | 3-2 W | 4-1-1 | 9 |
| 7 Oct. 17 | at QUE | 8-8 T | 4-1-2 | 10 |
| 8 Oct. 18 | at MTL | 1-2 L | 4-2-2 | 10 |
| 9 Oct. 21 | vs. BOS | 5-2 W | 5-2-2 | 12 |
| 10 Oct. 23 | vs. WSH | 3-3 T | 5-2-3 | 13 |
| 11 Oct. 25 | at LAK | 5-0 W | 6-2-3 | 15 |
| 12 Oct. 27 | vs. VAN | 5-5 T | 6-2-4 | 16 |
| 13 Oct. 28 | at VAN | 3-4 L | 6-3-4 | 16 |
| 14 Nov. 1 | vs. WPG | 5-3 W | 7-3-4 | 18 |
| 15 Nov. 3 | at EDM | 2-5 L | 7-4-4 | 18 |
| 16 Nov. 4 | vs. NJD | 7-3 W | 8-4-4 | 20 |
| 17 Nov. 6 | vs. EDM | 5-1 W | 9-4-4 | 22 |
| 18 Nov. 8 | at LAK | 5-4 W | 10-4-4 | 24 |
| 19 Nov. 11 | at MNS | 2-3 L(OT) | 10-5-4 | 24 |
| 20 Nov. 12 | at WPG | 2-3 L | 10-6-4 | 24 |
| 21 Nov. 14 | vs. LAK | 6-8 L | 10-7-4 | 24 |
| 22 Nov. 16 | vs. BUF | 4-4 T | 10-7-5 | 25 |
| 23 Nov. 18 | vs. CHI | 4-4 T | 10-7-6 | 26 |
| 24 Nov. 20 | at MTL | 2-3 L | 10-8-6 | 26 |
| 25 Nov. 21 | at QUE | 4-4 T | 10-8-7 | 27 |
| 26 Nov. 24 | at DET | 2-3 L | 10-9-7 | 27 |
| 27 Nov. 25 | at STL | 3-3 T | 10-9-8 | 28 |
| 28 Nov. 30 | vs. MNS | 5-2 W | 11-9-8 | 30 |
| 29 Dec. 2 | vs. TOR | 7-4 W | 12-9-8 | 32 |
| 30 Dec. 6 | vs. WPG | 3-4 L | 12-10-8 | 32 |
| 31 Dec. 10 | at WPG | 1-4 L | 12-11-8 | 32 |
| 32 Dec. 11 | at EDM | 3-3 T | 12-11-9 | 33 |
| 33 Dec. 14 | vs. QUE | 8-2 W | 13-11-9 | 35 |
| 34 Dec. 16 | vs. PIT | 4-3 W | 14-11-9 | 37 |
| 35 Dec. 19 | at VAN | 2-1 W | 15-11-9 | 39 |
| 36 Dec. 20 | vs. VAN | 2-1 W(OT) | 16-11-9 | 41 |
| 37 Dec. 23 | at EDM | 1-2 L | 16-12-9 | 41 |
| 38 Dec. 27 | at LAK | 5-5 T | 16-12-10 | 42 |
| 39 Dec. 29 | vs. WPG | 1-2 L(OT) | 16-13-10 | 42 |
| 40 Dec. 30 | vs. MTL | 5-3 W | 17-13-10 | 44 |
| 41 Jan. 2 | vs. PHI | 4-4 T | 17-13-11 | 45 |
| 42 Jan. 5 | vs. HFD | 6-4 W | 18-13-11 | 47 |
| 43 Jan. 7 | at EDM | 3-1 W | 19-13-11 | 49 |
| 44 Jan. 9 | vs. EDM | 2-3 L(OT) | 19-14-11 | 49 |
| 45 Jan. 11 | vs. BUF | 5-3 W | 20-14-11 | 51 |
| 46 Jan. 13 | at TOR | 5-6 L | 20-15-11 | 51 |
| 47 Jan. 14 | at CHI | 6-5 W | 21-15-11 | 53 |
| 48 Jan. 16 | at STL | 5-2 W | 22-15-11 | 55 |
| 49 Jan. 18 | at BOS | 2-2 T | 22-15-12 | 56 |
| 50 Jan. 19 | at HFD | 3-3 T | 22-15-13 | 57 |
| 51 Jan. 25 | vs. NYR | 8-5 W | 23-15-13 | 59 |
| 52 Jan. 27 | vs. MNS | 3-1 W | 24-15-13 | 61 |
| 53 Jan. 30 | at VAN | 7-2 W | 25-15-13 | 63 |
| 54 Feb. 1 | vs. VAN | 4-3 W(OT) | 26-15-13 | 65 |
| 55 Feb. 3 | at LAK | 3-4 L | 26-16-13 | 65 |
| 56 Feb. 6 | vs. LAK | 3-5 L | 26-17-13 | 65 |
| 57 Feb. 10 | at DET | 5-7 L | 26-18-13 | 65 |
| 58 Feb. 11 | at NYR | 5-2 W | 27-18-13 | 67 |
| 59 Feb. 13 | at NYI | 4-2 W | 28-18-13 | 69 |
| 60 Feb. 15 | at CHI | 4-1 W | 29-18-13 | 71 |
| 61 Feb. 18 | at WPG | 1-5 L | 29-19-13 | 71 |
| 62 Feb. 20 | vs. BOS | 3-5 L | 29-20-13 | 71 |
| 63 Feb. 22 | vs. TOR | 12-2 W | 30-20-13 | 73 |
| 64 Feb. 25 | vs. EDM | 10-4 W | 31-20-13 | 75 |
| 65 Mar. 1 | vs. PHI | 2-4 L | 31-21-13 | 75 |
| 66 Mar. 3 | vs. VAN | 5-1 W | 32-21-13 | 77 |
| 67 Mar. 5 | vs. LAK | 5-0 W | 33-21-13 | 79 |
| 68 Mar. 7 | vs. PIT | 6-3 W | 34-21-13 | 81 |
| 69 Mar. 9 | at VAN | 4-4 T | 34-21-14 | 82 |
| 70 Mar. 11 | at WPG | 6-4 W | 35-21-14 | 84 |
| 71 Mar. 12 | vs. WPG | 5-4 W(OT) | 36-21-14 | 86 |
| 72 Mar. 15 | vs. NJD | 5-4 W | 37-21-14 | 88 |
| 73 Mar. 17 | vs. HFD | 5-4 W | 38-21-14 | 90 |
| 74 Mar. 19 | vs. STL | 5-2 W | 39-21-14 | 92 |
| 75 Mar. 21 | at BUF | 4-5 L | 39-22-14 | 92 |
| 76 Mar. 24 | at PIT | 3-3 T | 39-22-15 | 93 |
| 77 Mar. 25 | at WSH | 1-4 L | 39-23-15 | 93 |
| 78 Mar. 27 | at NYI | 4-2 W | 40-23-15 | 95 |
| 79 Mar. 30 | vs. EDM | 6-2 W | 41-23-15 | 97 |
| 80 Apr. 1 | vs. LAK | 8-4 W | 42-23-15 | 99 |

1988-89

| DATE | OPP. | RESULT | RECORD | PTS |
|------------|---------|-----------|---------|-----|
| 1 Oct. 6 | vs. NYI | 4-4 T | 0-0-1 | 1 |
| 2 Oct. 8 | at LAK | 5-6 L(OT) | 0-1-1 | 1 |
| 3 Oct. 10 | vs. DET | 5-2 W | 1-1-1 | 3 |
| 4 Oct. 14 | vs. EDM | 6-1 W | 2-1-1 | 5 |
| 5 Oct. 17 | vs. LAK | 11-4 W | 3-1-1 | 7 |
| 6 Oct. 19 | vs. MNS | 2-1 W | 4-1-1 | 9 |
| 7 Oct. 22 | at TOR | 3-3 T | 4-1-2 | 10 |
| 8 Oct. 23 | at PHI | 5-4 W(OT) | 5-1-2 | 12 |
| 9 Oct. 25 | at PIT | 1-6 L | 5-2-3 | 12 |
| 10 Oct. 28 | vs. WSH | 2-2 T | 5-2-3 | 13 |
| 11 Oct. 30 | at VAN | 1-2 L | 5-3-3 | 13 |
| 12 Oct. 31 | vs. CHI | 6-3 W | 6-3-3 | 15 |
| 13 Nov. 3 | vs. STL | 6-1 W | 7-3-3 | 17 |
| 14 Nov. 5 | vs. BUF | 9-0 W | 8-3-3 | 19 |
| 15 Nov. 7 | vs. HFD | 6-3 W | 9-3-3 | 21 |
| 16 Nov. 9 | at BUF | 2-3 L | 9-4-3 | 21 |
| 17 Nov. 10 | at PHI | 3-2 W(OT) | 10-4-3 | 23 |
| 18 Nov. 12 | at BOS | 2-1 W | 11-4-3 | 25 |
| 19 Nov. 15 | at NYI | 5-1 W | 12-4-3 | 27 |
| 20 Nov. 17 | at NJD | 5-3 W | 13-4-3 | 29 |
| 21 Nov. 19 | at HFD | 5-2 W | 14-4-3 | 31 |
| 22 Nov. 23 | vs. NJD | 3-2 W | 15-4-3 | 33 |
| 23 Nov. 26 | vs. LAK | 4-1 W | 16-4-3 | 35 |
| 24 Nov. 29 | vs. VAN | 3-3 T | 16-4-4 | 36 |
| 25 Dec. 1 | vs. NYR | 6-3 W | 17-4-4 | 38 |
| 26 Dec. 2 | at EDM | 7-4 W | 18-4-4 | 40 |
| 27 Dec. 4 | at WPG | 6-3 W | 19-4-4 | 42 |
| 28 Dec. 6 | vs. QUE | 3-2 W | 20-4-4 | 44 |
| 29 Dec. 8 | vs. EDM | 5-3 W | 21-4-4 | 46 |
| 30 Dec. 10 | at HFD | 1-4 L | 21-5-4 | 46 |
| 31 Dec. 12 | at TOR | 4-4 T | 21-5-5 | 47 |
| 32 Dec. 15 | vs. VAN | 2-0 W | 22-5-5 | 49 |
| 33 Dec. 16 | at VAN | 5-3 W | 23-5-5 | 51 |
| 34 Dec. 20 | at LAK | 3-7 L | 23-6-5 | 51 |
| 35 Dec. 23 | at EDM | 1-4 L | 23-7-5 | 51 |
| 36 Dec. 26 | at VAN | 3-2 W(OT) | 24-7-5 | 53 |
| 37 Dec. 29 | vs. MTL | 3-4 L | 24-8-5 | 53 |
| 38 Dec. 31 | vs. WPG | 4-4 T | 24-8-6 | 54 |
| 39 Jan. 3 | vs. QUE | 5-1 W | 25-8-6 | 56 |
| 40 Jan. 5 | vs. LAK | 8-6 W | 26-8-6 | 58 |
| 41 Jan. 7 | vs. EDM | 7-2 W | 27-8-6 | 60 |
| 42 Jan. 8 | at EDM | 0-6 L | 27-9-6 | 60 |
| 43 Jan. 11 | vs. WPG | 8-3 W | 28-9-6 | 62 |
| 44 Jan. 14 | at MNS | 1-1 T | 28-9-7 | 63 |
| 45 Jan. 15 | at BUF | 2-3 L | 28-10-7 | 63 |
| 46 Jan. 17 | at DET | 7-1 W | 29-10-7 | 65 |
| 47 Jan. 19 | at BOS | 7-2 W | 30-10-7 | 67 |
| 48 Jan. 21 | at QUE | 3-4 L | 30-11-7 | 67 |
| 49 Jan. 23 | at MTL | 3-1 W | 31-11-7 | 69 |
| 50 Jan. 26 | vs. NYR | 5-3 W | 32-11-7 | 71 |
| 51 Jan. 28 | vs. CHI | 5-4 W(OT) | 33-11-7 | 73 |
| 52 Jan. 29 | at VAN | 4-4 T | 33-11-8 | 74 |
| 53 Jan. 31 | at LAK | 8-5 W | 34-11-8 | 76 |
| 54 Feb. 2 | vs. DET | 3-2 W(OT) | 35-11-8 | 78 |
| 55 Feb. 4 | vs. VAN | 5-2 W | 36-11-8 | 80 |
| 56 Feb. 5 | vs. VAN | 5-4 W | 37-11-8 | 82 |
| 57 Feb. 9 | at STL | 5-3 W | 38-11-8 | 84 |
| 58 Feb. 11 | at WSH | 2-1 W | 39-11-8 | 86 |
| 59 Feb. 12 | at PIT | 4-2 W | 40-11-8 | 88 |
| 60 Feb. 15 | at WPG | 6-1 W | 41-11-8 | 90 |
| 61 Feb. 18 | vs. BOS | 3-4 L | 41-12-8 | 90 |
| 62 Feb. 20 | vs. WSH | 6-2 W | 42-12-8 | 92 |
| 63 Feb. 22 | vs. TOR | 3-4 L(OT) | 42-13-8 | 92 |
| 64 Feb. 24 | vs. STL | 4-3 W | 43-13-8 | 94 |
| 65 Feb. 26 | at WPG | 0-1 L | 43-14-8 | 94 |
| 66 Feb. 27 | vs. PHI | 6-3 W | 44-14-8 | 96 |
| 67 Mar. 2 | vs. MTL | 2-3 L | 44-15-8 | 96 |
| 68 Mar. 7 | vs. WPG | 9-5 W | 45-15-8 | 98 |
| 69 Mar. 9 | vs. | | | |

1987-88

| DATE | OPP. | RESULT | RECORD | PTS |
|------------|---------|-----------|---------|-----|
| 1 Oct. 8 | vs. DET | 5-1 W | 1-0-0 | 2 |
| 2 Oct. 10 | vs. WPG | 1-5 L | 1-1-0 | 2 |
| 3 Oct. 12 | at WPG | 2-3 L | 1-2-0 | 2 |
| 4 Oct. 14 | at EDM | 5-4 W | 2-2-0 | 4 |
| 5 Oct. 16 | vs. EDM | 2-5 L | 2-3-0 | 4 |
| 6 Oct. 18 | vs. BOS | 5-6 L(OT) | 2-4-0 | 4 |
| 7 Oct. 20 | at NYI | 4-5 L | 2-5-0 | 4 |
| 8 Oct. 21 | at NYR | 5-4 W | 3-5-0 | 6 |
| 9 Oct. 24 | at QUE | 7-5 W | 4-5-0 | 8 |
| 10 Oct. 26 | at MTL | 5-3 W | 5-5-0 | 10 |
| 11 Oct. 30 | at VAN | 3-3 T | 5-5-1 | 11 |
| 12 Nov. 3 | vs. NYR | 5-3 W | 6-5-1 | 13 |
| 13 Nov. 5 | vs. EDM | 4-4 T | 6-5-2 | 14 |
| 14 Nov. 8 | vs. BUF | 3-6 L | 6-6-2 | 14 |
| 15 Nov. 10 | at WPG | 3-4 L | 6-7-2 | 14 |
| 16 Nov. 11 | at MNS | 4-3 W | 7-7-2 | 16 |
| 17 Nov. 13 | vs. LAK | 10-7 W | 8-7-2 | 18 |
| 18 Nov. 15 | vs. VAN | 8-4 W | 9-7-2 | 20 |
| 19 Nov. 17 | vs. BOS | 3-6 L | 9-8-2 | 20 |
| 20 Nov. 19 | vs. QUE | 9-1 W | 10-8-2 | 22 |
| 21 Nov. 21 | vs. PIT | 4-4 T | 10-8-3 | 23 |
| 22 Nov. 23 | vs. NJD | 9-2 W | 11-8-3 | 25 |
| 23 Nov. 25 | at VAN | 4-2 W | 12-8-3 | 27 |
| 24 Nov. 28 | at LAK | 8-4 W | 13-8-3 | 29 |
| 25 Nov. 30 | vs. CHI | 4-0 W | 14-8-3 | 31 |
| 26 Dec. 3 | vs. TOR | 5-3 W | 15-8-3 | 33 |
| 27 Dec. 5 | vs. MNS | 4-4 T | 15-8-4 | 34 |
| 28 Dec. 8 | at WSH | 5-4 W | 16-8-4 | 36 |
| 29 Dec. 9 | at PIT | 2-5 L | 16-9-4 | 36 |
| 30 Dec. 11 | at NJD | 5-1 W | 17-9-4 | 38 |
| 31 Dec. 13 | at BUF | 7-1 W | 18-9-4 | 40 |
| 32 Dec. 16 | vs. WPG | 5-4 W | 19-9-4 | 42 |
| 33 Dec. 19 | at LAK | 4-1 W | 20-9-4 | 44 |
| 34 Dec. 20 | vs. LAK | 3-6 L | 20-10-4 | 44 |
| 35 Dec. 22 | vs. HFD | 6-5 W(OT) | 21-10-4 | 46 |
| 36 Dec. 26 | vs. EDM | 4-5 L | 21-11-4 | 46 |
| 37 Dec. 28 | vs. MTL | 9-3 W | 22-11-4 | 48 |
| 38 Dec. 31 | vs. PHI | 5-4 W | 23-11-4 | 50 |
| 39 Jan. 2 | at STL | 3-5 L | 23-11-4 | 50 |
| 40 Jan. 3 | at CHI | 5-3 W | 24-12-4 | 52 |
| 41 Jan. 6 | vs. WPG | 6-1 W | 25-12-4 | 54 |
| 42 Jan. 8 | vs. NYI | 7-4 W | 26-12-4 | 56 |
| 43 Jan. 10 | vs. WSH | 8-2 W | 27-12-4 | 58 |
| 44 Jan. 13 | at EDM | 3-5 L | 27-13-4 | 58 |
| 45 Jan. 15 | at VAN | 4-4 T | 27-13-5 | 59 |
| 46 Jan. 19 | vs. VAN | 7-5 W | 28-13-5 | 61 |
| 47 Jan. 21 | vs. LAK | 4-5 L(OT) | 28-14-5 | 61 |
| 48 Jan. 23 | at DET | 4-4 T | 28-14-6 | 62 |
| 49 Jan. 25 | at TOR | 11-3 W | 29-14-6 | 64 |
| 50 Jan. 27 | vs. HFD | 5-1 W | 30-14-6 | 66 |
| 51 Jan. 29 | at EDM | 5-4 W | 31-14-6 | 68 |
| 52 Jan. 30 | vs. VAN | 4-3 W | 32-14-6 | 70 |
| 53 Feb. 1 | vs. NJD | 4-5 L | 32-15-6 | 70 |
| 54 Feb. 3 | at WPG | 0-9 L | 32-16-6 | 70 |
| 55 Feb. 5 | at DET | 1-5 L | 32-17-6 | 70 |
| 56 Feb. 7 | at LAK | 5-2 W | 33-17-6 | 72 |
| 57 Feb. 12 | at PHI | 3-2 W | 34-17-6 | 74 |
| 58 Feb. 14 | at WSH | 4-5 L(OT) | 34-18-6 | 74 |
| 59 Feb. 16 | at NYI | 3-9 L | 34-19-6 | 74 |
| 60 Feb. 17 | at NYR | 3-5 L | 34-20-6 | 74 |
| 61 Feb. 20 | at STL | 6-3 W | 35-20-6 | 76 |
| 62 Feb. 21 | at CHI | 3-3 T | 35-20-7 | 77 |
| 63 Feb. 26 | at VAN | 5-3 W | 36-20-7 | 79 |
| 64 Feb. 28 | at EDM | 3-2 W | 37-20-7 | 81 |
| 65 Mar. 3 | vs. PHI | 6-3 W | 38-20-7 | 83 |
| 66 Mar. 5 | vs. EDM | 7-4 W | 39-20-7 | 85 |
| 67 Mar. 7 | vs. PIT | 4-5 L | 39-21-7 | 85 |
| 68 Mar. 9 | at WPG | 6-6 T | 39-21-8 | 86 |
| 69 Mar. 10 | vs. WPG | 5-3 W | 40-21-8 | 88 |
| 70 Mar. 12 | vs. BUF | 10-4 W | 41-21-8 | 90 |
| 71 Mar. 15 | at HFD | 8-6 W | 42-21-8 | 92 |
| 72 Mar. 17 | at BOS | 7-5 W | 43-21-8 | 94 |
| 73 Mar. 19 | at QUE | 5-4 W(OT) | 44-21-8 | 96 |
| 74 Mar. 21 | at MTL | 3-3 T | 44-21-9 | 97 |
| 75 Mar. 24 | vs. TOR | 7-1 W | 45-21-9 | 99 |
| 76 Mar. 26 | vs. VAN | 6-1 W | 46-21-9 | 101 |
| 77 Mar. 28 | vs. STL | 7-2 W | 47-21-9 | 103 |
| 78 Mar. 30 | at LAK | 7-9 L | 47-22-9 | 103 |
| 79 Apr. 1 | vs. LAK | 3-6 L | 47-23-9 | 103 |
| 80 Apr. 3 | vs. MNS | 4-1 W | 48-23-9 | 105 |

1986-87

| DATE | OPP. | RESULT | RECORD | PTS |
|------------|---------|-----------|---------|-----|
| 1 Oct. 9 | at BOS | 5-3 W | 1-0-0 | 2 |
| 2 Oct. 11 | at HFD | 5-6 L | 1-1-0 | 2 |
| 3 Oct. 12 | at BUF | 4-2 W | 2-1-0 | 4 |
| 4 Oct. 16 | vs. QUE | 2-4 L | 2-2-0 | 4 |
| 5 Oct. 18 | vs. DET | 3-5 L | 2-3-0 | 4 |
| 6 Oct. 22 | vs. EDM | 6-3 W | 3-3-0 | 6 |
| 7 Oct. 24 | at WPG | 2-5 L | 3-4-0 | 6 |
| 8 Oct. 26 | vs. BOS | 0-6 L | 3-5-0 | 6 |
| 9 Oct. 28 | at MNS | 4-7 L | 3-6-0 | 6 |
| 10 Oct. 29 | at WPG | 2-6 L | 3-7-0 | 6 |
| 11 Nov. 1 | vs. WSH | 4-1 W | 4-7-0 | 8 |
| 12 Nov. 3 | vs. LAK | 4-2 W | 5-7-0 | 10 |
| 13 Nov. 5 | at EDM | 3-1 W | 6-7-0 | 12 |
| 14 Nov. 7 | vs. EDM | 6-4 W | 7-7-0 | 14 |
| 15 Nov. 9 | vs. MTL | 3-0 W | 8-7-0 | 16 |
| 16 Nov. 11 | vs. VAN | 5-3 W | 9-7-0 | 18 |
| 17 Nov. 13 | vs. HFD | 4-3 W | 10-7-0 | 20 |
| 18 Nov. 15 | at LAK | 1-4 L | 10-8-0 | 20 |
| 19 Nov. 18 | at VAN | 0-5 L | 10-9-0 | 20 |
| 20 Nov. 20 | vs. PIT | 2-5 L | 10-10-0 | 20 |
| 21 Nov. 22 | vs. NYR | 8-5 W | 11-10-0 | 22 |
| 22 Nov. 24 | vs. EDM | 6-5 W | 12-10-0 | 24 |
| 23 Nov. 27 | vs. WPG | 3-4 L | 12-11-0 | 24 |
| 24 Nov. 29 | vs. CHI | 5-4 W | 13-11-0 | 26 |
| 25 Dec. 2 | vs. NYI | 3-3 T | 13-11-1 | 27 |
| 26 Dec. 4 | vs. CHI | 4-1 W | 14-11-1 | 29 |
| 27 Dec. 6 | at QUE | 3-2 W | 15-11-1 | 31 |
| 28 Dec. 8 | at MTL | 3-5 L | 15-12-1 | 31 |
| 29 Dec. 10 | at PIT | 6-4 W | 16-12-1 | 33 |
| 30 Dec. 11 | at PHI | 3-5 L | 16-13-1 | 33 |
| 31 Dec. 13 | at LAK | 6-3 W | 17-13-1 | 35 |
| 32 Dec. 16 | vs. DET | 8-3 W | 18-13-1 | 37 |
| 33 Dec. 18 | vs. QUE | 6-2 W | 19-13-1 | 39 |
| 34 Dec. 20 | at VAN | 5-3 W | 20-13-1 | 41 |
| 35 Dec. 22 | vs. LAK | 3-5 L | 20-14-1 | 41 |
| 36 Dec. 28 | at BUF | 4-1 W | 21-14-1 | 43 |
| 37 Dec. 30 | at NJD | 4-3 W | 22-14-1 | 45 |
| 38 Dec. 31 | at DET | 4-6 L | 22-15-1 | 45 |
| 39 Jan. 3 | at STL | 4-7 L | 22-16-1 | 45 |
| 40 Jan. 4 | at CHI | 4-1 W | 23-16-1 | 47 |
| 41 Jan. 8 | vs. LAK | 5-4 W | 24-16-1 | 49 |
| 42 Jan. 10 | vs. STL | 5-2 W | 25-16-1 | 51 |
| 43 Jan. 11 | at EDM | 3-5 L | 25-17-1 | 51 |
| 44 Jan. 14 | vs. NYR | 5-8 L | 25-18-1 | 51 |
| 45 Jan. 16 | at VAN | 5-9 L | 25-19-1 | 51 |
| 46 Jan. 17 | vs. VAN | 3-4 L | 25-20-1 | 51 |
| 47 Jan. 20 | at NYI | 3-1 W | 26-20-1 | 53 |
| 48 Jan. 22 | at NJD | 5-7 L | 26-21-1 | 53 |
| 49 Jan. 24 | at BOS | 3-5 L | 26-22-1 | 53 |
| 50 Jan. 26 | at TOR | 6-5 W(OT) | 27-22-1 | 55 |
| 51 Jan. 29 | vs. MNS | 3-3 T | 27-22-2 | 56 |
| 52 Jan. 31 | vs. NJD | 5-3 W | 28-22-2 | 58 |
| 53 Feb. 3 | vs. VAN | 2-4 L | 28-23-2 | 58 |
| 54 Feb. 5 | vs. STL | 1-2 L | 28-24-2 | 58 |
| 55 Feb. 7 | vs. NYI | 4-1 W | 29-24-2 | 60 |
| 56 Feb. 8 | at VAN | 3-2 W | 30-24-2 | 62 |
| 57 Feb. 14 | at MNS | 3-2 W | 31-24-2 | 64 |
| 58 Feb. 16 | at PHI | 5-0 W | 32-24-2 | 66 |
| 59 Feb. 17 | at PIT | 3-1 W | 33-24-2 | 68 |
| 60 Feb. 20 | vs. TOR | 7-2 W | 34-24-2 | 70 |
| 61 Feb. 22 | vs. WSH | 2-5 L | 34-25-2 | 70 |
| 62 Feb. 24 | vs. VAN | 2-0 W | 35-25-2 | 72 |
| 63 Feb. 26 | vs. PHI | 4-3 W | 36-25-2 | 74 |
| 64 Feb. 28 | vs. WPG | 5-3 W | 37-25-2 | 76 |
| 65 Mar. 1 | at WPG | 3-6 L | 37-26-2 | 76 |
| 66 Mar. 3 | vs. MTL | 2-4 L | 37-27-2 | 76 |
| 67 Mar. 5 | vs. LAK | 7-2 W | 38-27-2 | 78 |
| 68 Mar. 8 | at NYR | 7-4 W | 39-27-2 | 80 |
| 69 Mar. 10 | at WSH | 6-3 W | 40-27-2 | 82 |
| 70 Mar. 11 | at HFD | 6-1 W | 41-27-2 | 84 |
| 71 Mar. 14 | at TOR | 4-6 L | 41-28-2 | 84 |
| 72 Mar. 17 | vs. BUF | 6-2 W | 42-28-2 | 86 |
| 73 Mar. 19 | vs. EDM | 5-4 W | 43-28-2 | 88 |
| 74 Mar. 20 | at EDM | 6-3 W | 44-28-2 | 90 |
| 75 Mar. 25 | at WPG | 1-10 L | 44-29-2 | 90 |
| 76 Mar. 26 | vs. WPG | 3-1 W | 45-29-2 | 92 |
| 77 Mar. 28 | at LAK | 4-3 W | 46-29-2 | 94 |
| 78 Mar. 30 | at LAK | 4-5 L | 46-30-2 | 94 |
| 79 Apr. 2 | at EDM | 4-4 T | 46-30-3 | 95 |
| 80 Apr. 5 | vs. WPG | 1-3 L | 46-31-3 | 95 |

1985-86

| DATE | OPP. | RESULT | RECORD | PTS |
|------------|---------|-----------|---------|-----|
| 1 Oct. 11 | vs. WPG | 8-3 W | 1-0-0 | 2 |
| 2 Oct. 13 | at LAK | 9-2 W | 2-0-0 | 4 |
| 3 Oct. 16 | vs. STL | 1-2 L | 2-1-0 | 4 |
| 4 Oct. 19 | vs. BOS | 3-6 L | 2-2-0 | 4 |
| 5 Oct. 20 | at WPG | 5-8 L | 2-3-0 | 4 |
| 6 Oct. 23 | vs. WSH | 4-2 W | 3-3-0 | 6 |
| 7 Oct. 25 | at EDM | 3-5 L | 3-4-0 | 6 |
| 8 Oct. 26 | vs. DET | 7-4 W | 4-4-0 | 8 |
| 9 Oct. 28 | vs. EDM | 4-6 L | 4-5-0 | 8 |
| 10 Oct. 30 | vs. BUF | 4-2 W | 5-5-0 | 10 |
| 11 Nov. 2 | vs. TOR | 4-2 W | 6-5-0 | 12 |
| 12 Nov. 5 | at NYI | 4-4 T | 6-5-1 | 13 |
| 13 Nov. 6 | at NJD | 5-2 W | 7-5-1 | 15 |
| 14 Nov. 9 | at WSH | 5-4 W | 8-5-1 | 17 |
| 15 Nov. 10 | at BUF | 1-5 L | 8-6-1 | 17 |
| 16 Nov. 13 | vs. WPG | 3-3 T | 8-6-2 | 18 |
| 17 Nov. 16 | vs. NJD | 7-2 W | 9-6-2 | 20 |
| 18 Nov. 17 | at WPG | 5-4 W | 10-6-2 | 22 |
| 19 Nov. 19 | vs. MNS | 3-3 T | 10-6-3 | 23 |
| 20 Nov. 23 | at MTL | 3-4 L | 10-7-3 | 23 |
| 21 Nov. 26 | at QUE | 3-1 W | 11-7-3 | 25 |
| 22 Nov. 27 | at NYR | 5-2 W | 12-7-3 | 27 |
| 23 Nov. 30 | vs. NYI | 4-3 W | 13-7-3 | 29 |
| 24 Dec. 1 | at EDM | 3-5 L | 13-8-3 | 29 |
| 25 Dec. 4 | vs. HFD | 8-5 W | 14-8-3 | 31 |
| 26 Dec. 6 | vs. CHI | 5-2 W | 15-8-3 | 33 |
| 27 Dec. 10 | vs. LAK | 6-5 W | 16-8-3 | 35 |
| 28 Dec. 12 | vs. LAK | 5-0 W | 17-8-3 | 37 |
| 29 Dec. 14 | at VAN | 3-4 L | 17-9-3 | 37 |
| 30 Dec. 17 | at PIT | 3-4 L | 17-10-3 | 37 |
| 31 Dec. 18 | at HFD | 3-4 L | 17-11-3 | 37 |
| 32 Dec. 20 | at STL | 2-5 L | 17-12-3 | 37 |
| 33 Dec. 22 | at CHI | 4-5 L(OT) | 17-13-3 | 37 |
| 34 Dec. 28 | vs. PHI | 5-6 L | 17-14-3 | 37 |
| 35 Dec. 31 | at MNS | 3-6 L | 17-15-3 | 37 |
| 36 Jan. 2 | vs. EDM | 3-4 L | 17-16-3 | 37 |
| 37 Jan. 4 | vs. MTL | 5-6 L | 17-17-3 | 37 |
| 38 Jan. 5 | at EDM | 3-6 L | 17-18-3 | 37 |
| 39 Jan. 7 | vs. HFD | 1-9 L | 17-19-3 | 37 |
| 40 Jan. 9 | vs. VAN | 5-4 W(OT) | 18-19-3 | 39 |
| 41 Jan. 12 | at PHI | 0-3 L | 18-20-3 | 39 |
| 42 Jan. 14 | at WSH | 4-3 W | 19-20-3 | 41 |
| 43 Jan. 16 | at BOS | 2-3 L | 19-21-3 | 41 |
| 44 Jan. 18 | at DET | 7-4 W | 20-21-3 | 43 |
| 45 Jan. 19 | at TOR | 9-5 W | 21-21-3 | 45 |
| 46 Jan. 22 | vs. NJD | 6-6 T | 21-21-4 | 46 |
| 47 Jan. 25 | vs. PIT | 5-2 W | 22-21-4 | 48 |
| 48 Jan. 27 | vs. LAK | 6-3 W | 23-21-4 | 50 |
| 49 Jan. 29 | at VAN | 4-4 T | 23-21-5 | 51 |
| 50 Jan. 31 | at EDM | 4-7 L | 23-22-5 | 51 |
| 51 Feb. 1 | vs. EDM | 4-4 T | 23-22-6 | 52 |
| 52 Feb. 6 | vs. LAK | 7-2 W | 24-22-6 | 54 |
| 53 Feb. 9 | at LAK | 7-3 W | 25-22-6 | 56 |
| 54 Feb. 12 | vs. WPG | 4-2 W | 26-22-6 | 58 |
| 55 Feb. 14 | vs. BUF | 3-3 T | 26-22-7 | 59 |
| 56 Feb. 16 | vs. QUE | 3-6 L | 26-23-7 | 59 |
| 57 Feb. 18 | vs. BOS | 7-4 W | 27-23-7 | 61 |
| 58 Feb. 20 | vs. TOR | 6-7 L(OT) | 27-24-7 | 61 |
| 59 Feb. 21 | at VAN | 4-0 W | 28-24-7 | 63 |
| 60 Feb. 23 | at CHI | 2-6 L | 28-25-7 | 63 |
| 61 Feb. 25 | at STL | 4-1 W | 29-25-7 | 65 |
| 62 Feb. 27 | vs. PHI | 7-4 W | 30-25-7 | 67 |
| 63 Mar. 1 | vs. VAN | 3-2 W | 31-25-7 | 69 |
| 64 Mar. 2 | at LAK | 5-1 W | 32-25-7 | 71 |
| 65 Mar. 4 | vs. PIT | 6-3 W | 33-25-7 | 73 |
| 66 Mar. 6 | vs. NYR | 2-5 L | 33-26-7 | 73 |
| 67 Mar. 9 | at DET | 3-3 T | 33-26-8 | 74 |
| 68 Mar. 11 | at NYI | 4-8 L | 33-27-8 | 74 |
| 69 Mar. 12 | at NYR | 3-2 W | 34-27-8 | 76 |
| 70 Mar. 14 | at QUE | 2-6 L | 34-28-8 | 7 |

1984-85

| | DATE | OPP. | RESULT | RECORD | PTS |
|----|---------|---------|-----------|----------|-----|
| 1 | Oct. 11 | vs. STL | 2-4 L | 0-1-0 | 0 |
| 2 | Oct. 13 | vs. QUE | 7-2 W | 1-1-0 | 2 |
| 3 | Oct. 14 | at VAN | 7-5 W | 2-1-0 | 4 |
| 4 | Oct. 17 | vs. WPG | 7-4 W | 3-1-0 | 6 |
| 5 | Oct. 19 | vs. BOS | 8-2 W | 4-1-0 | 8 |
| 6 | Oct. 21 | at EDM | 4-6 L | 4-2-0 | 8 |
| 7 | Oct. 23 | vs. HFD | 9-4 W | 5-2-0 | 10 |
| 8 | Oct. 25 | vs. WSH | 5-3 W | 6-2-0 | 12 |
| 9 | Oct. 27 | at TOR | 5-3 W | 7-2-0 | 14 |
| 10 | Oct. 28 | at BUF | 2-6 L | 7-3-0 | 14 |
| 11 | Oct. 31 | at WSH | 3-4 L(OT) | 7-4-0 | 14 |
| 12 | Nov. 1 | at DET | 9-5 W | 8-4-0 | 16 |
| 13 | Nov. 4 | at STL | 2-5 L | 8-5-0 | 16 |
| 14 | Nov. 7 | vs. CHI | 3-5 L | 8-6-0 | 16 |
| 15 | Nov. 10 | vs. MTL | 3-3 T | 8-6-1 | 17 |
| 16 | Nov. 13 | vs. DET | 5-4 W(OT) | 9-6-1 | 19 |
| 17 | Nov. 15 | vs. EDM | 6-2 W | 10-6-1 | 21 |
| 18 | Nov. 16 | at WPG | 6-2 W | 11-6-1 | 23 |
| 19 | Nov. 19 | at LAK | 4-5 L | 11-7-1 | 23 |
| 20 | Nov. 21 | vs. VAN | 6-4 W | 12-7-1 | 25 |
| 21 | Nov. 23 | vs. STL | 1-3 L | 12-8-1 | 25 |
| 22 | Nov. 25 | at VAN | 4-2 W | 13-8-1 | 27 |
| 23 | Nov. 28 | vs. NYI | 5-2 W | 14-8-1 | 29 |
| 24 | Dec. 1 | at MNS | 8-4 W | 15-8-1 | 31 |
| 25 | Dec. 2 | at WPG | 6-8 L | 15-9-1 | 31 |
| 26 | Dec. 5 | at NYR | 4-4 T | 15-9-2 | 32 |
| 27 | Dec. 7 | at NJD | 3-3 T | 15-9-3 | 33 |
| 28 | Dec. 8 | at PIT | 4-6 L | 15-10-3 | 33 |
| 29 | Dec. 12 | vs. WPG | 9-2 W | 16-10-3 | 35 |
| 30 | Dec. 15 | at LAK | 5-6 L | 16-11-3 | 35 |
| 31 | Dec. 18 | vs. LAK | 3-6 L | 16-12-3 | 35 |
| 32 | Dec. 20 | vs. VAN | 9-1 W | 17-12-3 | 37 |
| 33 | Dec. 22 | at EDM | 1-7 L | 17-13-3 | 37 |
| 34 | Dec. 23 | at VAN | 5-4 W | 18-13-3 | 39 |
| 35 | Dec. 26 | vs. EDM | 5-6 L | 18-14-3 | 39 |
| 36 | Dec. 28 | vs. DET | 3-4 L | 18-15-3 | 39 |
| 37 | Dec. 30 | at CHI | 5-2 W | 19-15-3 | 41 |
| 38 | Jan. 1 | at WPG | 5-3 W | 20-15-3 | 43 |
| 39 | Jan. 3 | vs. PHI | 4-3 W | 21-15-3 | 45 |
| 40 | Jan. 5 | vs. MNS | 4-4 T | 21-15-4 | 46 |
| 41 | Jan. 9 | vs. LAK | 4-4 T | 21-15-5 | 47 |
| 42 | Jan. 11 | at QUE | 0-4 L | 21-16-5 | 47 |
| 43 | Jan. 13 | at PHI | 1-7 L | 21-17-5 | 47 |
| 44 | Jan. 15 | at HFD | 5-2 W | 22-17-5 | 49 |
| 45 | Jan. 17 | at BOS | 4-3 W | 23-17-5 | 51 |
| 46 | Jan. 21 | at VAN | 3-3 T | 23-17-6 | 52 |
| 47 | Jan. 23 | vs. NJD | 6-3 W | 24-17-6 | 54 |
| 48 | Jan. 25 | vs. PIT | 6-6 T | 24-17-7 | 55 |
| 49 | Jan. 26 | vs. VAN | 6-2 W | 25-17-7 | 57 |
| 50 | Jan. 28 | at EDM | 3-4 L | 25-18-7 | 57 |
| 51 | Jan. 29 | vs. EDM | 2-4 L | 25-19-7 | 57 |
| 52 | Jan. 31 | vs. NYR | 7-2 W | 26-19-7 | 59 |
| 53 | Feb. 3 | at BUF | 1-6 L | 26-20-7 | 59 |
| 54 | Feb. 5 | at MTL | 4-2 W | 27-20-7 | 61 |
| 55 | Feb. 6 | at HFD | 7-4 W | 28-20-7 | 63 |
| 56 | Feb. 9 | vs. BUF | 1-6 L | 28-21-7 | 63 |
| 57 | Feb. 14 | vs. WSH | 3-4 L | 28-22-7 | 63 |
| 58 | Feb. 16 | vs. WPG | 8-4 W | 29-22-7 | 65 |
| 59 | Feb. 19 | at NYI | 4-8 L | 29-23-7 | 65 |
| 60 | Feb. 20 | at PIT | 3-6 L | 29-24-7 | 65 |
| 61 | Feb. 23 | at NJD | 5-1 W | 30-24-7 | 67 |
| 62 | Feb. 24 | at PHI | 1-4 L | 30-25-7 | 67 |
| 63 | Feb. 27 | vs. NYI | 3-1 W | 31-25-7 | 69 |
| 64 | Mar. 1 | vs. MTL | 6-4 W | 32-25-7 | 71 |
| 65 | Mar. 3 | vs. LAK | 7-0 W | 33-25-7 | 73 |
| 66 | Mar. 5 | vs. EDM | 3-5 L | 33-26-7 | 73 |
| 67 | Mar. 7 | vs. NYR | 11-5 W | 34-26-7 | 75 |
| 68 | Mar. 9 | vs. QUE | 2-2 T | 34-26-8 | 76 |
| 69 | Mar. 13 | at TOR | 5-3 W | 35-26-8 | 78 |
| 70 | Mar. 16 | at BOS | 5-3 W | 36-26-8 | 80 |
| 71 | Mar. 18 | at MNS | 4-4 T | 36-26-9 | 81 |
| 72 | Mar. 20 | vs. TOR | 7-4 W | 37-26-9 | 83 |
| 73 | Mar. 22 | vs. CHI | 1-3 L | 37-27-9 | 83 |
| 74 | Mar. 23 | at LAK | 4-3 W | 38-27-9 | 85 |
| 75 | Mar. 27 | at LAK | 4-2 W | 39-27-9 | 87 |
| 76 | Mar. 29 | vs. LAK | 3-0 W | 40-27-9 | 89 |
| 77 | Mar. 31 | at WPG | 4-4 T | 40-27-10 | 90 |
| 78 | Apr. 3 | vs. VAN | 5-3 W | 41-27-10 | 92 |
| 79 | Apr. 5 | at EDM | 5-5 T | 41-27-11 | 93 |
| 80 | Apr. 7 | vs. WPG | 4-4 T | 41-27-12 | 94 |

1983-84

| | DATE | OPP. | RESULT | RECORD | PTS |
|----|---------|---------|-----------|----------|-----|
| 1 | Oct. 5 | at VAN | 5-3 W | 1-0-0 | 2 |
| 2 | Oct. 9 | at WPG | 1-1 T | 1-0-1 | 3 |
| 3 | Oct. 12 | at MNS | 5-7 L | 1-1-1 | 3 |
| 4 | Oct. 15 | vs. EDM | 3-4 L | 1-2-1 | 3 |
| 5 | Oct. 16 | at EDM | 1-5 L | 1-3-1 | 3 |
| 6 | Oct. 18 | at NYI | 4-3 W | 2-3-1 | 5 |
| 7 | Oct. 19 | at NYR | 1-3 L | 2-4-1 | 5 |
| 8 | Oct. 22 | at DET | 1-4 L | 2-5-1 | 5 |
| 9 | Oct. 23 | at CHI | 4-7 L | 2-6-1 | 5 |
| 10 | Oct. 26 | vs. STL | 5-4 W | 3-6-1 | 7 |
| 11 | Oct. 28 | vs. WPG | 7-1 W | 4-6-1 | 9 |
| 12 | Oct. 30 | vs. VAN | 4-3 W(OT) | 5-6-1 | 11 |
| 13 | Nov. 3 | vs. PIT | 3-3 T | 5-6-2 | 12 |
| 14 | Nov. 5 | vs. TOR | 5-3 W | 6-6-2 | 14 |
| 15 | Nov. 8 | at PIT | 4-4 T | 6-6-3 | 15 |
| 16 | Nov. 9 | at NYR | 3-4 L | 6-7-3 | 15 |
| 17 | Nov. 12 | at NJD | 4-3 W(OT) | 7-7-3 | 17 |
| 18 | Nov. 13 | at BUF | 2-11 L | 7-8-3 | 17 |
| 19 | Nov. 17 | vs. NJD | 5-4 W | 8-8-3 | 19 |
| 20 | Nov. 19 | vs. BUF | 2-5 L | 8-9-3 | 19 |
| 21 | Nov. 21 | vs. LAK | 7-4 W | 9-9-3 | 21 |
| 22 | Nov. 24 | vs. WPG | 4-4 T | 9-9-4 | 22 |
| 23 | Nov. 26 | at LAK | 4-1 W | 10-9-4 | 24 |
| 24 | Nov. 29 | vs. PHI | 5-8 L | 10-10-4 | 24 |
| 25 | Dec. 1 | vs. NYI | 6-2 W | 11-10-4 | 26 |
| 26 | Dec. 3 | at MTL | 2-4 L | 11-11-4 | 26 |
| 27 | Dec. 6 | at QUE | 1-8 L | 11-12-4 | 26 |
| 28 | Dec. 8 | at WSH | 3-4 L | 11-13-4 | 26 |
| 29 | Dec. 10 | at TOR | 3-3 T | 11-13-5 | 27 |
| 30 | Dec. 14 | vs. QUE | 4-2 W | 12-13-5 | 29 |
| 31 | Dec. 16 | at VAN | 3-5 L | 12-14-5 | 29 |
| 32 | Dec. 19 | vs. WPG | 7-6 W | 13-14-5 | 31 |
| 33 | Dec. 21 | at MTL | 4-7 L | 13-15-5 | 31 |
| 34 | Dec. 23 | at EDM | 5-5 T | 13-15-6 | 32 |
| 35 | Dec. 26 | vs. EDM | 3-6 L | 13-16-6 | 32 |
| 36 | Dec. 28 | vs. BOS | 3-5 L | 13-17-6 | 32 |
| 37 | Dec. 30 | vs. VAN | 5-1 W | 14-17-6 | 34 |
| 38 | Jan. 1 | at WPG | 3-3 T | 14-17-7 | 35 |
| 39 | Jan. 3 | vs. EDM | 6-9 L | 14-18-7 | 35 |
| 40 | Jan. 5 | vs. MNS | 5-4 W | 15-18-7 | 37 |
| 41 | Jan. 7 | at LAK | 1-7 L | 15-19-7 | 37 |
| 42 | Jan. 11 | vs. WPG | 9-5 W | 16-19-7 | 39 |
| 43 | Jan. 13 | vs. HFD | 3-3 T | 16-19-8 | 40 |
| 44 | Jan. 15 | vs. WSH | 3-2 W | 17-19-8 | 42 |
| 45 | Jan. 17 | at STL | 2-2 T | 17-19-9 | 43 |
| 46 | Jan. 18 | at DET | 4-2 W | 18-19-9 | 45 |
| 47 | Jan. 21 | at MTL | 3-2 W | 19-19-9 | 47 |
| 48 | Jan. 25 | vs. NJD | 2-2 T | 19-19-10 | 48 |
| 49 | Jan. 27 | vs. LAK | 2-2 T | 19-19-11 | 49 |
| 50 | Feb. 2 | vs. NYR | 8-1 W | 20-19-11 | 51 |
| 51 | Feb. 3 | at EDM | 5-10 L | 20-20-11 | 51 |
| 52 | Feb. 5 | vs. VAN | 4-2 W | 21-20-11 | 53 |
| 53 | Feb. 7 | at STL | 2-1 W | 22-20-11 | 55 |
| 54 | Feb. 8 | at WSH | 1-6 L | 22-21-11 | 55 |
| 55 | Feb. 11 | at HFD | 6-3 W | 23-21-11 | 57 |
| 56 | Feb. 12 | at CHI | 6-4 W | 24-21-11 | 59 |
| 57 | Feb. 16 | vs. PIT | 10-3 W | 25-21-11 | 61 |
| 58 | Feb. 18 | vs. BOS | 5-5 T | 25-21-12 | 62 |
| 59 | Feb. 19 | at VAN | 2-5 L | 25-22-12 | 62 |
| 60 | Feb. 21 | vs. TOR | 2-2 T | 25-22-13 | 63 |
| 61 | Feb. 23 | vs. VAN | 3-2 W(OT) | 26-22-13 | 65 |
| 62 | Feb. 24 | at EDM | 3-5 L | 26-23-13 | 65 |
| 63 | Feb. 26 | at LAK | 5-2 W | 27-23-13 | 67 |
| 64 | Feb. 28 | vs. LAK | 9-1 W | 28-23-13 | 69 |
| 65 | Mar. 1 | vs. PHI | 5-1 W | 29-23-13 | 71 |
| 66 | Mar. 3 | vs. MTL | 1-3 L | 29-24-13 | 71 |
| 67 | Mar. 6 | at QUE | 3-4 L | 29-25-13 | 71 |
| 68 | Mar. 8 | at BOS | 2-3 L | 29-26-13 | 71 |
| 69 | Mar. 10 | at NYI | 5-4 W(OT) | 30-26-13 | 73 |
| 70 | Mar. 11 | at PHI | 2-3 L | 30-27-13 | 73 |
| 71 | Mar. 14 | vs. BUF | 2-4 L | 30-28-13 | 73 |
| 72 | Mar. 16 | vs. CHI | 6-5 W | 31-28-13 | 75 |
| 73 | Mar. 18 | at WPG | 4-3 W | 32-28-13 | 77 |
| 74 | Mar. 20 | vs. HFD | 4-1 W | 33-28-13 | 79 |
| 75 | Mar. 22 | vs. DET | 4-6 L | 33-29-13 | 79 |
| 76 | Mar. 25 | at VAN | 4-4 T | 33-29-14 | 80 |
| 77 | Mar. 27 | vs. EDM | 2-9 L | 33-30-14 | 80 |
| 78 | Mar. 29 | vs. EDM | 3-6 L | 33-31-14 | 80 |
| 79 | Mar. 31 | vs. MNS | 10-3 W | 34-31-14 | 82 |
| 80 | Apr. 1 | at WPG | 2-3 L | 34-32-14 | 82 |

1982-83

| | DATE | OPP. | RESULT | RECORD | PTS |
|----|---------|---------|--------|---------|-----|
| 1 | Oct. 5 | at EDM | 5-7 L | 0-1-0 | 0 |
| 2 | Oct. 7 | vs. NYI | 4-5 L | 0-2-0 | 0 |
| 3 | Oct. 9 | at LAK | 1-3 L | 0-3-0 | 0 |
| 4 | Oct. 12 | vs. EDM | 9-4 W | 1-3-0 | 2 |
| 5 | Oct. 14 | vs. DET | 6-4 W | 2-3-0 | 4 |
| 6 | Oct. 16 | at MNS | 4-8 L | 2-4-0 | 4 |
| 7 | Oct. 17 | at WPG | 5-5 T | 2-4-1 | 5 |
| 8 | Oct. 19 | vs. BOS | 1-3 L | 2-5-1 | 5 |
| 9 | Oct. 21 | vs. HFD | 10-3 W | 3-5-1 | 7 |
| 10 | Oct. 23 | at TOR | 5-5 T | 3-5-2 | 8 |
| 11 | Oct. 26 | at NYI | 2-7 L | 3-6-2 | 8 |
| 12 | Oct. 27 | at NYR | 4-7 L | 3-7-2 | 8 |
| 13 | Oct. 30 | at PIT | 4-1 W | 4-7-2 | 10 |
| 14 | Nov. 1 | at NJD | 6-3 W | 5-7-2 | 12 |
| 15 | Nov. 4 | vs. WPG | 7-5 W | 6-7-2 | 14 |
| 16 | Nov. 6 | vs. NYR | 2-2 T | 6-7-3 | 15 |
| 17 | Nov. 7 | at WPG | 2-5 L | 6-8-3 | 15 |
| 18 | Nov. 9 | vs. LAK | 5-4 W | 7-8-3 | 17 |
| 19 | Nov. 13 | at PIT | 3-1 W | 8-8-3 | 19 |
| 20 | Nov. 16 | at WSH | 3-5 L | 8-9-3 | 19 |
| 21 | Nov. 18 | at PHI | 2-3 L | 8-10-3 | 19 |
| 22 | Nov. 20 | at HFD | 4-4 T | 8-10-4 | 20 |
| 23 | Nov. 21 | at BOS | 1-2 L | 8-11-4 | 20 |
| 24 | Nov. 23 | vs. WSH | 6-3 W | 9-11-4 | 22 |
| 25 | Nov. 25 | vs. QUE | 2-3 L | 9-12-4 | 22 |
| 26 | Nov. 27 | vs. NJD | 3-4 L | 9-13-4 | 22 |
| 27 | Nov. 29 | at MNS | 3-3 T | 9-13-5 | 23 |
| 28 | Dec. 1 | at LAK | 1-4 L | 9-14-5 | 23 |
| 29 | Dec. 3 | at VAN | 5-4 W | 10-15-4 | 25 |
| 30 | Dec. 4 | at EDM | 5-7 L | 10-15-5 | 25 |
| 31 | Dec. 7 | vs. LAK | 4-4 T | 10-15-6 | 26 |
| 32 | Dec. 9 | vs. STL | 2-7 L | 10-16-6 | 26 |
| 33 | Dec. 10 | at WPG | 6-4 W | 11-16-6 | 28 |
| 34 | Dec. 12 | at DET | 3-7 L | 11-17-6 | 28 |
| 35 | Dec. 16 | vs. VAN | 2-3 L | 11-18-6 | 28 |
| 36 | Dec. 18 | vs. MTL | 4-5 L | 11-19-6 | 28 |
| 37 | Dec. 21 | vs. MNS | 6-4 W | 12-19-6 | 30 |
| 38 | Dec. 23 | at VAN | 6-3 W | 13-19-6 | 32 |
| 39 | Dec. 26 | vs. EDM | 4-4 T | 13-19-7 | 33 |
| 40 | Dec. 28 | vs. CHI | 3-2 W | 14-19-7 | 35 |
| 41 | Dec. 30 | vs. PHI | 3-6 L | 14-20-7 | 35 |
| 42 | Jan. 4 | vs. EDM | 3-6 L | 14-21-7 | 35 |
| 43 | Jan. 6 | vs. WPG | 5-1 W | 15-21-7 | 37 |
| 44 | Jan. 8 | vs. DET | 5-2 W | 16-21-7 | 39 |
| 45 | Jan. 12 | at VAN | 6-4 W | 17-21-7 | 41 |
| 46 | Jan. 13 | vs. VAN | 5-2 W | 18-21-7 | 43 |
| 47 | Jan. 15 | at QUE | 2-7 L | 18-22-7 | 43 |
| 48 | Jan. 18 | at MTL | 2-7 L | 18-23-7 | 43 |
| 49 | Jan. 20 | at PHI | 2-5 L | 18-24 | |

1981-82

| | DATE | OPP. | RESULT | RECORD | PTS |
|----|---------|---------|--------|----------|-----|
| 1 | Oct. 8 | vs. VAN | 1-1 T | 0-0-1 | 1 |
| 2 | Oct. 10 | at STL | 6-4 W | 1-0-1 | 3 |
| 3 | Oct. 11 | at CHI | 0-3 L | 1-1-1 | 3 |
| 4 | Oct. 13 | at LAK | 3-4 L | 1-2-1 | 3 |
| 5 | Oct. 15 | vs. WPG | 4-5 L | 1-3-1 | 3 |
| 6 | Oct. 16 | at EDM | 4-8 L | 1-4-1 | 3 |
| 7 | Oct. 20 | vs. EDM | 4-5 L | 1-5-1 | 3 |
| 8 | Oct. 22 | vs. PIT | 3-3 T | 1-5-2 | 4 |
| 9 | Oct. 24 | vs. HFD | 7-3 W | 2-5-2 | 6 |
| 10 | Oct. 28 | at MNS | 1-6 L | 2-6-2 | 6 |
| 11 | Oct. 29 | at DET | 4-12 L | 2-7-2 | 6 |
| 12 | Nov. 1 | at NYR | 2-4 L | 2-8-2 | 6 |
| 13 | Nov. 3 | at NYI | 2-2 T | 2-8-3 | 7 |
| 14 | Nov. 4 | at BUF | 3-3 T | 2-8-4 | 8 |
| 15 | Nov. 7 | at STL | 2-4 L | 2-9-4 | 8 |
| 16 | Nov. 8 | at CHI | 4-10 L | 2-10-4 | 8 |
| 17 | Nov. 10 | vs. STL | 0-7 L | 2-11-4 | 8 |
| 18 | Nov. 12 | vs. QUE | 3-2 W | 3-11-4 | 10 |
| 19 | Nov. 15 | vs. VAN | 4-7 L | 3-12-4 | 10 |
| 20 | Nov. 17 | vs. WPG | 6-4 W | 4-12-4 | 12 |
| 21 | Nov. 19 | vs. LAK | 6-3 W | 5-12-4 | 14 |
| 22 | Nov. 21 | vs. DET | 4-4 T | 5-12-5 | 15 |
| 23 | Nov. 24 | vs. CR | 9-2 W | 6-12-5 | 17 |
| 24 | Nov. 26 | vs. LAK | 7-1 W | 7-12-5 | 19 |
| 25 | Nov. 28 | vs. CHI | 4-4 T | 7-12-6 | 20 |
| 26 | Dec. 2 | at WSH | 3-9 L | 7-13-6 | 20 |
| 27 | Dec. 3 | at PHI | 1-6 L | 7-14-6 | 20 |
| 28 | Dec. 5 | at MTL | 7-4 W | 8-14-6 | 22 |
| 29 | Dec. 8 | at QUE | 7-4 W | 9-14-6 | 24 |
| 30 | Dec. 12 | vs. NYI | 3-3 T | 9-14-7 | 25 |
| 31 | Dec. 13 | at VAN | 7-6 W | 10-14-7 | 27 |
| 32 | Dec. 17 | vs. EDM | 4-5 L | 10-15-7 | 27 |
| 33 | Dec. 19 | vs. CR | 5-2 W | 11-15-7 | 29 |
| 34 | Dec. 20 | at EDM | 7-5 W | 12-15-7 | 31 |
| 35 | Dec. 23 | vs. MNS | 4-4 T | 12-15-8 | 32 |
| 36 | Dec. 26 | at CR | 3-6 L | 12-16-8 | 32 |
| 37 | Dec. 28 | vs. PHI | 4-7 L | 12-17-8 | 32 |
| 38 | Dec. 30 | vs. BOS | 2-4 L | 12-18-8 | 32 |
| 39 | Jan. 2 | at LAK | 5-5 T | 12-18-9 | 33 |
| 40 | Jan. 5 | vs. CR | 5-4 W | 13-18-9 | 35 |
| 41 | Jan. 7 | vs. TOR | 4-4 T | 13-18-10 | 36 |
| 42 | Jan. 9 | at EDM | 2-7 L | 13-19-10 | 36 |
| 43 | Jan. 10 | vs. EDM | 5-1 W | 14-19-10 | 38 |
| 44 | Jan. 13 | at VAN | 1-5 L | 14-20-10 | 38 |
| 45 | Jan. 14 | vs. LAK | 5-2 W | 15-20-10 | 40 |
| 46 | Jan. 16 | vs. PIT | 4-0 W | 16-20-10 | 42 |
| 47 | Jan. 17 | at CR | 5-3 W | 17-20-10 | 44 |
| 48 | Jan. 20 | at TOR | 4-4 T | 17-20-11 | 45 |
| 49 | Jan. 21 | at DET | 7-4 W | 18-20-11 | 47 |
| 50 | Jan. 23 | at MTL | 2-6 L | 18-21-11 | 47 |
| 51 | Jan. 25 | at BOS | 3-3 T | 18-21-12 | 48 |
| 52 | Jan. 27 | at HFD | 1-3 L | 18-22-12 | 48 |
| 53 | Jan. 30 | vs. BUF | 3-2 W | 19-22-12 | 50 |
| 54 | Feb. 2 | vs. MTL | 3-5 L | 19-23-12 | 50 |
| 55 | Feb. 4 | vs. NYR | 4-4 T | 19-23-13 | 51 |
| 56 | Feb. 5 | at WPG | 4-6 L | 19-24-13 | 51 |
| 57 | Feb. 7 | vs. TOR | 8-2 W | 20-24-13 | 53 |
| 58 | Feb. 11 | vs. WSH | 3-5 L | 20-25-13 | 53 |
| 59 | Feb. 13 | vs. BOS | 6-3 W | 21-25-13 | 55 |
| 60 | Feb. 16 | vs. HFD | 7-2 W | 22-25-13 | 57 |
| 61 | Feb. 18 | vs. MNS | 2-2 T | 22-25-14 | 58 |
| 62 | Feb. 20 | at LAK | 2-6 L | 22-26-14 | 58 |
| 63 | Feb. 23 | at VAN | 2-2 T | 22-26-15 | 59 |
| 64 | Feb. 25 | vs. VAN | 11-4 W | 23-26-15 | 61 |
| 65 | Feb. 27 | vs. PHI | 8-9 L | 23-27-15 | 61 |
| 66 | Mar. 2 | at NYI | 3-6 L | 23-28-15 | 61 |
| 67 | Mar. 3 | at NYR | 2-4 L | 23-29-15 | 61 |
| 68 | Mar. 5 | at WSH | 6-8 L | 23-30-15 | 61 |
| 69 | Mar. 7 | at PIT | 4-4 T | 23-30-16 | 62 |
| 70 | Mar. 9 | at QUE | 9-4 W | 24-30-16 | 64 |
| 71 | Mar. 11 | vs. VAN | 6-3 W | 25-30-16 | 66 |
| 72 | Mar. 13 | vs. BUF | 4-1 W | 26-30-16 | 68 |
| 73 | Mar. 17 | at LAK | 4-9 L | 26-31-16 | 68 |
| 74 | Mar. 19 | at EDM | 3-3 T | 26-31-17 | 69 |
| 75 | Mar. 20 | at CR | 4-2 W | 27-31-17 | 71 |
| 76 | Mar. 25 | vs. EDM | 2-7 L | 27-32-17 | 71 |
| 77 | Mar. 27 | at VAN | 2-7 L | 27-33-17 | 71 |
| 78 | Mar. 30 | vs. LAK | 7-5 W | 28-33-17 | 73 |
| 79 | Apr. 1 | vs. CR | 11-0 W | 29-33-17 | 75 |
| 80 | Apr. 3 | at CR | 1-3 L | 29-34-17 | 75 |

1980-81

| | DATE | OPP. | RESULT | RECORD | PTS |
|----|---------|---------|--------|----------|-----|
| 1 | Oct. 9 | vs. QUE | 5-5 T | 0-0-1 | 1 |
| 2 | Oct. 11 | at CR | 2-6 L | 0-1-1 | 1 |
| 3 | Oct. 12 | at CHI | 3-3 T | 0-1-2 | 2 |
| 4 | Oct. 14 | vs. LAK | 4-2 W | 1-1-2 | 4 |
| 5 | Oct. 16 | vs. BOS | 2-1 W | 2-1-2 | 6 |
| 6 | Oct. 18 | vs. MNS | 6-2 W | 3-1-2 | 8 |
| 7 | Oct. 22 | at EDM | 3-5 L | 3-2-2 | 8 |
| 8 | Oct. 23 | vs. TOR | 4-5 L | 3-3-2 | 8 |
| 9 | Oct. 25 | at PIT | 8-2 W | 4-3-2 | 10 |
| 10 | Oct. 28 | at PHI | 0-8 L | 4-4-2 | 10 |
| 11 | Oct. 30 | at BOS | 3-1 W | 5-4-2 | 12 |
| 12 | Nov. 1 | at STL | 3-2 W | 6-4-2 | 14 |
| 13 | Nov. 2 | at MNS | 3-8 L | 6-5-2 | 14 |
| 14 | Nov. 5 | at WPG | 5-5 T | 6-5-3 | 15 |
| 15 | Nov. 8 | vs. STL | 4-2 W | 7-5-3 | 17 |
| 16 | Nov. 11 | vs. NYR | 7-3 W | 8-5-3 | 19 |
| 17 | Nov. 13 | vs. CHI | 4-4 T | 8-5-4 | 20 |
| 18 | Nov. 16 | vs. CR | 3-4 L | 8-6-4 | 20 |
| 19 | Nov. 20 | at WSH | 2-4 L | 8-7-4 | 20 |
| 20 | Nov. 22 | at QUE | 3-3 T | 8-7-5 | 21 |
| 21 | Nov. 25 | at MTL | 5-4 W | 9-7-5 | 23 |
| 22 | Nov. 27 | at BUF | 3-6 L | 9-8-5 | 23 |
| 23 | Nov. 29 | at STL | 3-9 L | 9-9-5 | 23 |
| 24 | Nov. 30 | at WPG | 4-1 W | 10-9-5 | 25 |
| 25 | Dec. 4 | vs. WPG | 3-1 W | 11-9-5 | 27 |
| 26 | Dec. 6 | vs. HFD | 3-5 L | 11-10-5 | 27 |
| 27 | Dec. 8 | at LAK | 4-2 W | 12-10-5 | 29 |
| 28 | Dec. 11 | vs. BUF | 8-4 W | 13-10-5 | 31 |
| 29 | Dec. 13 | vs. NYI | 4-4 T | 13-10-6 | 32 |
| 30 | Dec. 18 | vs. MTL | 0-4 L | 13-11-6 | 32 |
| 31 | Dec. 20 | vs. PIT | 3-3 T | 13-11-7 | 33 |
| 32 | Dec. 22 | at NYR | 3-2 W | 14-11-7 | 35 |
| 33 | Dec. 23 | at NYI | 2-2 T | 14-11-8 | 36 |
| 34 | Dec. 26 | at CR | 2-5 L | 14-12-8 | 36 |
| 35 | Dec. 27 | vs. PHI | 2-1 W | 15-12-8 | 38 |
| 36 | Dec. 30 | vs. EDM | 5-3 W | 16-12-8 | 40 |
| 37 | Jan. 2 | vs. LAK | 7-6 W | 17-12-8 | 42 |
| 38 | Jan. 4 | vs. TOR | 8-5 W | 18-12-8 | 44 |
| 39 | Jan. 5 | at LAK | 2-5 L | 18-13-8 | 44 |
| 40 | Jan. 8 | vs. WSH | 6-0 W | 19-13-8 | 46 |
| 41 | Jan. 10 | at DET | 1-4 L | 19-14-8 | 46 |
| 42 | Jan. 11 | at CHI | 1-2 L | 19-15-8 | 46 |
| 43 | Jan. 13 | vs. NYR | 4-4 T | 19-15-9 | 47 |
| 44 | Jan. 15 | vs. DET | 10-0 W | 20-15-9 | 49 |
| 45 | Jan. 17 | vs. WPG | 4-2 W | 21-15-9 | 51 |
| 46 | Jan. 19 | at NYR | 3-6 L | 21-16-9 | 51 |
| 47 | Jan. 20 | at NYI | 0-5 L | 21-17-9 | 51 |
| 48 | Jan. 23 | at HFD | 4-2 W | 22-17-9 | 53 |
| 49 | Jan. 24 | at PIT | 3-4 L | 22-18-9 | 53 |
| 50 | Jan. 26 | at MNS | 2-3 L | 22-19-9 | 53 |
| 51 | Jan. 29 | vs. MTL | 4-4 T | 22-19-10 | 54 |
| 52 | Jan. 31 | vs. CHI | 3-3 T | 22-19-11 | 55 |
| 53 | Feb. 1 | at VAN | 2-6 L | 22-20-11 | 55 |
| 54 | Feb. 5 | vs. WSH | 5-2 W | 23-20-11 | 57 |
| 55 | Feb. 7 | vs. PIT | 5-4 W | 24-20-11 | 59 |
| 56 | Feb. 8 | at EDM | 10-4 W | 25-20-11 | 61 |
| 57 | Feb. 12 | vs. QUE | 5-3 W | 26-20-11 | 63 |
| 58 | Feb. 14 | vs. BUF | 4-4 T | 26-20-12 | 64 |
| 59 | Feb. 17 | vs. STL | 2-5 L | 26-21-12 | 64 |
| 60 | Feb. 19 | vs. PHI | 5-4 W | 27-21-12 | 66 |
| 61 | Feb. 21 | vs. BOS | 7-2 W | 28-21-12 | 68 |
| 62 | Feb. 22 | at VAN | 5-3 W | 29-21-12 | 70 |
| 63 | Feb. 25 | vs. NYI | 11-4 W | 30-21-12 | 72 |
| 64 | Feb. 27 | vs. HFD | 5-1 W | 31-21-12 | 74 |
| 65 | Mar. 3 | at WSH | 6-3 W | 32-21-12 | 76 |
| 66 | Mar. 4 | at BUF | 0-4 L | 32-22-12 | 76 |
| 67 | Mar. 7 | at TOR | 6-4 W | 33-22-12 | 78 |
| 68 | Mar. 8 | at HFD | 5-4 W | 34-22-12 | 80 |
| 69 | Mar. 10 | vs. VAN | 11-2 W | 35-22-12 | 82 |
| 70 | Mar. 12 | vs. MNS | 6-3 W | 36-22-12 | 84 |
| 71 | Mar. 15 | vs. EDM | 3-3 T | 36-22-13 | 85 |
| 72 | Mar. 19 | at DET | 6-3 W | 37-22-13 | 87 |
| 73 | Mar. 21 | at BOS | 3-4 L | 37-23-13 | 87 |
| 74 | Mar. 22 | at PHI | 2-6 L | 37-24-13 | 87 |
| 75 | Mar. 25 | at QUE | 2-4 L | 37-25-13 | 87 |
| 76 | Mar. 26 | at MTL | 2-8 L | 37-26-13 | 87 |
| 77 | Mar. 28 | at TOR | 5-9 L | 37-27-13 | 87 |
| 78 | Mar. 31 | vs. DET | 5-5 T | 37-27-14 | 88 |
| 79 | Apr. 2 | vs. CR | 5-3 W | 38-27-14 | 90 |
| 80 | Apr. 4 | vs. VAN | 6-5 W | 39-27-14 | 92 |

1979-80

| | DATE | OPP. | RESULT | RECORD | PTS |
|----|---------|---------|--------|---------|-----|
| 1 | Oct. 10 | at QUE | 5-3 W | 1-0-0 | 2 |
| 2 | Oct. 11 | at MTL | 1-3 L | 1-1-0 | 2 |
| 3 | Oct. 13 | vs. PHI | 9-2 W | 2-1-0 | 4 |
| 4 | Oct. 16 | at NYI | 1-5 L | 2-2-0 | 4 |
| 5 | Oct. 18 | at PHI | 2-6 L | 2-3-0 | 4 |
| 6 | Oct. 20 | vs. CHI | 2-2 T | 2-3-1 | 5 |
| 7 | Oct. 23 | vs. MTL | 3-5 L | 2-4-1 | 5 |
| 8 | Oct. 26 | vs. EDM | 7-3 W | 3-4-1 | 7 |
| 9 | Oct. 27 | at STL | 3-0 W | 4-4-1 | 9 |
| 10 | Oct. 30 | vs. CR | 3-1 W | 5-4-1 | 11 |
| 11 | Nov. 2 | vs. QUE | 4-4 T | 5-4-2 | 12 |
| 12 | Nov. 3 | at PIT | 3-3 T | 5-4-3 | 13 |
| 13 | Nov. 6 | vs. WPG | 8-0 W | 6-4-3 | 15 |
| 14 | Nov. 9 | vs. NYI | 5-2 W | 7-4-3 | 17 |
| 15 | Nov. 11 | at BOS | 3-6 L | 7-5-3 | 17 |
| 16 | Nov. 13 | vs. VAN | 3-5 L | 7-6-3 | 17 |
| 17 | Nov. 15 | at BUF | 1-5 L | 7-7-3 | 17 |
| 18 | Nov. 16 | vs. NYR | 4-2 W | 8-7-3 | 19 |
| 19 | Nov. 18 | at WSH | 4-2 W | 9-7-3 | 21 |
| 20 | Nov. 21 | vs. DET | 4-1 W | 10-7-3 | 23 |
| 21 | Nov. 23 | vs. PIT | 4-1 W | 11-7-3 | 25 |
| 22 | Nov. 25 | at HFD | 2-4 L | 11-8-3 | 25 |
| 23 | Nov. 27 | vs. TOR | 3-5 L | 11-9-3 | 25 |
| 24 | Dec. 4 | vs. LAK | 2-6 L | 11-10-3 | 25 |
| 25 | Dec. 5 | at BUF | 1-6 L | 11-11-3 | 25 |
| 26 | Dec. 8 | at MNS | 1-4 L | 11-12-3 | 25 |
| 27 | Dec. 9 | at WPG | 5-4 W | 12-12-3 | 27 |
| 28 | Dec. 12 | at EDM | 5-5 T | 12-12-4 | 28 |
| 29 | Dec. 14 | vs. MNS | 3-2 W | 13-12-4 | 30 |
| 30 | Dec. 15 | at TOR | 1-8 L | 13-13-4 | 30 |
| 31 | Dec. 21 | vs. STL | 1-5 L | 13-14-4 | 30 |
| 32 | Dec. 22 | at STL | 7-3 W | 14-14-4 | 32 |
| 33 | Dec. 26 | vs. BOS | 3-5 L | 14-15-4 | 32 |
| 34 | Dec. 28 | vs. PIT | 2-4 L | 14-16-4 | 32 |
| 35 | Dec. 29 | at PIT | 2-3 L | 14-17-4 | 32 |
| 36 | Jan. 4 | vs. DET | 3-6 L | 14-18-4 | 32 |
| 37 | Oct. 6 | at NYR | 5-5 T | 14-18-5 | 33 |
| 38 | Jan. 08 | vs. WPG | 2-0 W | 15-18-5 | 35 |
| 39 | Jan. 11 | vs. QUE | 4-3 W | 16-18-5 | 37 |
| 40 | Jan. 12 | at BOS | 3-5 L | 16-19-5 | 37 |
| 41 | Jan. 14 | at MTL | 2-3 L | 16-20-5 | 37 |
| 42 | Jan. 16 | at VAN | 5-3 W | 17-20-5 | 39 |
| 43 | Jan. 17 | at CR | 4-1 W | 18-20-5 | 41 |
| 44 | Jan. 19 | at LAK | 4-2 W | 19-20-5 | 43 |
| 45 | Jan. 21 | vs. BUF | 3-3 T | 19-20-6 | 44 |
| 46 | Jan. 22 | vs. TOR | 2-4 L | 19-21-6 | 44 |
| 47 | Jan. 25 | vs. CHI | 4-4 T | 19-21-7 | 45 |
| 48 | Jan. 26 | at DET | 4-3 W | 20-21-7 | 47 |
| 49 | Jan. 28 | at HFD | 1-6 L | 20-22-7 | 47 |
| 50 | | | | | |

1972-73

| | DATE | OPP. | RESULT | RECORD | PTS |
|----|---------|---------|--------|----------|-----|
| 1 | Oct. 7 | at NYI | 3-2 W | 1-0-0 | 2 |
| 2 | Oct. 8 | at BUF | 3-5 L | 1-1-0 | 2 |
| 3 | Oct. 11 | at CHI | 1-4 L | 1-2-0 | 2 |
| 4 | Oct. 12 | at MTL | 0-3 L | 1-3-0 | 2 |
| 5 | Oct. 14 | vs. BUF | 1-1 T | 1-3-1 | 3 |
| 6 | Oct. 18 | vs. MNS | 0-6 L | 1-4-1 | 3 |
| 7 | Oct. 21 | at MNS | 3-2 W | 2-4-1 | 5 |
| 8 | Oct. 22 | at BUF | 2-7 L | 2-5-1 | 5 |
| 9 | Oct. 25 | at CAL | 4-3 W | 3-5-1 | 7 |
| 10 | Oct. 26 | at LAK | 1-3 L | 3-6-1 | 7 |
| 11 | Oct. 28 | at VAN | 2-1 W | 4-6-1 | 9 |
| 12 | Nov. 1 | at DET | 4-2 W | 5-6-1 | 11 |
| 13 | Nov. 2 | vs. MTL | 1-6 L | 5-7-1 | 11 |
| 14 | Nov. 5 | vs. TOR | 2-2 T | 5-7-2 | 12 |
| 15 | Nov. 8 | vs. LAK | 3-3 T | 5-7-3 | 13 |
| 16 | Nov. 10 | vs. MNS | 5-1 W | 6-7-3 | 15 |
| 17 | Nov. 12 | vs. VAN | 3-1 W | 7-7-3 | 17 |
| 18 | Nov. 15 | at TOR | 1-2 L | 7-8-3 | 17 |
| 19 | Nov. 16 | vs. NYI | 4-0 W | 8-8-3 | 19 |
| 20 | Nov. 18 | at PIT | 1-6 L | 8-9-3 | 19 |
| 21 | Nov. 19 | vs. PHI | 3-2 W | 9-9-3 | 21 |
| 22 | Nov. 21 | vs. NYR | 1-3 L | 9-10-3 | 21 |
| 23 | Nov. 24 | vs. BOS | 0-4 L | 9-11-3 | 21 |
| 24 | Nov. 26 | vs. PIT | 6-2 W | 10-11-3 | 23 |
| 25 | Nov. 29 | at MNS | 0-5 L | 10-12-3 | 23 |
| 26 | Nov. 30 | at PHI | 5-5 T | 10-12-4 | 24 |
| 27 | Dec. 2 | at MTL | 4-4 T | 10-12-5 | 25 |
| 28 | Dec. 3 | at NYR | 2-3 L | 10-13-5 | 25 |
| 29 | Dec. 7 | vs. VAN | 5-2 W | 11-13-5 | 27 |
| 30 | Dec. 9 | at STL | 1-2 L | 11-14-5 | 27 |
| 31 | Dec. 10 | vs. STL | 4-5 L | 11-15-5 | 27 |
| 32 | Dec. 13 | at DET | 2-0 W | 12-15-5 | 29 |
| 33 | Dec. 16 | at PIT | 3-5 L | 12-16-5 | 29 |
| 34 | Dec. 17 | vs. NYI | 4-0 W | 13-16-5 | 31 |
| 35 | Dec. 20 | vs. TOR | 5-3 W | 14-16-5 | 33 |
| 36 | Dec. 21 | at NYR | 5-2 W | 15-16-5 | 35 |
| 37 | Dec. 23 | at BOS | 1-3 L | 15-17-5 | 35 |
| 38 | Dec. 27 | vs. BOS | 1-3 L | 15-18-5 | 35 |
| 39 | Dec. 30 | at MTL | 1-1 T | 15-18-6 | 36 |
| 40 | Jan. 2 | at NYI | 6-1 W | 16-18-6 | 38 |
| 41 | Jan. 3 | vs. PHI | 1-3 L | 16-19-6 | 38 |
| 42 | Jan. 6 | at STL | 2-2 T | 16-19-7 | 39 |
| 43 | Jan. 7 | vs. VAN | 5-2 W | 17-19-7 | 41 |
| 44 | Jan. 10 | vs. CHI | 5-2 W | 18-19-7 | 43 |
| 45 | Jan. 12 | vs. TOR | 1-0 W | 19-19-7 | 45 |
| 46 | Jan. 14 | vs. LAK | 4-1 W | 20-19-7 | 47 |
| 47 | Jan. 17 | at STL | 3-3 T | 20-19-8 | 48 |
| 48 | Jan. 19 | vs. STL | 1-2 L | 20-20-8 | 48 |
| 49 | Jan. 21 | vs. MTL | 2-3 L | 20-21-8 | 48 |
| 50 | Jan. 24 | vs. CAL | 2-5 L | 20-22-8 | 48 |
| 51 | Jan. 26 | vs. LAK | 3-3 T | 20-22-9 | 49 |
| 52 | Jan. 28 | at BUF | 8-5 W | 21-22-9 | 51 |
| 53 | Feb. 1 | vs. MNS | 3-1 W | 22-22-9 | 53 |
| 54 | Feb. 3 | at DET | 0-1 L | 22-23-9 | 53 |
| 55 | Feb. 4 | at NYR | 0-6 L | 22-24-9 | 53 |
| 56 | Feb. 7 | vs. DET | 3-5 L | 22-25-9 | 53 |
| 57 | Feb. 9 | vs. CHI | 3-4 L | 22-26-9 | 53 |
| 58 | Feb. 11 | vs. CAL | 3-1 W | 23-26-9 | 55 |
| 59 | Feb. 14 | at CAL | 3-3 T | 23-26-10 | 56 |
| 60 | Feb. 16 | at VAN | 0-5 L | 23-27-10 | 56 |
| 61 | Feb. 17 | at LAK | 3-3 T | 23-27-11 | 57 |
| 62 | Feb. 21 | at TOR | 2-2 T | 23-27-12 | 58 |
| 63 | Feb. 25 | at CHI | 2-4 L | 23-28-12 | 58 |
| 64 | Mar. 1 | vs. BUF | 4-4 T | 23-28-13 | 59 |
| 65 | Mar. 3 | at MNS | 0-3 L | 23-29-13 | 59 |
| 66 | Mar. 4 | vs. CAL | 3-2 W | 24-29-13 | 61 |
| 67 | Mar. 7 | vs. DET | 2-5 L | 24-30-13 | 61 |
| 68 | Mar. 9 | vs. BOS | 2-3 L | 24-31-13 | 61 |
| 69 | Mar. 10 | at PHI | 1-2 L | 24-32-13 | 61 |
| 70 | Mar. 14 | vs. STL | 1-1 T | 24-32-14 | 62 |
| 71 | Mar. 17 | vs. CHI | 3-2 W | 25-32-14 | 64 |
| 72 | Mar. 18 | at BOS | 1-7 L | 25-33-14 | 64 |
| 73 | Mar. 22 | vs. NYR | 1-4 L | 25-34-14 | 64 |
| 74 | Mar. 24 | at CHI | 0-7 L | 25-35-14 | 64 |
| 75 | Mar. 25 | vs. PIT | 2-4 L | 25-36-14 | 64 |
| 76 | Mar. 28 | at PIT | 3-6 L | 25-37-14 | 64 |
| 77 | Mar. 29 | at PHI | 2-4 L | 25-38-14 | 64 |
| 78 | Apr. 1 | vs. NYI | 4-4 T | 25-38-15 | 65 |

2017-18 RESULTS





2017-18 NHL STATISTICS

WESTERN CONFERENCE

CENTRAL

| RANK | TEAM | DIV | GP | W | L | OT | P | ROW | GF | GA | DIFF | HOME | AWAY | S/O |
|------|---------------|-----|----|----|----|----|-----|-----|-----|-----|------|--------|---------|-----|
| 1 | p - Nashville | C | 82 | 53 | 18 | 11 | 117 | 47 | 267 | 211 | 56 | 28-9-4 | 25-9-7 | 6-7 |
| 2 | x - Winnipeg | C | 82 | 52 | 20 | 10 | 114 | 48 | 277 | 218 | 59 | 32-7-2 | 20-13-8 | 4-2 |
| 3 | x - Minnesota | C | 82 | 45 | 26 | 11 | 101 | 42 | 253 | 232 | 21 | 27-6-8 | 18-20-3 | 3-3 |

PACIFIC

| RANK | TEAM | DIV | GP | W | L | OT | P | ROW | GF | GA | DIFF | HOME | AWAY | S/O |
|------|--------------|-----|----|----|----|----|-----|-----|-----|-----|------|---------|---------|-----|
| 1 | y - Vegas | P | 82 | 51 | 24 | 7 | 109 | 47 | 272 | 228 | 44 | 29-10-2 | 22-14-5 | 4-3 |
| 2 | x - Anaheim | P | 82 | 44 | 25 | 13 | 101 | 40 | 235 | 216 | 19 | 26-10-5 | 18-15-8 | 4-7 |
| 3 | x - San Jose | P | 82 | 45 | 27 | 10 | 100 | 40 | 252 | 229 | 23 | 25-13-3 | 20-14-7 | 5-3 |

WILD CARD

| RANK | TEAM | DIV | GP | W | L | OT | P | ROW | GF | GA | DIFF | HOME | AWAY | S/O |
|------|-----------------|-----|----|----|----|----|----|-----|-----|-----|------|---------|---------|-----|
| 1 | x - Los Angeles | P | 82 | 45 | 29 | 8 | 98 | 43 | 239 | 203 | 36 | 23-15-3 | 22-14-5 | 2-1 |
| 2 | x - Colorado | C | 82 | 43 | 30 | 9 | 95 | 41 | 257 | 237 | 20 | 28-11-2 | 15-19-7 | 2-1 |
| 3 | St. Louis | C | 82 | 44 | 32 | 6 | 94 | 41 | 226 | 222 | 4 | 24-17-0 | 20-15-6 | 3-0 |
| 4 | Dallas | C | 82 | 42 | 32 | 8 | 92 | 38 | 235 | 225 | 10 | 26-12-3 | 16-20-5 | 4-3 |
| 5 | Calgary | P | 82 | 37 | 35 | 10 | 84 | 35 | 218 | 248 | -30 | 17-20-4 | 20-15-6 | 2-5 |
| 6 | Edmonton | P | 82 | 36 | 40 | 6 | 78 | 31 | 234 | 263 | -29 | 19-18-4 | 17-22-2 | 5-1 |
| 7 | Chicago | C | 82 | 33 | 39 | 10 | 76 | 32 | 229 | 256 | -27 | 18-18-5 | 15-21-5 | 1-2 |
| 8 | Vancouver | P | 82 | 31 | 40 | 11 | 73 | 31 | 218 | 264 | -46 | 16-18-7 | 15-22-4 | 0-5 |
| 9 | Arizona | P | 82 | 29 | 41 | 12 | 70 | 27 | 208 | 256 | -48 | 16-21-4 | 13-20-8 | 2-5 |

EASTERN CONFERENCE

ATLANTIC

| RANK | TEAM | DIV | GP | W | L | OT | P | ROW | GF | GA | DIFF | HOME | AWAY | S/O |
|------|---------------|-----|----|----|----|----|-----|-----|-----|-----|------|---------|---------|-----|
| 1 | z - Tampa Bay | A | 82 | 54 | 23 | 5 | 113 | 48 | 296 | 236 | 60 | 29-10-2 | 25-13-3 | 6-2 |
| 2 | x - Boston | A | 82 | 50 | 20 | 12 | 112 | 47 | 270 | 214 | 56 | 28-8-5 | 22-12-7 | 3-3 |
| 3 | x - Toronto | A | 82 | 49 | 26 | 7 | 105 | 42 | 277 | 232 | 45 | 29-10-2 | 20-16-5 | 7-2 |

METROPOLITAN

| RANK | TEAM | DIV | GP | W | L | OT | P | ROW | GF | GA | DIFF | HOME | AWAY | S/O |
|------|------------------|-----|----|----|----|----|-----|-----|-----|-----|------|---------|---------|-----|
| 1 | y - Washington | M | 82 | 49 | 26 | 7 | 105 | 46 | 259 | 239 | 20 | 28-11-2 | 21-15-5 | 3-1 |
| 2 | x - Pittsburgh | M | 82 | 47 | 29 | 6 | 100 | 45 | 272 | 250 | 22 | 30-9-2 | 17-20-4 | 2-2 |
| 3 | x - Philadelphia | M | 82 | 42 | 26 | 14 | 98 | 40 | 251 | 243 | 8 | 22-13-6 | 20-13-8 | 2-7 |

WILD CARD

| RANK | TEAM | DIV | GP | W | L | OT | P | ROW | GF | GA | DIFF | HOME | AWAY | S/O |
|------|----------------|-----|----|----|----|----|----|-----|-----|-----|------|---------|---------|-----|
| 1 | x - Columbus | M | 82 | 45 | 30 | 7 | 97 | 39 | 242 | 230 | 12 | 26-12-3 | 19-18-4 | 6-4 |
| 2 | x - New Jersey | M | 82 | 44 | 29 | 9 | 97 | 39 | 248 | 244 | 4 | 23-14-4 | 21-15-5 | 5-4 |
| 3 | Florida | A | 82 | 44 | 30 | 8 | 96 | 41 | 248 | 246 | 2 | 27-11-3 | 17-19-5 | 3-3 |
| 4 | Carolina | M | 82 | 36 | 35 | 11 | 83 | 33 | 228 | 256 | -28 | 19-16-6 | 17-19-5 | 3-3 |
| 5 | NY Islanders | M | 82 | 35 | 37 | 10 | 80 | 32 | 264 | 296 | -32 | 19-18-4 | 16-19-6 | 3-3 |
| 6 | NY Rangers | M | 82 | 34 | 39 | 9 | 77 | 31 | 231 | 268 | -37 | 21-16-4 | 13-23-5 | 3-5 |
| 7 | Detroit | A | 82 | 30 | 39 | 13 | 73 | 25 | 217 | 255 | -38 | 16-16-9 | 14-23-4 | 5-1 |
| 8 | Montréal | A | 82 | 29 | 40 | 13 | 71 | 27 | 209 | 264 | -55 | 18-14-9 | 11-26-4 | 2-6 |
| 9 | Ottawa | A | 82 | 28 | 43 | 11 | 67 | 26 | 221 | 291 | -70 | 16-19-6 | 12-24-5 | 2-7 |
| 10 | Buffalo | A | 82 | 25 | 45 | 12 | 62 | 24 | 199 | 280 | -81 | 11-25-5 | 14-20-7 | 1-2 |

x - clinched playoff spot y - clinched division z - clinched conference p - clinched Presidents' Trophy

2017-18 FLAMES HIGHS & LOWS - TEAM

MOST RECENT LISTED

LONGEST STREAKS

WINNING: 7 games

Dec. 31 – Jan. 14

HOME WINNING: 3 games (2x)

Dec. 31 – Jan. 6

ROAD WINNING: 4 games (2x)

Jan. 9 – Jan. 14

LOSING (REGULATION): 7 games

Mar. 16 – Mar. 29

HOME LOSING (REGULATION): 4 games

Oct. 13 – Oct. 27

ROAD LOSING (REGULATION): 5 games

Mar. 18 – Apr. 5

MOST GOALS

FOR, ONE GAME: 7 goals (2x)

Apr. 7 (CGY 7 vs. VGK 1)

FOR, ONE HOME GAME: 7 goals (2x)

Apr. 7 (CGY 7 vs. VGK 1)

FOR, ONE ROAD GAME: 6 goals

Dec. 17 (CGY 6 @ VAN 1)

AGAINST, ONE GAME: 8 goals

Nov. 15 (DET 8 vs. CGY 2)

AGAINST, ONE HOME GAME: 7 goals (3x)

Mar. 16 (SJS 7 @ CGY 4)

AGAINST, ONE ROAD GAME: 8 goals

Nov. 15 (DET 8 vs. CGY 2)

TOTAL GOALS, ONE GAME: 12 goals

Dec. 2 (EDM 7 @ CGY 5)

FOR, ONE PERIOD: 5 goals

Nov. 13 (CGY 7 vs. STL 4) 3rd period

AGAINST, ONE PERIOD: 4 goals (5x)

Mar. 18 (VGK 4 vs. CGY 0) 2nd period

LARGEST

WINNING MARGIN: 6 goals

Apr. 7 (CGY 7 vs. VGK 1)

LOSING MARGIN: 6 goals (2x)

Nov. 15 (DET 8 vs. CGY 2)

MOST SHOTS, GAME

FOR: 52 shots

Mar. 11 (NYI 5 @ CGY 2)

FOR, ONE HOME GAME: 52 shots

Mar. 11 (NYI 5 @ CGY 2)

FOR, ONE ROAD GAME: 48 shots

Dec. 6 (TOR 2 vs. CGY 1 (SO))

AGAINST: 45 shots (2x)

Oct. 11 (CGY 4 @ LAK 3)

AGAINST, ONE HOME GAME: 44 shots

Nov. 2 (CGY 2 vs. PIT 1 (OT))

AGAINST, ONE ROAD GAME: 45 shots (2x)

Oct. 11 (CGY 4 @ LAK 3)

MOST SHOTS, PERIOD

FOR: 21 shots (2x)

Feb. 9 (NYR 4 vs. CGY 3) 2nd period

FOR, ONE HOME PERIOD: 21 shots

Dec. 4 (PHI 5 @ CGY 2) 2nd period

FOR, ONE ROAD PERIOD: 21 shots

Feb. 9 (NYR 4 vs. CGY 3) 2nd period

AGAINST: 21 shots

Nov. 9 (CGY 6 vs. DET 3) 2nd period

AGAINST, ONE HOME PERIOD: 21 shots

Nov. 9 (CGY 6 vs. DET 3) 2nd period

AGAINST, ONE ROAD PERIOD: 20 shots (3x)

Feb. 9 (NYR 4 vs. CGY 3) 1st period

FEWEST SHOTS, GAME

FOR: 20 shots (2x)

Mar. 31 (CGY 3 vs. EDM 2)

FOR, ONE HOME GAME: 20 shots (2x)

Mar. 31 (CGY 3 vs. EDM 2)

FOR, ONE ROAD GAME: 22 shots

Nov. 22 (CBJ 1 vs. CGY 0)

AGAINST: 16 shots

Mar. 21 (ANA 4 @ CGY 0)

AGAINST, ONE HOME GAME: 16 shots

Mar. 21 (ANA 4 @ CGY 0)

AGAINST, ONE ROAD GAME: 17 shots

Dec. 17 (CGY 6 @ VAN 1)

FEWEST SHOTS, PERIOD

FOR: 1 shot

Feb. 8 (CGY 3 @ NJD 2) 3rd period

FOR, ONE HOME PERIOD: 4 shots

Feb. 19 (BOS 2 @ CGY 1 (OT)) 1st period

FOR, ONE ROAD PERIOD: 1 shot

Feb. 8 (CGY 3 @ NJD 2) 3rd period

AGAINST: 3 shots

Feb. 3 (CGY 4 vs. CHI 3 (OT)) 3rd period

AGAINST, ONE HOME PERIOD: 3 shots

Feb. 3 (CGY 4 vs. CHI 3 (OT)) 3rd period

AGAINST, ONE ROAD PERIOD: 4 shots (3x)

Dec. 17 (CGY 6 @ VAN 1) 3rd period

MOST POWER PLAY GOALS

FOR, ONE GAME: 3 goals

Nov. 18 (CGY 5 @ PHI 4 (OT))

AGAINST, ONE GAME: 4 goals

Nov. 15 (DET 8 vs. CGY 2)

TOTAL, ONE GAME: 5 goals

Nov. 15 (DET 8 vs. CGY 2) (1 PPGF, 4 PPGA)

MOST SHORT-HANDED GOALS

FOR, ONE GAME: 1 goal (7x)

Apr. 7 (CGY 7 vs. VGK 1) Mark Jankowski

AGAINST, ONE GAME: 1 goal (7x)

Mar. 24 (SJS 5 vs. CGY 1) Evander Kane

TOTAL, ONE GAME: 2 goals

Dec. 2 (EDM 7 @ CGY 5) Michael Frolik,
Mark Letestu (1 SHGF, 1 SHGA)

2017-18 FLAMES HIGHS & LOWS - INDIVIDUAL

MOST RECENT LISTED

MOST CONSECUTIVE GAMES

SCORING GOALS: 6 games

Johnny Gaudreau, Nov. 7 – Nov. 20
(7 goals)

REGISTERING ASSISTS: 6 games (2x)

Sean Monahan, Dec. 31 – Jan. 12
(6 assists)

SCORING POINTS: 10 games

Johnny Gaudreau, Oct. 27 – Nov. 20
(8 goals, 11 assists)

MOST

GAMES PLAYED: 82 games (5x)

Mikael Backlund, Dougie Hamilton,
Mark Giordano, Sam Bennett,
Michael Stone

GOALS: 31 goals

Sean Monahan

GOALS, ONE GAME: 4 goals

Mark Jankowski, Apr. 7 (CGY 7 vs. VGK 3)

ASSISTS: 60 assists

Johnny Gaudreau

ASSISTS, ONE GAME: 3 assists (3x)

Johnny Gaudreau, Jan. 9
(CGY 3 @ MIN 2 (OT))

POINTS: 84 points

Johnny Gaudreau (24 goals, 60 assists)

POINTS, ONE GAME: 4 points (5x)

Mark Jankowski (4g),
Apr. 9 (CGY 7 vs. VGK 3)

PENALTY MINUTES: 88 minutes

Garnet Hathaway

PENALTY MINUTES, ONE GAME: 20 minutes

Mark Giordano,
Jan. 14 (CGY 4 @ CAR 1)

POWER PLAY GOALS: 10 goals

Matthew Tkachuk

GAME WINNING GOALS: 11 goals

Sean Monahan

GAME WINNING SHOOT-OUT GOALS: 2 goals

Matthew Tkachuk

OVERTIME GOALS: 3 goals

Sean Monahan

SHORT-HANDED GOALS: 2 goals (2x)

Mark Jankowski, Michael Frolik

SHOTS: 270 shots

Dougie Hamilton

SHOTS, ONE GAME: 9 shots

Johnny Gaudreau,
Feb. 11 (CGY 3 @ NYI 2)

FASTEST OPENING GOAL

FOR: 0:18

Michael Frolik, Feb. 24
(CGY 5 vs. COL 1)

AGAINST: 0:27

Riley Nash, Feb. 13
(BOS 5 vs. CGY 2)

FASTEST OPENING GOAL OTHER THAN 1ST PERIOD

FOR: 0:16

Mikael Backlund, Oct. 7
(CGY 6 vs. WPG 3) 3rd period

AGAINST: 0:12

Alex Killorn, Feb. 1
(TBL 7 @ CGY 4) 3rd period

2017-18 FLAMES HIGHS & LOWS

FLAMES MONTH-BY-MONTH RECORD:

| MONTH | GP | W | L | OTL | L/SO | GF | GA | PTS |
|---------------|-----------|-----------|-----------|----------|----------|------------|------------|-----------|
| OCT. | 12 | 6 | 6 | 0 | 0 | 28 | 33 | 12 |
| NOV. | 13 | 8 | 4 | 1 | 0 | 45 | 43 | 17 |
| DEC. | 14 | 5 | 6 | 0 | 3 | 33 | 36 | 11 |
| JAN. | 11 | 6 | 1 | 2 | 2 | 31 | 25 | 16 |
| FEB. | 15 | 7 | 7 | 1 | 0 | 43 | 48 | 15 |
| MAR. | 14 | 4 | 9 | 1 | 0 | 25 | 50 | 9 |
| APR. | 3 | 1 | 2 | 0 | 0 | 10 | 6 | 2 |
| TOTALS | 82 | 37 | 35 | 5 | 5 | 218 | 248 | 84 |

FLAMES TEAM-BY-TEAM RECORD:

| HOME | | | | | | | | ROAD | | | | | | | | |
|------|----|----|-----|-----|-----|-----|-----|---------------|----|----|----|-----|-----|-----|-----|-----|
| GP | W | L | OTL | SOL | GF | GA | PTS | TEAM | GP | W | L | OTL | SOL | GF | GA | PTS |
| 2 | 1 | 1 | 0 | 0 | 3 | 6 | 2 | ANA | 2 | 1 | 1 | 0 | 0 | 3 | 2 | 2 |
| 2 | 1 | 1 | 0 | 0 | 4 | 4 | 2 | ARI | 2 | 1 | 1 | 0 | 0 | 7 | 7 | 2 |
| 1 | 0 | 0 | 1 | 0 | 1 | 2 | 1 | BOS | 1 | 0 | 1 | 0 | 0 | 2 | 5 | 0 |
| 1 | 0 | 0 | 1 | 0 | 1 | 2 | 1 | BUF | 1 | 1 | 0 | 0 | 0 | 5 | 1 | 2 |
| 1 | 0 | 1 | 0 | 0 | 1 | 2 | 0 | CAR | 1 | 1 | 0 | 0 | 0 | 4 | 1 | 2 |
| 1 | 0 | 1 | 0 | 0 | 1 | 5 | 0 | CBJ | 1 | 0 | 0 | 1 | 0 | 0 | 1 | 1 |
| 2 | 2 | 0 | 0 | 0 | 8 | 6 | 4 | CHI | 1 | 1 | 0 | 0 | 0 | 3 | 2 | 2 |
| 1 | 1 | 0 | 0 | 0 | 5 | 1 | 2 | COL | 2 | 1 | 1 | 0 | 0 | 5 | 7 | 2 |
| 1 | 0 | 1 | 0 | 0 | 1 | 2 | 0 | DAL | 2 | 0 | 2 | 0 | 0 | 4 | 8 | 0 |
| 1 | 1 | 0 | 0 | 0 | 6 | 3 | 2 | DET | 1 | 0 | 1 | 0 | 0 | 2 | 8 | 0 |
| 3 | 2 | 1 | 0 | 0 | 9 | 9 | 4 | EDM | 2 | 0 | 1 | 0 | 1 | 3 | 7 | 1 |
| 1 | 0 | 1 | 0 | 0 | 3 | 6 | 0 | FLA | 1 | 1 | 0 | 0 | 0 | 4 | 2 | 2 |
| 2 | 1 | 0 | 1 | 0 | 5 | 5 | 3 | LAK | 2 | 1 | 1 | 0 | 0 | 4 | 6 | 2 |
| 1 | 0 | 1 | 0 | 0 | 2 | 4 | 0 | MIN | 2 | 1 | 0 | 0 | 1 | 4 | 4 | 3 |
| 1 | 0 | 1 | 0 | 0 | 2 | 3 | 0 | MTL | 1 | 1 | 0 | 0 | 0 | 3 | 2 | 2 |
| 1 | 1 | 0 | 0 | 0 | 5 | 4 | 2 | NJD | 1 | 1 | 0 | 0 | 0 | 3 | 2 | 2 |
| 1 | 0 | 1 | 0 | 0 | 0 | 2 | 0 | NSH | 2 | 2 | 0 | 0 | 0 | 7 | 5 | 4 |
| 1 | 0 | 1 | 0 | 0 | 5 | 2 | 0 | NYI | 1 | 1 | 0 | 0 | 0 | 3 | 2 | 2 |
| 1 | 0 | 1 | 0 | 0 | 3 | 1 | 0 | NYR | 1 | 0 | 1 | 0 | 0 | 3 | 4 | 0 |
| 1 | 0 | 1 | 0 | 0 | 0 | 6 | 0 | OTT | 1 | 1 | 0 | 0 | 0 | 2 | 1 | 2 |
| 1 | 0 | 1 | 0 | 0 | 2 | 5 | 0 | PHI | 1 | 1 | 0 | 0 | 0 | 5 | 4 | 2 |
| 1 | 1 | 0 | 0 | 0 | 2 | 1 | 0 | PIT | 1 | 0 | 0 | 1 | 0 | 3 | 4 | 1 |
| 2 | 0 | 2 | 0 | 0 | 6 | 10 | 0 | SJS | 2 | 0 | 1 | 0 | 1 | 3 | 8 | 1 |
| 2 | 2 | 0 | 0 | 0 | 9 | 5 | 4 | STL | 1 | 0 | 1 | 0 | 0 | 2 | 5 | 0 |
| 1 | 0 | 1 | 0 | 0 | 4 | 7 | 0 | TBL | 1 | 1 | 0 | 0 | 0 | 5 | 1 | 2 |
| 1 | 0 | 1 | 0 | 0 | 1 | 4 | 0 | TOR | 1 | 0 | 0 | 0 | 1 | 1 | 2 | 1 |
| 2 | 1 | 1 | 0 | 0 | 7 | 7 | 2 | VAN | 2 | 2 | 0 | 0 | 0 | 11 | 3 | 4 |
| 2 | 1 | 1 | 0 | 0 | 9 | 5 | 2 | VGK | 2 | 0 | 2 | 0 | 0 | 3 | 11 | 0 |
| 2 | 1 | 0 | 0 | 1 | 7 | 5 | 3 | WPG | 1 | 0 | 1 | 0 | 0 | 1 | 2 | 0 |
| 1 | 1 | 0 | 0 | 0 | 2 | 1 | 2 | WSH | 1 | 1 | 0 | 0 | 0 | 4 | 1 | 2 |
| 41 | 17 | 20 | 3 | 1 | 109 | 130 | 38 | TOTALS | 41 | 20 | 15 | 2 | 4 | 109 | 118 | 46 |


2017-18 FLAMES SCORING SUMMARY

| REGULAR SEASON | | | | | | | | | | | | | | | | | |
|----------------|-------------------|-----|----|----|----|----|-----|-----|----|----|----|----|-----|------|-------|-------|-------|
| RANK | PLAYER | POS | GP | G | A | P | +/- | PIM | PP | SH | GW | OT | S | S% | TOI/G | SFT/G | FO% |
| 1 | Johnny Gaudreau | L | 80 | 24 | 60 | 84 | 2 | 26 | 3 | 0 | 4 | 0 | 227 | 10.6 | 19:25 | 21.5 | 20.0 |
| 2 | Sean Monahan | C | 74 | 31 | 33 | 64 | 3 | 24 | 9 | 0 | 11 | 3 | 202 | 15.3 | 18:40 | 21.3 | 50.4 |
| 3 | Matthew Tkachuk | L | 68 | 24 | 25 | 49 | -1 | 61 | 10 | 0 | 2 | 0 | 188 | 12.8 | 17:15 | 19.9 | 41.2 |
| 4 | Mikael Backlund | C | 82 | 14 | 31 | 45 | -21 | 78 | 3 | 1 | 2 | 0 | 214 | 6.5 | 19:01 | 22.8 | 50.0 |
| 5 | Dougie Hamilton | D | 82 | 17 | 27 | 44 | 1 | 64 | 6 | 0 | 4 | 1 | 270 | 6.3 | 21:31 | 25.5 | 33.3 |
| 6 | Micheal Ferland | L | 77 | 21 | 20 | 41 | 5 | 24 | 6 | 0 | 0 | 0 | 144 | 14.6 | 15:01 | 19.1 | 38.6 |
| 7 | Mark Giordano | D | 82 | 13 | 25 | 38 | 0 | 63 | 1 | 1 | 4 | 2 | 214 | 6.1 | 24:47 | 28.1 | 0.0 |
| 8 | T.J. Brodie | D | 73 | 4 | 28 | 32 | -16 | 18 | 1 | 0 | 0 | 0 | 118 | 3.4 | 23:41 | 27.3 | 0.0 |
| 9 | Sam Bennett | C | 82 | 11 | 15 | 26 | -18 | 59 | 1 | 0 | 1 | 0 | 157 | 7.0 | 14:24 | 18.3 | 54.3 |
| 10 | Mark Jankowski | C | 72 | 17 | 8 | 25 | -7 | 33 | 2 | 2 | 3 | 0 | 118 | 14.4 | 13:21 | 17.6 | 48.8 |
| 11 | Michael Frolik | R | 70 | 10 | 15 | 25 | -19 | 26 | 0 | 2 | 1 | 1 | 167 | 6.0 | 16:55 | 20.7 | 45.8 |
| 12 | Troy Brouwer | R | 76 | 6 | 16 | 22 | -7 | 53 | 0 | 0 | 0 | 0 | 79 | 7.6 | 13:55 | 18.6 | 46.5 |
| 13 | Garnet Hathaway | R | 59 | 4 | 9 | 13 | 3 | 88 | 0 | 1 | 0 | 0 | 68 | 5.9 | 11:31 | 15.3 | 10.0 |
| 14 | Matt Stajan | C | 68 | 4 | 8 | 12 | 4 | 28 | 0 | 0 | 1 | 0 | 65 | 6.2 | 10:56 | 15.1 | 51.4 |
| 15 | Curtis Lazar | C | 65 | 2 | 10 | 12 | -8 | 23 | 0 | 0 | 1 | 0 | 65 | 3.1 | 9:51 | 13.6 | 39.7 |
| 16 | Travis Hamonic | D | 74 | 1 | 10 | 11 | -9 | 79 | 0 | 0 | 0 | 0 | 107 | 0.9 | 20:41 | 24.2 | 0.0 |
| 17 | Michael Stone | D | 82 | 3 | 7 | 10 | -11 | 28 | 0 | 0 | 0 | 0 | 98 | 3.1 | 16:44 | 21.5 | 0.0 |
| 18 | Kris Versteeg | R | 24 | 3 | 5 | 8 | -8 | 6 | 1 | 0 | 1 | 0 | 49 | 6.1 | 13:10 | 16.9 | 59.0 |
| 19 | Brett Kulak | D | 71 | 2 | 6 | 8 | -3 | 27 | 0 | 0 | 0 | 0 | 73 | 2.7 | 12:59 | 17.2 | 0.0 |
| 20 | Jaromir Jagr | R | 22 | 1 | 6 | 7 | 6 | 10 | 0 | 0 | 0 | 0 | 32 | 3.1 | 13:02 | 15.9 | 0.0 |
| 21 | Chris Stewart | R | 7 | 1 | 2 | 3 | -4 | 0 | 0 | 0 | 0 | 0 | 9 | 11.1 | 10:54 | 14.1 | 25.0 |
| 22 | Nick Shore | C | 9 | 1 | 2 | 3 | 0 | 4 | 0 | 0 | 0 | 0 | 16 | 6.3 | 15:08 | 19.7 | 44.8 |
| 23 | Matt Bartkowski | D | 18 | 0 | 3 | 3 | -3 | 4 | 0 | 0 | 0 | 0 | 21 | 0.0 | 13:20 | 16.8 | 0.0 |
| 24 | Spencer Foo | R | 4 | 2 | 0 | 2 | 1 | 0 | 0 | 0 | 0 | 0 | 16 | 12.5 | 15:51 | 18.3 | 100.0 |
| 25 | Ryan Lomberg | L | 7 | 0 | 1 | 1 | 0 | 15 | 0 | 0 | 0 | 0 | 5 | 0.0 | 6:15 | 9.1 | 0.0 |
| 26 | Freddie Hamilton | C | 8 | 0 | 1 | 1 | -1 | 2 | 0 | 0 | 0 | 0 | 5 | 0.0 | 7:38 | 11.0 | 18.8 |
| 27 | Morgan Klimchuk | L | 1 | 0 | 0 | 0 | 0 | 0 | 0 | 0 | 0 | 0 | 0 | 0.0 | 7:25 | 13.0 | 0.0 |
| 28 | Marek Hrivik | L | 3 | 0 | 0 | 0 | 1 | 0 | 0 | 0 | 0 | 0 | 2 | 0.0 | 8:30 | 11.7 | 0.0 |
| 29 | Tanner Glass | L | 16 | 0 | 0 | 0 | -4 | 19 | 0 | 0 | 0 | 0 | 14 | 0.0 | 9:22 | 13.1 | 33.3 |
| 30 | Andrew Mangiapane | L | 10 | 0 | 0 | 0 | -3 | 2 | 0 | 0 | 0 | 0 | 7 | 0.0 | 8:55 | 12.9 | 100.0 |
| 31 | Rasmus Andersson | D | 10 | 0 | 0 | 0 | 0 | 0 | 0 | 0 | 0 | 0 | 8 | 0.0 | 15:26 | 20.7 | 0.0 |


GOALTENDERS

| RANK | PLAYER | GP | GS | W | L | OT | SA | GA | GAA | SV | SV% | SO | G | A | PIM | TOI |
|------|---------------|----|----|----|----|----|------|-----|------|------|------|----|---|---|-----|-----------|
| 1 | Mike Smith | 55 | 55 | 25 | 22 | 6 | 1686 | 141 | 2.65 | 1545 | .916 | 3 | 0 | 2 | 8 | 3,190:36 |
| 2 | David Rittich | 21 | 16 | 8 | 6 | 3 | 512 | 49 | 2.92 | 463 | .904 | 0 | 0 | 0 | 14 | 1,008:14 |
| 3 | Jon Gillies | 11 | 9 | 3 | 5 | 1 | 280 | 29 | 2.88 | 251 | .896 | 0 | 0 | 0 | 2 | 604:56:00 |
| 4 | Eddie Lack | 4 | 2 | 1 | 2 | 0 | 64 | 12 | 5.29 | 52 | .813 | 0 | 0 | 0 | 0 | 136:12:00 |


2017-18 FLAMES TOP SCORERS



SEAN MONAHAN
1st on Flames with 31 goals



JOHNNY GAUDREAU
T-2nd on Flames with 24 goals



MATTHEW TKACHUK
T-2nd on Flames with 24 goals

INDIVIDUAL GOAL SCORING BREAKDOWN

| PLAYER | TOT | BY PERIOD | | | | | BY HALF & HOME/ROAD | | | | | TEAM RECORD WHEN SCORING | | | | |
|-------------------|-----|-----------|----|----|----|----|---------------------|----|-----|-----|-----|--------------------------|----|---|----|-----|
| | | 1 | 2 | 3 | OT | SO | 1H | 2H | HOM | ROA | ENG | GP | W | L | OT | SOL |
| Rasmus Andersson | 0 | 0 | 0 | 0 | 0 | 0 | 0 | 0 | 0 | 0 | 0 | 0 | 0 | 0 | 0 | 0 |
| Mikael Backlund | 14 | 5 | 4 | 5 | 0 | 0 | 8 | 6 | 5 | 9 | 1 | 13 | 8 | 4 | 1 | 0 |
| Matt Bartkowski | 0 | 0 | 0 | 0 | 0 | 0 | 0 | 0 | 0 | 0 | 0 | 0 | 0 | 0 | 0 | 0 |
| Sam Bennett | 11 | 4 | 3 | 4 | 0 | 0 | 5 | 6 | 5 | 6 | 0 | 10 | 7 | 3 | 0 | 0 |
| T.J. Brodie | 4 | 3 | 1 | 0 | 0 | 0 | 2 | 2 | 3 | 1 | 0 | 3 | 1 | 1 | 0 | 1 |
| Troy Brouwer | 6 | 3 | 2 | 1 | 0 | 0 | 3 | 3 | 4 | 2 | 0 | 6 | 3 | 2 | 1 | 0 |
| Micheal Ferland | 21 | 5 | 10 | 6 | 0 | 0 | 17 | 4 | 11 | 10 | 0 | 21 | 12 | 9 | 0 | 0 |
| Spencer Foo | 2 | 0 | 2 | 0 | 0 | 0 | 0 | 2 | 1 | 1 | 0 | 2 | 1 | 1 | 0 | 0 |
| Michael Frolik | 10 | 6 | 1 | 2 | 1 | 0 | 7 | 3 | 7 | 3 | 1 | 10 | 7 | 3 | 0 | 0 |
| Johnny Gaudreau | 24 | 7 | 11 | 6 | 0 | 0 | 13 | 11 | 12 | 12 | 1 | 23 | 14 | 9 | 0 | 0 |
| Mark Giordano | 13 | 6 | 3 | 2 | 2 | 0 | 8 | 5 | 5 | 8 | 0 | 12 | 8 | 2 | 1 | 1 |
| Tanner Glass | 0 | 0 | 0 | 0 | 0 | 0 | 0 | 0 | 0 | 0 | 0 | 0 | 0 | 0 | 0 | 0 |
| Dougie Hamilton | 17 | 5 | 6 | 5 | 1 | 0 | 5 | 12 | 7 | 10 | 0 | 14 | 10 | 4 | 0 | 0 |
| Travis Hamonic | 1 | 0 | 1 | 0 | 0 | 0 | 1 | 0 | 0 | 1 | 0 | 1 | 1 | 0 | 0 | 0 |
| Garnet Hathaway | 4 | 2 | 1 | 1 | 0 | 0 | 2 | 2 | 2 | 2 | 0 | 4 | 3 | 1 | 0 | 0 |
| Marek Hrivik | 0 | 0 | 0 | 0 | 0 | 0 | 0 | 0 | 0 | 0 | 0 | 0 | 0 | 0 | 0 | 0 |
| Jaromir Jagr | 1 | 0 | 1 | 0 | 0 | 0 | 1 | 0 | 1 | 0 | 0 | 1 | 1 | 0 | 0 | 0 |
| Mark Jankowski | 17 | 7 | 5 | 5 | 0 | 0 | 7 | 10 | 10 | 7 | 0 | 12 | 11 | 1 | 0 | 0 |
| Morgan Klimchuk | 0 | 0 | 0 | 0 | 0 | 0 | 0 | 0 | 0 | 0 | 0 | 0 | 0 | 0 | 0 | 0 |
| Brett Kulak | 2 | 2 | 0 | 0 | 0 | 0 | 0 | 2 | 1 | 1 | 0 | 2 | 0 | 2 | 0 | 0 |
| Curtis Lazar | 2 | 0 | 1 | 1 | 0 | 0 | 0 | 2 | 0 | 2 | 0 | 1 | 1 | 1 | 0 | 0 |
| Ryan Lomberg | 0 | 0 | 0 | 0 | 0 | 0 | 0 | 0 | 0 | 0 | 0 | 0 | 0 | 0 | 0 | 0 |
| Andrew Mangiapane | 0 | 0 | 0 | 0 | 0 | 0 | 0 | 0 | 0 | 0 | 0 | 0 | 0 | 0 | 0 | 0 |
| Sean Monahan | 31 | 2 | 20 | 6 | 3 | 0 | 19 | 12 | 12 | 19 | 1 | 26 | 19 | 6 | 1 | 0 |
| Nick Shore | 1 | 0 | 1 | 0 | 0 | 0 | 0 | 1 | 1 | 0 | 0 | 1 | 0 | 1 | 0 | 0 |
| Matt Stajan | 4 | 1 | 2 | 1 | 0 | 0 | 0 | 4 | 2 | 2 | 0 | 4 | 3 | 1 | 0 | 0 |
| Chris Stewart | 1 | 0 | 0 | 1 | 0 | 0 | 0 | 1 | 1 | 0 | 0 | 1 | 0 | 1 | 0 | 0 |
| Michael Stone | 3 | 1 | 0 | 2 | 0 | 0 | 2 | 1 | 1 | 2 | 0 | 3 | 1 | 2 | 0 | 0 |
| Matthew Tkachuk | 24 | 5 | 8 | 11 | 0 | 2 | 10 | 14 | 8 | 16 | 1 | 19 | 12 | 4 | 2 | 1 |
| Kris Vertseeg | 3 | 0 | 0 | 3 | 0 | 0 | 3 | 0 | 3 | 0 | 0 | 3 | 2 | 1 | 0 | 0 |

Only includes goals scored with the Calgary Flames.

POWER-PLAY GOALS FOR

| PLAYER | ANA | ARI | BOS | BUF | CAR | CHI | COL | CBJ | DAL | DET | EDM | FLA | LAK | MIN | MTL | NSH | NJD | NYI | NYR | OTT | PHI | PIT | SJS | STL | TBL | TOR | VAN | VGK | WSH | WPG | TL |
|---------------|----------|----------|----------|----------|----------|----------|----------|----------|----------|----------|----------|----------|----------|----------|----------|----------|----------|----------|----------|----------|----------|----------|----------|----------|----------|----------|----------|----------|----------|----------|-----------|
| Backlund | | | | | | | 1 | | | | | | | | | | | | | | | | 1 | | | | | | 1 | | 3 |
| Bartkowski | | | | | | | | | | | | | | | | | | | | | | | | | | | | | | | 0 |
| Bennett | | | | | | | | | | | | | | | | | | | | | | | | | 1 | | | | | | 1 |
| Brodie | | | | | | | | | | | | | | | | | | | | | | | | | | | | | 1 | | 1 |
| Brouwer | | | | | | | | | | | | | | | | | | | | | | | | | | | | | | | 0 |
| Ferland | | | | | | | | | | 1 | 1 | | | | | | | | | | | | | 1 | 1 | | 1 | | 1 | | 6 |
| Frolik | | | | | | | | | | | | | | | | | | | | | | | | | | | | | | | 0 |
| Gaudreau | | | | | | | | | | | | 1 | | | | | | | | | | | | | | | 2 | | | | 3 |
| Giordano | | | | | | | | | | | | | | | | | | | | | | | | | | | | | | | 0 |
| Glass | | | | | | | | | | | | | | | | | | | | | | | | | 1 | | | | | | 1 |
| D. Hamilton | | | | 1 | | | 1 | | | | | 2 | | | | 1 | | | | | | | | | | | 1 | | | | 6 |
| Jankowski | | | | | | | | | | | | | | | | | | 1 | | | | | | | | | | 1 | | | 2 |
| Jagr | | | | | | | | | | | | | | | | | | | | | | | | | | | | | | | 0 |
| Lazar | | | | | | | | | | | | | | | | | | | | | | | | | | | | | | | 0 |
| Hamonic | | | | | | | | | | | | | | | | | | | | | | | | | | | | | | | 0 |
| Hathaway | | | | | | | | | | | | | | | | | | | | | | | | | | | | | | | 0 |
| Kulak | | | | | | | | | | | | | | | | | | | | | | | | | | | | | | | 0 |
| Monahan | 1 | 1 | | | | 1 | | | 1 | | | | | | | | | | | | | 3 | 1 | | | | | | 1 | | 9 |
| Stajan | | | | | | | | | | | | | | | | | | | | | | | | | | | | | | | 0 |
| Stone | | | | | | | | | | | | | | | | | | | | | | | | | | | | | | | 0 |
| Tkachuk | | | 1 | 1 | 1 | 2 | | | | | | | 1 | | 1 | 1 | | | | 1 | | | | | | | | 1 | | | 10 |
| Versteeg | | | | | | | | | | | | | | 1 | | | | | | | | | | | | | | | | | 1 |
| TOTALS | 1 | 1 | 1 | 2 | 1 | 3 | 2 | 0 | 1 | 1 | 1 | 3 | 1 | 1 | 1 | 2 | 0 | 1 | 1 | 0 | 3 | 1 | 1 | 1 | 2 | 1 | 4 | 2 | 2 | 2 | 43 |

POWER-PLAY RECORD

| | ADVANTAGES | PP GOALS | PCT. | NHL RANK |
|--------------------------|------------|-----------|-----------|---------------|
| HOME | 132 | 19 | 14.4 | 29th |
| ROAD | 137 | 24 | 17.5 | 23rd |
| POWER PLAY RECORD | 269 | 43 | 16 | T-28th |

POWER-PLAY GOALS AGAINST

| ANA | ARI | BOS | BUF | CAR | CHI | COL | CBJ | DAL | DET | EDM | FLA | LAK | MIN | MTL | NSH | NJD | NYI | NYR | OTT | PHI | PIT | SJS | STL | TBL | TOR | VAN | VGK | WSH | WPG | TOTAL |
|-----|-----|-----|-----|-----|-----|-----|-----|-----|-----|-----|-----|-----|-----|-----|-----|-----|-----|-----|-----|-----|-----|-----|-----|-----|-----|-----|-----|-----|-----|-------|
| 1 | 0 | 1 | 0 | 2 | 2 | 2 | 1 | 3 | 5 | 0 | 3 | 4 | 1 | 0 | 2 | 1 | 0 | 2 | 2 | 2 | 0 | 2 | 4 | 1 | 0 | 3 | 3 | 0 | 1 | 49 |

PENALTY KILL RECORD

| | DISADVANTAGES | PPG AGAINST | PCT. | NHL RANK |
|-------------------------------|---------------|-------------|-------------|------------|
| HOME | 144 | 22 | 80.7 | 20th |
| ROAD | 155 | 27 | 82.6 | 5th |
| PENALTY KILLING RECORD | 269 | 49 | 81.8 | 7th |

SHORT-HANDED GOALS

FOR (7)

| PLAYER | DATE | VS. | RESULT |
|--------------|---------|---------|--------|
| M. Giordano | Oct. 14 | at VAN | 5-2 W |
| M. Frolik | Nov. 5 | vs. NJD | 5-4 W |
| M. Frolik | Dec. 2 | vs. EDM | 5-7 L |
| M. Jankowski | Feb. 22 | at ARI | 5-2 W |
| M. Backlund | Feb. 28 | at COL | 2-5 L |
| G. Hathaway | Mar. 31 | vs. EDM | 3-2 W |
| M. Jankowski | Apr. 7 | vs. VGK | 7-1 W |

AGAINST (7)

| PLAYER | DATE | VS. | RESULT |
|----------------|---------|---------|--------|
| B. Tanev | Oct. 7 | vs. WPG | 3-6 L |
| D. Dorsett | Nov. 7 | vs. VAN | 5-3 W |
| D. Larkin | Nov. 15 | at DET | 8-2 W |
| M. Letestu | Dec. 2 | vs. EDM | 7-5 W |
| J. Silfverberg | Jan. 6 | vs. ANA | 2-3 L |
| A. Cogliano | Mar. 21 | vs. ANA | 4-0 W |
| E. Kane | Mar. 24 | at SJS | 5-1 W |

EMPTY NET GOALS

FOR (5)

| PLAYER | DATE | VS. | RESULT |
|-------------|---------|---------|--------|
| J. Gaudreau | Nov. 9 | vs. DET | 6-3 W |
| M. Frolik | Nov. 13 | vs. STL | 7-4 W |
| M. Tkachuk | Dec. 9 | vs. VAN | 4-2 W |
| M. Backlund | Jan. 12 | at FLA | 4-2 W |
| S. Monahan | Feb. 6 | at CHI | 3-2 W |

AGAINST (12)

| PLAYER | DATE | VS. | RESULT |
|------------------|---------|---------|--------|
| C. McDavid | Oct. 4 | at EDM | 0-3 L |
| D. Winnik | Oct. 21 | vs. MIN | 2-4 L |
| J. Edmundson | Oct. 25 | vs. STL | 2-5 L |
| T. Seguin | Nov. 24 | vs. DAL | 4-6 L |
| L. Komarov | Nov. 28 | at TOR | 1-4 L |
| D. Perron | Jan. 30 | vs. VGK | 2-4 L |
| Z. Chara | Feb. 13 | at BOS | 2-5 L |
| D. Siemens | Feb. 28 | at COL | 2-5 L |
| A. Lee | Mar. 11 | vs. NYI | 2-5 L |
| E. Fehr | Mar. 16 | vs. SJS | 4-7 L |
| O. Ekman-Larsson | Mar. 19 | at ARI | 2-5 L |
| M. Domi | Mar. 19 | at ARI | 2-5 L |

HAT TRICKS

FOR (3)

| PLAYER | DATE | VS. | RESULT | GOALIE | GOALS |
|--------------|---------|---------|--------|---------------------|-------|
| S. Monahan | Nov. 18 | at PHI | 5-4 W | Elliott | 3 |
| D. Hamilton | Feb. 17 | at FLA | 3-6 L | Luongo | 3 |
| M. Jankowski | Apr. 7 | vs. VGK | 7-1 W | M. Fleury/M. Subban | 4 |

AGAINST (5)

| PLAYER | DATE | VS. | RESULT | GOALIE | GOALS |
|-------------|---------|---------|--------|---------|-------|
| C. McDavid | Oct. 4 | at EDM | 3-0 | Smith | 3 |
| T. Seguin | Nov. 24 | vs. DAL | 6-4 | Smith | 3 |
| E. Kane | Mar. 16 | vs. SJS | 7-4 | Smith | 4 |
| W. Karlsson | Mar. 18 | at VGK | 4-0 | Smith | 3 |
| P. Dubois | Mar. 29 | vs. CBJ | 5-1 | Gillies | 3 |

PENALTY BREAKDOWN

MULTIPLE POINT GAMES

| PLAYER | GP | PIM | MINOR | MAJOR | MISC | G MISC | MATCH | GOALS | | | | ASSISTS | | | | POINTS | | | | | | |
|-------------|----|-----|-------|-------|------|--------|-------|-------|---|---|-------|---------|----|---|-------|--------|----|---|---|-------|---|----|
| | | | | | | | | 2 | 3 | 4 | TOTAL | 2 | 3 | 4 | TOTAL | 2 | 3 | 4 | 5 | TOTAL | | |
| Andersson | 10 | 4 | 2 | 0 | 0 | 0 | 0 | - | - | - | - | - | - | - | - | - | - | - | - | - | - | |
| Backlund | 82 | 78 | 28 | 0 | 1 | 1 | 0 | 1 | - | - | - | 1 | 5 | - | - | - | 5 | 9 | 2 | - | - | 11 |
| Bartkowski | 18 | 4 | 2 | 0 | 0 | 0 | 0 | - | - | - | - | - | - | - | - | - | - | - | - | - | - | |
| Bennett | 82 | 59 | 27 | 1 | 0 | 0 | 0 | 1 | - | - | - | 1 | 1 | 1 | - | 2 | 5 | - | 1 | - | 6 | |
| Brodie | 73 | 18 | 9 | 0 | 0 | 0 | 0 | 1 | - | - | - | 1 | 8 | - | - | - | 8 | 7 | - | 1 | - | 8 |
| Brouwer | 76 | 53 | 9 | 3 | 2 | 0 | 0 | - | - | - | - | 1 | - | - | - | 1 | 3 | - | - | - | - | 3 |
| Ferland | 77 | 24 | 7 | 2 | 0 | 0 | 0 | - | - | - | - | - | - | - | - | - | 7 | - | - | - | - | 7 |
| Foo | 4 | 0 | 0 | 0 | 0 | 0 | 0 | - | - | - | - | - | - | - | - | - | - | - | - | - | - | - |
| Frolik | 70 | 26 | 13 | 0 | 0 | 0 | 0 | - | - | - | - | 1 | - | - | - | 1 | 4 | - | - | - | - | 4 |
| Gaudreau | 80 | 26 | 8 | 0 | 1 | 0 | 0 | 1 | - | - | - | 1 | 11 | 2 | - | 13 | 16 | 7 | 1 | - | - | 23 |
| Giordano | 82 | 63 | 24 | 1 | 0 | 0 | 1 | 1 | - | - | - | 1 | 1 | - | - | 1 | 4 | - | - | - | - | 4 |
| Glass | 16 | 19 | 2 | 3 | 0 | 0 | 0 | - | - | - | - | - | - | - | - | - | - | - | - | - | - | - |
| D. Hamilton | 82 | 64 | 32 | 0 | 0 | 0 | 0 | 1 | 1 | - | - | 2 | 5 | - | - | 5 | 11 | 1 | - | - | - | 12 |
| F. Hamilton | 8 | 2 | 1 | 0 | 0 | 0 | 0 | - | - | - | - | - | - | - | - | - | - | - | - | - | - | - |
| Hamonic | 74 | 79 | 12 | 7 | 0 | 1 | 1 | - | - | - | - | - | - | - | - | - | - | - | - | - | - | - |
| Hathaway | 59 | 88 | 19 | 6 | 2 | 0 | 0 | - | - | - | - | 1 | - | - | - | 1 | 1 | - | - | - | - | 1 |
| Jagr | 22 | 10 | 5 | 0 | 0 | 0 | 0 | - | - | - | - | - | - | - | - | - | 1 | - | - | - | - | 1 |
| Jankowski | 72 | 33 | 14 | 1 | 0 | 0 | 0 | 2 | - | 1 | 3 | 1 | - | - | - | 1 | 2 | 3 | 1 | - | - | 6 |
| Klimchuk | 1 | 0 | 0 | 0 | 0 | 0 | 0 | - | - | - | - | - | - | - | - | - | - | - | - | - | - | - |
| Kulak | 71 | 27 | 11 | 1 | 0 | 0 | 0 | - | - | - | - | 1 | - | - | - | 1 | 1 | - | - | - | - | 1 |
| Lazar | 65 | 23 | 9 | 1 | 0 | 0 | 0 | - | - | - | - | - | - | - | - | - | - | - | - | - | - | - |
| Lomborg | 7 | 15 | 0 | 3 | 0 | 0 | 0 | - | - | - | - | - | - | - | - | - | - | - | - | - | - | - |
| Mangiapane | 10 | 2 | 1 | 0 | 0 | 0 | 0 | - | - | - | - | - | - | - | - | - | - | - | - | - | - | - |
| Monahan | 74 | 24 | 11 | 0 | 0 | 0 | 0 | 3 | 1 | - | 4 | 3 | - | - | - | 3 | 16 | 1 | 1 | - | - | 18 |
| Shore | 9 | 4 | 2 | 0 | 0 | 0 | 0 | - | - | - | - | 1 | - | - | - | 1 | 1 | - | - | - | - | 1 |
| Stajan | 68 | 28 | 14 | 0 | 0 | 0 | 0 | - | - | - | - | - | - | - | - | - | - | - | - | - | - | - |
| Stewart | 7 | 0 | 0 | 0 | 0 | 0 | 0 | - | - | - | - | - | - | - | - | - | - | - | - | - | - | - |
| Stone | 82 | 28 | 14 | 0 | 0 | 0 | 0 | - | - | - | - | - | - | - | - | - | - | - | - | - | - | - |
| Tkachuk | 68 | 61 | 18 | 3 | 0 | 1 | 0 | 5 | - | - | - | 5 | 5 | - | - | 5 | 12 | - | - | - | - | 12 |
| Versteeg | 24 | 6 | 3 | 0 | 0 | 0 | 0 | - | - | - | - | 1 | - | - | - | 1 | 2 | - | - | - | - | 2 |

2017-18 FLAMES RESULTS OVERALL

GOAL KEY: underline = power play goal, * = shorthanded goal, bold = game-winning goal, *bold italic* = GW shoot-out goal, + = game-tying goal, \$ = empty net, # = penalty shot

OVERALL

| GAME # | DAY | DATE | HOME | AWAY | RESULT | RECORD | PTS | GF | GA | FLAMES GOALS BY # | DECIDING GOAL | SHOTS - CGY/OPP | PP | PK | GOALIE | SAVES / SHOTS | SAVE % | ATTENDANCE | CONF. RANK |
|--------|-------|---------|------|------|------------|-----------|-----|-----|-----|--|--------------------|-----------------|-----|-----|---------------|---------------|--------|------------|------------|
| 1 | Wed. | Oct. 4 | EDM | CGY | 0-3 L | 0-1-0-0 | 0 | 0 | 3 | x | McDavid | 26/45 | 0/2 | 3/3 | Smith | 42/44 | .955 | 18,347 | T-13 |
| 2 | Sat. | Oct. 7 | CGY | WPG | 6-3 W | 1-1-0-0 | 2 | 6 | 6 | <u>7</u> , <u>7</u> , <u>79</u> ⁺ , 13 , 10, 11 | Gaudreau | 45/28 | 2/6 | 3/4 | Smith | 25/28 | .893 | 19,289 | T-10 |
| 3 | Mon. | Oct. 9 | ANA | CGY | 2-0 W | 2-1-0-0 | 4 | 8 | 6 | 23 , 11 | Monahan | 29/43 | 1/4 | 5/5 | Smith | 43/43 | 1.000 | 15,485 | T-6 |
| 4 | Wed. | Oct. 11 | LAK | CGY | 4-3 W | 3-1-0-0 | 6 | 12 | 9 | <u>19</u> , <u>67</u> , <u>19</u> ⁺ , 23 | Monahan | 37/45 | 1/6 | 6/6 | Smith | 42/45 | .933 | 18,230 | T-2 |
| 5 | Fri. | Oct. 13 | CGY | OTT | 0-6 L | 3-2-0-0 | 6 | 12 | 15 | x | Ceci | 25/28 | 0/3 | 5/7 | Smith/Lack | 22/28 | .803 | 19,289 | T-5 |
| 6 | Sat. | Oct. 14 | VAN | CGY | 5-2 W | 4-2-0-0 | 8 | 17 | 17 | 5* , 24 , 23 , 13 , 27 | Monahan | 27/29 | 1/7 | 9/9 | Smith | 27/29 | .931 | 17,074 | T-2 |
| 7 | Thur. | Oct. 19 | CGY | CAR | 1-2 L | 4-3-0-0 | 8 | 18 | 19 | 23 | Williams | 26/33 | 0/1 | 5/6 | Smith | 31/33 | .939 | 18,119 | T-6 |
| 8 | Sat. | Oct. 21 | CGY | MIN | 2-4 L | 4-4-0-0 | 8 | 20 | 23 | <u>23</u> , <u>10</u> | Spurgeon | 37/32 | 1/6 | 2/3 | Smith | 28/31 | .903 | 18,436 | T-5 |
| 9 | Tue. | Oct. 24 | NSH | CGY | 3-2 W (SO) | 5-4-0-0 | 10 | 23 | 25 | <u>19</u> , <u>79</u> ⁺ , 19 | Tkachuk | 32/30 | 0/4 | 1/3 | Smith | 28/30 | .933 | 17,113 | T-5 |
| 10 | Wed. | Oct. 25 | STL | CGY | 2-5 L | 5-5-0-0 | 10 | 25 | 30 | 11, 11 | Pietrangelo | 25/29 | 0/2 | 1/3 | Lack | 24/28 | .857 | 17,227 | 9 |
| 11 | Fri. | Oct. 27 | CGY | DAL | 1-2 L | 5-6-0-0 | 10 | 26 | 32 | 13 | Radulov | 30/24 | 0/3 | 2/4 | Smith | 22/24 | .917 | 18,873 | 10 |
| 12 | Sun. | Oct. 29 | CGY | WSH | 2-1 W | 6-6-0-0 | 12 | 28 | 33 | <u>79</u> , 23 | Monahan | 38/31 | 0/3 | 2/2 | Smith | 30/31 | .968 | 18,327 | 11 |
| 13 | Thur. | Nov. 2 | CGY | PIT | 2-1 W (OT) | 7-6-0-0 | 14 | 30 | 34 | 23 , 5 | Giordano | 34/44 | 1/4 | 1/1 | Smith | 43/44 | .977 | 18,837 | 10 |
| 14 | Sun. | Nov. 5 | CGY | NJD | 5-4 W (SO) | 8-6-0-0 | 16 | 35 | 38 | 67* , 26 , 23 , 79 , 19 | Tkachuk | 34/20 | 0/3 | 2/2 | Smith | 26/30 | .867 | 17,839 | 10 |
| 15 | Tue. | Nov. 7 | CGY | VAN | 3-5 L | 8-7-0-0 | 16 | 38 | 43 | <u>27</u> , <u>13</u> , <u>79</u> | Horvat | 32/21 | 2/4 | 1/3 | Smith | 16/21 | .762 | 18,160 | 11 |
| 16 | Thur. | Nov. 9 | CGY | DET | 6-3 W | 9-7-0-0 | 18 | 44 | 46 | <u>77</u> , <u>13</u> , <u>79</u> , <u>19</u> , <u>68</u> , <u>13</u> \$ | Tkachuk | 34/42 | 0/2 | 2/3 | Smith | 39/42 | .929 | 18,788 | 7 |
| 17 | Mon. | Nov. 13 | CGY | STL | 7-4 W | 10-7-0-0 | 20 | 51 | 50 | <u>77</u> , <u>77</u> , <u>93</u> , <u>79</u> , <u>10</u> , <u>13</u> , <u>67</u> \$ | Versteeg | 27/24 | 1/3 | 0/1 | Smith/Lack | 20/24 | .823 | 18,519 | 7 |
| 18 | Wed. | Nov. 15 | DET | CGY | 2-8 L | 10-8-0-0 | 20 | 53 | 58 | <u>79*</u> , <u>13</u> | Mantha | 28/27 | 1/5 | 2/6 | Lack/Gillies | 20/28 | .709 | 19,515 | 8 |
| 19 | Sat. | Nov. 18 | PHI | CGY | 5-4 W (OT) | 11-8-0-0 | 22 | 58 | 62 | <u>13</u> , <u>23</u> , <u>23</u> , <u>23</u> ⁺ , 67 | Frolik | 31/39 | 3/5 | 2/3 | Smith | 35/39 | .897 | 19,210 | 6 |
| 20 | Mon. | Nov. 20 | WSH | CGY | 4-1 W | 12-8-0-0 | 24 | 62 | 63 | <u>13</u> , <u>23</u> , <u>11</u> , <u>5</u> | Monahan | 39/30 | 2/5 | 3/3 | Smith | 29/30 | .967 | 18,506 | 6 |
| 21 | Wed. | Nov. 22 | CBJ | CGY | 0-1 L (OT) | 12-8-1-0 | 25 | 62 | 64 | x | Anderson | 22/41 | 0/1 | 2/2 | Smith | 40/41 | .976 | 16,290 | 6 |
| 22 | Fri. | Nov. 24 | DAL | CGY | 4-6 L | 12-9-1-0 | 25 | 66 | 70 | <u>79</u> , <u>13</u> , <u>23</u> , <u>23</u> | Seguin | 38/41 | 1/3 | 4/4 | Smith | 35/40 | .875 | 18,532 | 6 |
| 23 | Sat. | Nov. 25 | COL | CGY | 3-2 W | 13-9-1-0 | 27 | 69 | 72 | <u>27</u> , <u>79</u> , 11 | Backlund | 28/26 | 1/4 | 2/3 | Rittich | 24/26 | .923 | 15,738 | 6 |
| 24 | Tue. | Nov. 28 | CGY | TOR | 1-4 L | 13-10-1-0 | 27 | 70 | 76 | 26 | Zaitsev | 20/30 | 0/3 | 2/2 | Smith | 26/29 | .897 | 19,289 | 9 |
| 25 | Thur. | Nov. 30 | CGY | ARI | 3-0 W | 14-10-1-0 | 29 | 73 | 76 | 77 , <u>11</u> , <u>77</u> | Jankowski | 44/28 | 0/1 | 2/2 | Smith | 28/28 | 1.000 | 18,093 | 7 |
| 26 | Sat. | Dec. 2 | CGY | EDM | 5-7 L | 14-11-1-0 | 29 | 78 | 83 | 67* , <u>93</u> , <u>79</u> , <u>93</u> , <u>13</u> | Maroon | 34/33 | 1/6 | 2/2 | Smith/Gillies | 26/33 | .741 | 19,289 | 10 |
| 27 | Mon. | Dec. 4 | CGY | PHI | 2-5 L | 14-12-1-0 | 29 | 80 | 88 | <u>36</u> , <u>23</u> | Raffl | 45/21 | 0/2 | 2/3 | Smith | 45/21 | .762 | 18,590 | 10 |
| 28 | Wed. | Dec. 6 | TOR | CGY | 1-2 L (SO) | 14-12-1-1 | 30 | 81 | 90 | 5 | Nylander | 48/29 | 1/2 | 4/4 | Smith | 28/29 | .966 | 19,217 | 9 |
| 29 | Thur. | Dec. 7 | MTL | CGY | 3-4 W (OT) | 15-12-1-1 | 32 | 84 | 92 | <u>23</u> , <u>21</u> ⁺ , 23 | Monahan | 37/37 | 0/4 | 1/1 | Rittich | 35/37 | .946 | 21,302 | 9 |
| 30 | Sat. | Dec. 9 | CGY | VAN | 4-2 W | 16-12-1-1 | 34 | 88 | 94 | <u>36</u> , <u>19</u> ⁺ , <u>93</u> , <u>19</u> \$ | Bennett | 35/24 | 0/4 | 3/4 | Smith | 22/24 | .917 | 18,552 | 6 |
| 31 | Tue. | Dec. 12 | MIN | CGY | 1-2 L (SO) | 16-12-1-2 | 35 | 89 | 96 | 79 | Granlund | 27/22 | 0/3 | 2/2 | Smith | 21/22 | .955 | 18,767 | 10 |
| 32 | Thur. | Dec. 14 | CGY | SJS | 2-3 L | 16-13-1-2 | 35 | 91 | 99 | <u>67</u> , <u>13</u> | Donskoi | 34/29 | 0/3 | 2/3 | Smith | 26/29 | .897 | 18,730 | 10 |
| 33 | Sat. | Dec. 16 | CGY | NSH | 0-2 L | 16-14-1-2 | 35 | 91 | 101 | x | Johansen | 32/28 | 0/5 | 3/3 | Smith | 26/28 | .929 | 18,618 | 11 |
| 34 | Sun. | Dec. 17 | VAN | CGY | 6-1 W | 17-14-1-2 | 37 | 97 | 102 | <u>77</u> , <u>5</u> , <u>19</u> , <u>5</u> , <u>93</u> , <u>79</u> | Giordano | 38/17 | 1/5 | 4/5 | Rittich | 16/17 | .941 | 18,236 | 10 |
| 35 | Wed. | Dec. 20 | CGY | STL | 2-1 W | 18-14-1-2 | 39 | 99 | 103 | <u>67</u> , 27 | D. Hamilton | 33/22 | 0/4 | 3/4 | Smith | 21/22 | .955 | 18,410 | 8 |
| 36 | Fri. | Dec. 22 | CGY | MTL | 2-3 L | 18-15-1-2 | 39 | 101 | 106 | <u>79</u> , <u>19</u> | Gallagher | 23/35 | 1/3 | 1/1 | Smith | 32/35 | .914 | 19,289 | 10 |
| 37 | Thur. | Dec. 28 | SJS | CGY | 2-3 L (SO) | 18-15-1-3 | 40 | 103 | 109 | <u>21</u> , <u>11</u> | Pavelski | 34/32 | 1/3 | 2/3 | Rittich | 30/32 | .938 | 17,562 | 9 |
| 38 | Fri. | Dec. 29 | ANA | CGY | 1-2 L | 18-16-1-3 | 40 | 104 | 111 | 79 | Rakell | 23/41 | 0/3 | 5/6 | Smith | 39/41 | .951 | 17,174 | 11 |
| 39 | Sun. | Dec. 31 | CGY | CHI | 4-3 W (OT) | 19-16-1-3 | 42 | 108 | 114 | <u>19</u> , <u>19</u> , <u>23</u> , 5 | Giordano | 39/37 | 2/2 | 2/2 | Smith | 34/27 | .919 | 19,289 | 11 |
| 40 | Thur. | Jan. 4 | CGY | LAK | 4-3 W | 20-16-1-3 | 44 | 112 | 117 | <u>79</u> , <u>36</u> , <u>77</u> , 23 | Monahan | 41/31 | 0/4 | 2/2 | Smith | 38/31 | .903 | 19,206 | 12 |
| 41 | Sat. | Jan. 6 | CGY | ANA | 3-2 W | 21-16-1-3 | 46 | 115 | 119 | <u>79</u> , <u>5</u> , 27 | D. Hamilton | 31/29 | 0/4 | 3/3 | Smith | 27/29 | .931 | 19,258 | 12 |
| 42 | Tue. | Jan. 9 | MIN | CGY | 3-2 W (OT) | 22-16-1-3 | 48 | 118 | 121 | <u>79</u> , <u>23</u> , 27 | D. Hamilton | 29/35 | 0/4 | 5/5 | Smith | 33/35 | .943 | 19,011 | 9 |

2017-18 FLAMES RESULTS OVERALL CONTINUED

OVERALL

| GAME # | DAY | DATE | HOME | AWAY | RESULT | RECORD | PTS | GF | GA | FLAMES GOALS BY # | DECIDING GOAL | SHOTS - CGY/OPP | PP | PK | GOALIE | SAVES / SHOTS | SAVE % | ATTENDANCE | CONF. RANK |
|--------|-------|---------|------|------|------------|-----------|-----|-----|-----|-----------------------------|---------------|-----------------|-----|-----|-----------------|---------------|--------|------------|------------|
| 43 | Thur. | Jan. 11 | TBL | CGY | 5-1 W | 23-16-1-3 | 50 | 123 | 122 | 79, 13, 93, 77, 19 | Gaudreau | 24/34 | 1/1 | 3/3 | Smith | 33/34 | .971 | 19,092 | 7 |
| 44 | Fri. | Jan. 12 | FLA | CGY | 4-2 W | 24-16-1-3 | 52 | 127 | 124 | 23, 19, 13, 11\$ | Gaudreau | 29/43 | 1/3 | 3/4 | Rittich | 41/43 | .953 | 14,519 | 6 |
| 45 | Sun. | Jan. 14 | CAR | CGY | 4-1 W | 25-16-1-3 | 54 | 131 | 125 | 18, 27, 27, 19 | D. Hamilton | 30/39 | 1/2 | 5/6 | Smith | 38/39 | .974 | 15,218 | 5 |
| 46 | Sat. | Jan. 20 | CGY | WPG | 1-2 L (SO) | 25-16-1-4 | 55 | 132 | 127 | 7 | Little | 31/35 | 0/4 | 2/2 | Smith | 34/35 | .971 | 19,289 | 8 |
| 47 | Mon. | Jan. 22 | CGY | BUF | 1-2 L (OT) | 25-16-2-4 | 56 | 133 | 129 | 19 | Eichel | 33/33 | 1/3 | 3/3 | Smith | 31/33 | .939 | 18,349 | 9 |
| 48 | Wed. | Jan. 24 | CGY | LAK | 1-2 L (OT) | 25-16-3-4 | 57 | 134 | 131 | 23 | Pearson | 31/27 | 0/5 | 4/5 | Smith | 25/27 | .926 | 19,004 | 9 |
| 49 | Thur. | Jan. 25 | EDM | CGY | 3-4 L (SO) | 25-16-3-5 | 58 | 137 | 135 | 19, 5, 19 | McDavid | 37/37 | 0/4 | 3/3 | Rittich | 34/37 | .919 | 18,347 | 7 |
| 50 | Tue. | Jan. 30 | CGY | VGK | 2-4 L | 25-17-3-5 | 58 | 139 | 139 | 93, 19 | Marchessault | 33/35 | 0/3 | 1/2 | Smith | 31/34 | .912 | 19,289 | 11 |
| 51 | Thur. | Feb. 1 | CGY | TBL | 4-7 L | 25-18-3-5 | 58 | 143 | 146 | 79, 11, 23, 19 | Conacher | 46/31 | 1/2 | 3/4 | Smith/Rittich | 24/31 | .764 | 19,000 | 11 |
| 52 | Sat. | Feb. 3 | CGY | CHI | 4-3 W (OT) | 26-18-3-5 | 60 | 147 | 149 | 19, 13, 67, 23 | Monahan | 39/28 | 0/1 | 0/1 | Smith | 25/28 | .893 | 19,289 | 10 |
| 53 | Tue. | Feb. 6 | CHI | CGY | 3-2 W | 27-18-3-5 | 62 | 150 | 151 | 27, 26, 23 | Monahan | 36/23 | 0/4 | 4/5 | Smith | 34/36 | .944 | 21,480 | 9 |
| 54 | Thur. | Feb. 8 | NJD | CGY | 3-2 W | 28-18-3-5 | 64 | 153 | 153 | 23, 13, 23 | Monahan | 25/32 | 0/0 | 1/2 | Rittich | 30/32 | .938 | 13,085 | 6 |
| 55 | Fri. | Feb. 9 | NYR | CGY | 3-4 L | 28-19-3-5 | 64 | 156 | 157 | 61, 20, 19 | Zibanejad | 38/36 | 1/6 | 3/5 | Smith | 32/36 | .889 | 18,006 | 8 |
| 56 | Sun. | Feb. 11 | NYI | CGY | 3-2 W | 29-19-3-5 | 66 | 159 | 159 | 77, 19, 19 | Tkachuk | 42/25 | 1/4 | 5/5 | Smith | 23/25 | .920 | 11,192 | 8 |
| 57 | Tue. | Feb. 13 | BOS | CGY | 2-5 L | 29-20-3-5 | 66 | 161 | 164 | 93, 13 | Bergeron | 30/40 | 0/5 | 3/4 | Rittich | 35/39 | .897 | 17,565 | 8 |
| 58 | Thur. | Feb. 15 | NSH | CGY | 4-3 W | 30-20-3-5 | 68 | 165 | 167 | 19, 27, 77, 20 | Lazar | 31/32 | 2/3 | 5/5 | Rittich | 22/25 | .906 | 17,326 | 8 |
| 59 | Sat. | Feb. 17 | CGY | FLA | 3-6 L | 30-21-3-5 | 68 | 168 | 173 | 27, 27, 27 | Barkov | 33/30 | 2/7 | 2/4 | Rittich/Gillies | 24/30 | .800 | 19,289 | 9 |
| 60 | Mon. | Feb. 19 | CGY | BOS | 1-2 L (OT) | 30-21-4-5 | 69 | 169 | 175 | 19 | Marchand | 29/32 | 1/3 | 2/2 | Rittich | 30/32 | .938 | 19,289 | 10 |
| 61 | Wed. | Feb. 21 | VGK | CGY | 3-7 L | 30-22-4-5 | 69 | 172 | 182 | 7, 27, 19 | Tuch | 26/31 | 1/1 | 1/2 | Rittich | 17/23 | .731 | 18,014 | 10 |
| 62 | Thur. | Feb. 22 | ARI | CGY | 5-2 W | 31-22-4-5 | 71 | 177 | 184 | 93, 13, 27, 77*, 19 | Monahan | 38/37 | 1/4 | 0/5 | Gillies | 25/27 | .946 | 11,904 | 10 |
| 63 | Sat. | Feb. 24 | CGY | COL | 5-1 W | 32-22-4-5 | 73 | 182 | 185 | 67, 5, 23, 36, 11 | Giordano | 29/29 | 2/3 | 0/1 | Gillies | 28/29 | .966 | 19,201 | 8 |
| 64 | Tues. | Feb. 27 | DAL | CGY | 0-2 L | 32-23-4-5 | 73 | 182 | 187 | x | Shore | 38/26 | 0/6 | 1/6 | Gillies | 24/26 | .923 | 17,124 | 9 |
| 65 | Wed. | Feb. 28 | COL | CGY | 2-5 L | 32-23-4-5 | 73 | 184 | 192 | 11*, 67 | Barrie | 32/34 | 0/5 | 6/7 | Rittich | 21/24 | .879 | 12,701 | 11 |
| 66 | Fri. | Mar. 2 | CGY | NYR | 1-3 L | 32-25-4-5 | 73 | 185 | 195 | 61 | Buchnevich | 51/27 | 0/3 | 3/3 | Gillies | 24/27 | .889 | 19,143 | 11 |
| 67 | Mon. | Mar. 5 | PIT | CGY | 3-4 L (OT) | 32-25-5-5 | 74 | 188 | 199 | 5, 11, 36 | Schultz | 38/32 | 0/2 | 2/2 | Gillies | 28/32 | .875 | 18,630 | 11 |
| 68 | Wed. | Mar. 7 | BUF | CGY | 5-1 W | 33-25-5-5 | 76 | 193 | 200 | 93, 77, 5, 23, 27 | Jankowski | 41/26 | 1/2 | 0/3 | Rittich | 25/26 | .962 | 17,773 | 10 |
| 69 | Fri. | Mar. 9 | OTT | CGY | 2-1 W | 34-25-5-5 | 78 | 195 | 201 | 93, 18 | Stajan | 37/30 | 0/2 | 0/2 | Rittich | 29/30 | .967 | 14,498 | 10 |
| 70 | Sun. | Mar. 11 | CGY | NYI | 2-5 L | 34-26-5-5 | 78 | 197 | 206 | 13, 5 | Eberle | 52/27 | 0/4 | 0/1 | Smith | 22/26 | .846 | 19,108 | 10 |
| 71 | Tue. | Mar. 13 | CGY | EDM | 1-0 W | 35-26-5-5 | 80 | 198 | 206 | 13 | Gaudreau | 32/28 | 0/2 | 3/3 | Smith | 28/28 | 1.000 | 19,289 | 10 |
| 72 | Fri. | Mar. 16 | CGY | SJS | 4-7 L | 35-27-5-5 | 80 | 202 | 213 | 36, 77, 13, 79 | Hertl | 34/28 | 0/2 | 2/2 | Smith/Rittich | 21/27 | .850 | 19,196 | 11 |
| 73 | Sun. | Mar. 18 | VGK | CGY | 0-4 L | 35-28-5-5 | 80 | 202 | 217 | x | Miller | 42/31 | 0/2 | 1/2 | Smith | 27/31 | .871 | 18,075 | 11 |
| 74 | Mon. | Mar. 19 | ARI | CGY | 2-5 L | 35-29-5-5 | 80 | 204 | 222 | 27, 23 | Ekman-Larrson | 44/30 | 0/3 | 1/1 | Smith | 25/28 | .893 | 13,288 | 11 |
| 75 | Wed. | Mar. 21 | CGY | ANA | 0-4 L | 35-30-5-5 | 80 | 204 | 226 | x | Cogliano | 29/16 | 0/2 | 1/1 | Smith/Rittich | 12/16 | .763 | 19,059 | 11 |
| 76 | Sat. | Mar. 24 | SJS | CGY | 1-5 L | 35-31-5-5 | 80 | 205 | 231 | 26 | Hansen | 38/33 | 0/4 | 3/3 | Rittich | 28/33 | .848 | 17,562 | 11 |
| 77 | Mon. | Mar. 26 | LAK | CGY | 0-3 L | 35-32-5-5 | 80 | 205 | 234 | x | Phaneuf | 23/29 | 0/3 | 2/5 | Smith | 26/29 | .897 | 18,230 | 11 |
| 78 | Thur. | Mar. 29 | CGY | CBJ | 1-5 L | 35-33-5-5 | 80 | 206 | 239 | 8 | Dubois | 38/28 | 0/2 | 2/3 | Gillies | 23/28 | .821 | 18,967 | 11 |
| 79 | Sat. | Mar. 31 | CGY | EDM | 3-2 W | 36-33-5-5 | 82 | 209 | 241 | 27, 21*, 11 | Backlund | 20/36 | 0/3 | 5/5 | Smith | 34/36 | .944 | 19,289 | 11 |
| 80 | Tue. | Apr. 3 | CGY | ARI | 1-4 L | 36-34-5-5 | 82 | 210 | 245 | 25 | Connaughton | 43/21 | 0/4 | 1/1 | Gillies | 17/21 | .810 | 18,677 | 11 |
| 81 | Thur. | Apr. 5 | WPG | CGY | 1-2 L | 36-35-5-5 | 82 | 211 | 247 | 16 | Stastny | 32/26 | 0/2 | 4/4 | Gillies | 24/26 | .923 | 15,321 | 11 |
| 82 | Sat. | Apr. 7 | CGY | VGK | 7-1 W | 37-35-5-5 | 84 | 218 | 248 | 13, 77, 77, 21, 16, 77*, 77 | Jankowski | 31/27 | 1/5 | 3/3 | Gillies | 26/27 | .963 | 19,289 | 11 |

2017-18 FLAMES RESULTS HOME

GOAL KEY: underline = power play goal, * = shorthanded goal, **bold** = game-winning goal, *bold italic* = GW shoot-out goal, + = game-tying goal, \$ = empty net, # = penalty shot

HOME

| GAME # | DAY | DATE | OPP | RESULT | RECORD | PTS | GF | GA | FLAMES GOALS BY # | DECIDING GOAL | SHOTS - CGY/OPP | PP | PK | GOALIE | SAVES / SHOTS | SAVE % | ATTENDANCE |
|--------|-------|---------|-----|------------|-----------|-----|-----|-----|--------------------------------------|--------------------|-----------------|-----|-----|-----------------|---------------|--------|------------|
| 1 | Sat. | Oct. 7 | WPG | 6-3 W | 1-0-0-0 | 2 | 6 | 3 | <u>7</u> , 7, 79+, 13, 10, 11 | Gaudreau | 45/28 | 2/6 | 3/4 | Smith | 25/28 | .893 | 19,289 |
| 2 | Fri. | Oct. 13 | OTT | 0-6 L | 1-1-0-0 | 2 | 6 | 6 | x | Ceci | 25/28 | 0/3 | 5/7 | Smith/Lack | 22/28 | .803 | 19,289 |
| 3 | Thur. | Oct. 19 | CAR | 1-2 L | 1-2-0-0 | 2 | 7 | 8 | 23 | Williams | 26/33 | 0/1 | 5/6 | Smith | 31/33 | .939 | 18,119 |
| 4 | Sat. | Oct. 21 | MIN | 2-4 L | 1-3-0-0 | 2 | 9 | 12 | <u>23</u> , 10 | Spurgeon | 37/32 | 1/6 | 2/3 | Smith | 28/31 | .903 | 18,436 |
| 5 | Fri. | Oct. 27 | DAL | 1-2 L | 1-4-0-0 | 2 | 10 | 14 | 13 | Radulov | 30/24 | 0/3 | 2/4 | Smith | 22/24 | .917 | 18,873 |
| 6 | Sun. | Oct. 29 | WSH | 2-1 W | 2-4-0-0 | 4 | 12 | 15 | <u>79</u> , 23 | Monahan | 38/31 | 0/3 | 2/2 | Smith | 30/31 | .968 | 18,327 |
| 7 | Thur. | Nov. 2 | PIT | 2-1 W (OT) | 3-4-0-0 | 6 | 14 | 16 | 23, 5 | Giordano | 34/44 | 1/4 | 1/1 | Smith | 43/44 | .977 | 18,837 |
| 8 | Sun. | Nov. 5 | NJD | 5-4 W (SO) | 4-4-0-0 | 8 | 19 | 20 | 67*, 26, 23, 79, 19 | Tkachuk | 34/20 | 0/3 | 2/2 | Smith | 26/30 | .867 | 17,839 |
| 9 | Tue. | Nov. 7 | VAN | 3-5 L | 4-5-0-0 | 8 | 22 | 25 | <u>27</u> , 13, 79 | Horvat | 32/21 | 2/4 | 1/3 | Smith | 16/21 | .762 | 18,160 |
| 10 | Thur. | Nov. 9 | DET | 6-3 W | 5-5-0-0 | 10 | 28 | 28 | <u>77</u> , 13, 79, 19, 68, 13 | Tkachuk | 34/42 | 0/2 | 2/3 | Smith | 39/42 | .929 | 18,788 |
| 11 | Mon. | Nov. 13 | STL | 7-4 W | 6-5-0-0 | 12 | 35 | 32 | <u>77</u> , 77, 93, 79, 10, 13, 67\$ | Versteeg | 27/24 | 1/3 | 0/1 | Smith/Lack | 20/24 | .823 | 18,519 |
| 12 | Tue. | Nov. 28 | TOR | 1-4 L | 6-6-0-0 | 12 | 36 | 36 | 26 | Zaitsev | 20/30 | 0/3 | 2/2 | Smith | 26/29 | .897 | 19,289 |
| 13 | Thur. | Nov. 30 | ARI | 3-0 W | 7-6-0-0 | 14 | 39 | 36 | <u>77</u> , 11, 77 | Jankowski | 44/28 | 0/1 | 2/2 | Smith | 28/28 | 1.000 | 18,093 |
| 14 | Sat. | Dec. 2 | EDM | 5-7 L | 7-7-0-0 | 14 | 44 | 43 | 67*, 93, 79, 93, 13 | Maroon | 34/33 | 1/6 | 2/2 | Smith/ Gillies | 26/33 | .741 | 19,289 |
| 15 | Mon. | Dec. 4 | PHI | 2-5 L | 7-8-0-0 | 14 | 46 | 48 | 36, 23 | Raffi | 45/21 | 0/2 | 2/3 | Smith | 45/21 | .762 | 18,590 |
| 16 | Sat. | Dec. 9 | VAN | 4-2 W | 8-8-0-0 | 16 | 50 | 50 | 36, 19+, 93, 19\$ | Bennett | 35/24 | 0/4 | 3/4 | Smith | 22/24 | .917 | 18,552 |
| 17 | Thur. | Dec. 14 | SJS | 2-3 L | 8-9-0-0 | 16 | 52 | 53 | 67, 13 | Donskoi | 34/29 | 0/3 | 2/3 | Smith | 26/29 | .897 | 18,730 |
| 18 | Sat. | Dec. 16 | NSH | 0-2 L | 8-10-0-0 | 16 | 52 | 55 | x | Johansen | 32/28 | 0/5 | 3/3 | Smith | 26/28 | .929 | 18,618 |
| 19 | Wed. | Dec. 20 | STL | 2-1 W | 9-10-0-0 | 18 | 54 | 56 | 67, 27 | D. Hamilton | 33/22 | 0/4 | 3/4 | Smith | 21/22 | .955 | 18,410 |
| 20 | Fri. | Dec. 22 | MTL | 2-3 L | 9-11-0-0 | 18 | 56 | 59 | 79, 19 | Gallagher | 23/35 | 1/3 | 1/1 | Smith | 32/35 | .914 | 19,289 |
| 21 | Sun. | Dec. 31 | CHI | 4-3 W (OT) | 10-11-0-0 | 20 | 60 | 62 | <u>19</u> , 19, 23, 5 | Giordano | 39/37 | 2/2 | 2/2 | Smith | 34/27 | .919 | 19,289 |
| 22 | Thur. | Jan. 4 | LAK | 4-3 W | 11-11-0-0 | 22 | 64 | 65 | <u>79</u> , 36, 77, 23 | Monahan | 41/31 | 0/4 | 2/2 | Smith | 38/31 | .903 | 19,206 |
| 23 | Sat. | Jan. 6 | ANA | 3-2 W | 12-11-0-0 | 24 | 67 | 67 | 79, 5, 27 | Hamilton | 31/29 | 0/4 | 3/3 | Smith | 27/29 | .931 | 19,258 |
| 24 | Sat. | Jan. 20 | WPG | 1-2 L (SO) | 12-11-0-1 | 25 | 68 | 69 | 7 | Little | 31/35 | 0/4 | 2/2 | Smith | 34/35 | .971 | 19,289 |
| 25 | Mon. | Jan. 22 | BUF | 1-2 L (OT) | 12-11-1-1 | 26 | 69 | 71 | 19 | Eichel | 33/33 | 1/3 | 3/3 | Smith | 31/33 | .939 | 18,349 |
| 26 | Wed. | Jan. 24 | LAK | 1-2 L (OT) | 12-11-2-1 | 27 | 70 | 73 | 23 | Pearson | 31/27 | 0/5 | 4/5 | Smith | 25/27 | .926 | 19,004 |
| 27 | Tue. | Jan. 30 | VGK | 2-4 L | 12-12-2-1 | 27 | 72 | 77 | 93, 19 | Marchessault | 33/35 | 0/3 | 1/2 | Smith | 31/34 | .912 | 19,289 |
| 28 | Thur. | Feb. 1 | TBL | 4-7 L | 12-13-2-1 | 27 | 76 | 84 | <u>79</u> , 11, 23, 19 | Conacher | 46/31 | 1/2 | 3/4 | Smith/Rittich | 24/31 | .764 | 19,000 |
| 29 | Sat. | Feb. 3 | CHI | 4-3 W (OT) | 13-13-2-1 | 29 | 80 | 87 | <u>19</u> , 13, 67, 23 | Monahan | 39/28 | 0/1 | 0/1 | Smith | 25/28 | .893 | 19,289 |
| 30 | Sat. | Feb. 17 | FLA | 3-6 L | 13-14-2-1 | 29 | 83 | 93 | <u>27</u> , 27, 27 | Barkov | 33/30 | 2/7 | 2/4 | Rittich/Gillies | 24/30 | .800 | 19,289 |
| 31 | Mon. | Feb. 19 | BOS | 1-2 L (OT) | 13-14-3-1 | 30 | 84 | 95 | 19 | Marchand | 29/32 | 1/3 | 2/2 | Rittich | 30/32 | .938 | 19,289 |
| 32 | Sat. | Feb. 24 | COL | 5-1 W | 14-14-3-1 | 32 | 89 | 96 | <u>67</u> , 5, 23, 36, 11 | Giordano | 29/29 | 2/3 | 0/1 | Gillies | 28/29 | .966 | 19,201 |
| 33 | Fri. | Mar. 2 | NYR | 1-3 L | 14-15-3-1 | 32 | 90 | 99 | 61 | Buchnevich | 51/27 | 0/3 | 3/3 | Gillies | 24/27 | .889 | 19,143 |
| 34 | Sun. | Mar. 11 | NYI | 2-5 L | 14-16-3-1 | 32 | 92 | 104 | 13, 5 | Eberle | 52/27 | 0/4 | 0/1 | Smith | 22/26 | .846 | 19,108 |
| 35 | Tue. | Mar. 13 | EDM | 1-0 | 15-16-3-1 | 34 | 93 | 104 | 13 | Gaudreau | 32/28 | 0/2 | 3/3 | Smith | 28/28 | 1.000 | 19,289 |
| 36 | Fri. | Mar. 16 | SJS | 4-7 L | 15-17-3-1 | 34 | 97 | 113 | 36, 77, 13, 79 | Hertl | 34/28 | 0/2 | 2/2 | Smith/Rittich | 21/27 | .850 | 19,196 |
| 37 | Wed. | Mar. 21 | ANA | 0-4 L | 15-18-3-1 | 34 | 97 | 117 | x | Cogliano | 29/16 | 0/2 | 1/1 | Smith/Rittich | 12/16 | .763 | 19,059 |
| 38 | Thur. | Mar. 29 | CBJ | 1-5 L | 15-19-3-1 | 34 | 98 | 122 | 8 | Dubois | 38/28 | 0/2 | 2/3 | Gillies | 23/28 | .821 | 18,967 |
| 39 | Sat. | Mar. 31 | EDM | 3-2 W | 16-19-3-1 | 36 | 101 | 124 | <u>27</u> , 21*, 11 | Backlund | 20/36 | 0/3 | 5/5 | Smith | 34/36 | .944 | 19,289 |
| 40 | Tue. | Apr. 3 | ARI | 1-4 L | 16-20-3-1 | 36 | 102 | 129 | 25 | Connauton | 43/21 | 0/4 | 1/1 | Gillies | 17/21 | .810 | 18,677 |
| 41 | Sat. | Apr. 7 | VGK | 7-1 W | 17-20-3-1 | 38 | 109 | 130 | 13, 77, 77, 21, 16, 77*, 77 | Jankowski | 31/27 | 1/5 | 3/3 | Gillies | 26/27 | .963 | 19,289 |

2017-18 FLAMES RESULTS ROAD

GOAL KEY: underline = power play goal, * = shorthanded goal, bold = game-winning goal, *bold italic* = GW shoot-out goal, + = game-tying goal, \$ = empty net, # = penalty shot

ROAD

| GAME # | DAY | DATE | OPP | RESULT | RECORD | PTS | GF | GA | FLAMES GOALS BY # | DECIDING GOAL | SHOTS - CGY/OPP | PP | PK | GOALIE | SAVES / SHOTS | SAVE % | ATTENDANCE |
|--------|-------|---------|-----|------------|-----------|-----|-----|-----|----------------------|--------------------|-----------------|-----|-----|--------------|---------------|--------|------------|
| 1 | Wed. | Oct. 4 | EDM | 0-3 L | 0-1-0-0 | 0 | 0 | 3 | x | McDavid | 26/45 | 0/2 | 3/3 | Smith | 42/44 | .955 | 18,347 |
| 2 | Mon. | Oct. 9 | ANA | 2-0 W | 1-1-0-0 | 2 | 2 | 3 | 23, 11 | Monahan | 29/43 | 1/4 | 5/5 | Smith | 43/43 | 1.000 | 15,485 |
| 3 | Wed. | Oct. 11 | LAK | 4-3 W | 2-1-0-0 | 4 | 6 | 6 | 19, 67, 19+, 23 | Monahan | 37/45 | 1/6 | 6/6 | Smith | 42/45 | .933 | 18,230 |
| 4 | Sat. | Oct. 14 | VAN | 5-2 W | 3-1-0-0 | 6 | 11 | 8 | 5*, 24, 23, 13, 27 | Monahan | 27/29 | 1/7 | 9/9 | Smith | 27/29 | .931 | 17,074 |
| 5 | Tue. | Oct. 24 | NSH | 3-2 W (SO) | 4-1-0-0 | 8 | 14 | 10 | 19, 79+, 19 | Tkachuk | 32/30 | 0/4 | 1/3 | Smith | 28/30 | .933 | 17,113 |
| 6 | Wed. | Oct. 25 | STL | 2-5 L | 4-2-0-0 | 8 | 16 | 15 | 11, 11 | Pietrangelo | 25/29 | 0/2 | 1/3 | Lack | 24/28 | .857 | 17,227 |
| 7 | Wed. | Nov. 15 | DET | 2-8 L | 4-3-0-0 | 8 | 18 | 23 | 79*, 13 | Mantha | 28/27 | 1/5 | 2/6 | Lack/Gillies | 20/28 | .709 | 19,515 |
| 8 | Sat. | Nov. 18 | PHI | 5-4 W (OT) | 5-3-0-0 | 10 | 23 | 27 | 13, 23, 23, 23+, 67 | Frolik | 31/39 | 3/5 | 2/3 | Smith | 35/39 | .897 | 19,210 |
| 9 | Mon. | Nov. 20 | WSH | 4-1 W | 6-3-0-0 | 12 | 27 | 28 | 13, 23, 11, 5 | Monahan | 39/30 | 2/5 | 3/3 | Smith | 29/30 | .967 | 18,506 |
| 10 | Wed. | Nov. 22 | CBJ | 0-1 L (OT) | 6-3-1-0 | 13 | 27 | 29 | x | Anderson | 22/41 | 0/1 | 2/2 | Smith | 40/41 | .976 | 16,290 |
| 11 | Fri. | Nov. 24 | DAL | 4-6 L | 6-4-1-0 | 13 | 31 | 35 | 79, 13, 23, 23 | Seguin | 38/41 | 1/3 | 4/4 | Smith | 35/40 | .875 | 18,532 |
| 12 | Sat. | Nov. 25 | COL | 3-2 W | 7-4-1-0 | 15 | 34 | 37 | 27, 79, 11 | Backlund | 28/26 | 1/4 | 2/3 | Rittich | 24/26 | .923 | 15,738 |
| 13 | Wed. | Dec. 6 | TOR | 1-2 L (SO) | 7-4-1-1 | 16 | 35 | 39 | 5 | Nylander | 48/29 | 1/2 | 4/4 | Smith | 28/29 | .966 | 19,217 |
| 14 | Thur. | Dec. 7 | MTL | 3-4 W (OT) | 8-4-1-1 | 18 | 38 | 41 | 23, 21+, 23 | Monahan | 37/37 | 0/4 | 1/1 | Rittich | 35/37 | .946 | 21,302 |
| 15 | Tue. | Dec. 12 | MIN | 1-2 L (SO) | 8-4-1-2 | 19 | 39 | 43 | 79 | Granlund | 27/22 | 0/3 | 2/2 | Smith | 21/22 | .955 | 18,767 |
| 16 | Sun. | Dec. 17 | VAN | 6-1 W | 9-4-1-2 | 21 | 45 | 44 | 77, 5, 19, 5, 93, 79 | Giordano | 38/17 | 1/5 | 4/5 | Rittich | 16/17 | .941 | 18,236 |
| 17 | Thur. | Dec. 28 | SJS | 2-3 L (SO) | 9-4-1-3 | 22 | 47 | 47 | 21, 11 | Pavelski | 34/32 | 1/3 | 2/3 | Rittich | 30/32 | .938 | 17,562 |
| 18 | Fri. | Dec. 29 | ANA | 1-2 L | 9-5-1-3 | 22 | 48 | 49 | 79 | Rakell | 23/41 | 0/3 | 5/6 | Smith | 39/41 | .951 | 17,174 |
| 19 | Tue. | Jan. 9 | MIN | 3-2 W (OT) | 10-5-1-3 | 24 | 51 | 51 | 79, 23, 27 | D. Hamilton | 29/35 | 0/4 | 5/5 | Smith | 33/35 | .943 | 19,011 |
| 20 | Thur. | Jan. 11 | TBL | 5-1 W | 11-5-1-3 | 26 | 56 | 52 | 79, 13, 93, 77, 19 | Gaudreau | 24/34 | 1/1 | 3/3 | Smith | 33/34 | .971 | 19,092 |
| 21 | Fri. | Jan. 12 | FLA | 4-2 W | 12-5-1-3 | 28 | 60 | 54 | 23, 19, 13, 11\$ | Gaudreau | 29/43 | 1/3 | 3/4 | Rittich | 41/43 | .953 | 14,519 |
| 22 | Sun. | Jan. 14 | CAR | 4-1 W | 13-5-1-3 | 30 | 64 | 55 | 18, 27, 27, 19 | D. Hamilton | 30/39 | 1/2 | 5/6 | Smith | 38/39 | .974 | 15,218 |
| 23 | Thur. | Jan. 25 | EDM | 3-4 L (SO) | 13-5-1-4 | 31 | 67 | 59 | 19, 5, 19 | McDavid | 37/37 | 0/4 | 3/3 | Rittich | 34/37 | .919 | 18,347 |
| 24 | Tue. | Feb. 6 | CHI | 3-2 W | 14-5-1-4 | 33 | 70 | 61 | 27, 26, 23 | Monahan | 36/23 | 0/4 | 4/5 | Smith | 34/36 | .944 | 21,480 |
| 25 | Thur. | Feb. 8 | NJD | 3-2 W | 15-5-1-4 | 35 | 73 | 63 | 23, 13, 23 | Monahan | 25/32 | 0/0 | 1/2 | Rittich | 30/32 | .938 | 13,085 |
| 26 | Fri. | Feb. 9 | NYR | 3-4 L | 15-6-1-4 | 35 | 76 | 67 | 61, 20, 19 | Zibanejad | 38/36 | 1/6 | 3/5 | Smith | 32/36 | .889 | 18,006 |
| 27 | Sun. | Feb. 11 | NYI | 3-2 W | 16-6-1-4 | 37 | 79 | 69 | 77, 19, 19 | Tkachuk | 42/25 | 1/4 | 5/5 | Smith | 23/25 | .920 | 11,192 |
| 28 | Tue. | Feb. 13 | BOS | 2-5 L | 16-7-1-4 | 37 | 81 | 74 | 93, 13 | Bergeron | 30/40 | 0/5 | 3/4 | Rittich | 35/39 | .897 | 17,565 |
| 29 | Thur. | Feb. 15 | NSH | 4-3 W | 17-7-1-4 | 39 | 85 | 77 | 19, 27, 77, 20 | Lazar | 31/32 | 2/3 | 5/5 | Rittich | 22/25 | .906 | 17,326 |
| 30 | Wed. | Feb. 21 | VGK | 3-7 L | 17-8-1-4 | 39 | 88 | 84 | 7, 27, 19 | Tuch | 26/31 | 1/1 | 1/2 | Rittich | 17/23 | .731 | 18,014 |
| 31 | Thur. | Feb. 22 | ARI | 5-2 W | 18-8-1-4 | 41 | 93 | 86 | 93, 13, 27, 77*, 19 | Monahan | 38/37 | 1/4 | 0/5 | Gillies | 25/27 | .946 | 11,904 |
| 32 | Tues. | Feb. 27 | DAL | 0-2 L | 18-9-1-4 | 41 | 93 | 88 | x | Shore | 38/26 | 0/6 | 1/6 | Gillies | 24/26 | .923 | 17,124 |
| 33 | Wed. | Feb. 28 | COL | 2-5 L | 18-10-1-4 | 41 | 95 | 93 | 11*, 67 | Barrie | 32/34 | 0/5 | 6/7 | Rittich | 21/24 | .879 | 12,701 |
| 34 | Mon. | Mar. 5 | PIT | 3-4 L (OT) | 18-10-2-4 | 42 | 98 | 97 | 5, 11, 36 | Schultz | 38/32 | 0/2 | 2/2 | Gillies | 28/32 | .875 | 18,630 |
| 35 | Wed. | Mar. 7 | BUF | 5-1 W | 19-10-2-4 | 44 | 103 | 98 | 93, 77, 5, 23, 27 | Jankowski | 41/26 | 1/2 | 0/3 | Rittich | 25/26 | .962 | 17,773 |
| 36 | Fri. | Mar. 9 | OTT | 2-1 W | 20-10-2-4 | 46 | 105 | 99 | 93, 18 | Stajan | 37/30 | 0/2 | 0/2 | Rittich | 29/30 | .967 | 14,498 |
| 37 | Sun. | Mar. 18 | VGK | 0-4 L | 20-11-2-4 | 46 | 105 | 103 | x | Miller | 42/31 | 0/2 | 1/2 | Smith | 27/31 | .871 | 18,075 |
| 38 | Mon. | Mar. 19 | ARI | 2-5 L | 20-12-2-4 | 46 | 107 | 108 | 27, 23 | Ekman-Larrson | 44/30 | 0/3 | 1/1 | Smith | 25/28 | .893 | 13,288 |
| 39 | Sat. | Mar. 24 | SJS | 1-5 L | 20-13-2-4 | 46 | 108 | 113 | 26 | Hansen | 38/33 | 0/4 | 3/3 | Rittich | 28/33 | .848 | 17,562 |
| 40 | Mon. | Mar. 26 | LAK | 0-3 L | 20-14-2-4 | 46 | 108 | 116 | x | Phaneuf | 23/29 | 0/3 | 2/5 | Smith | 26/29 | .897 | 18,230 |
| 41 | Thur. | Apr. 5 | WPG | 1-2 L | 20-15-2-4 | 46 | 109 | 118 | 16 | Stastny | 32/26 | 0/2 | 4/4 | Gillies | 24/26 | .923 | 15,321 |

2018 STANLEY CUP RESULTS

WESTERN CONFERENCE

QUARTER FINALS

- (1) Nashville defeated (WC2) Colorado 4-2
- (2) Winnipeg defeated (3) Minnesota 4-1
- (1) Vegas defeated (WC1) Los Angeles 4-0
- (3) San Jose defeated (2) Anaheim 4-0

SEMI-FINALS

- (2) Winnipeg defeated (1) Nashville 4-3
- (1) Vegas defeated (3) San Jose 4-2

FINALS

- (1) Vegas defeated (2) Winnipeg 4-1

EASTERN CONFERENCE

QUARTER FINALS

- (1) Tampa Bay defeated (WC2) New Jersey 4-1
- (2) Boston defeated (3) Toronto 4-3
- (1) Washington defeated (WC1) Columbus 4-2
- (2) Pittsburgh defeated (3) Philadelphia 4-2

SEMI-FINALS

- (1) Tampa Bay defeated (2) Boston 4-1
- (1) Washington defeated (2) Pittsburgh 4-2

FINALS

- (1) Washington defeated (1) Tampa Bay 4-3

2018 STANLEY CUP FINALS

- (1) Washington defeated (1) Vegas 4-3

DIVISIONAL ALIGNMENT



WESTERN CONFERENCE

PACIFIC DIVISION

- Anaheim Ducks
- Arizona Coyotes
- CALGARY FLAMES
- Edmonton Oilers
- Los Angeles Kings
- San Jose Sharks
- Vancouver Canucks
- Vegas Golden Knights

CENTRAL DIVISION

- Chicago Blackhawks
- Colorado Avalanche
- Dallas Stars
- Minnesota Wild
- Nashville Predators
- St. Louis Blues
- Winnipeg Jets



EASTERN CONFERENCE

ATLANTIC DIVISION

- Boston Bruins
- Buffalo Sabres
- Detroit Red Wings
- Florida Panthers
- Montreal Canadiens
- Ottawa Senators
- Tampa Bay Lightning
- Toronto Maple Leafs

METROPOLITAN DIVISION

- Carolina Hurricanes
- Columbus Blue Jackets
- New Jersey Devils
- New York Islanders
- New York Rangers
- Philadelphia Flyers
- Pittsburgh Penguins
- Washington Capitals

TEAM
VS
TEAM



FLAMES VS ANAHEIM DUCKS



ALL-TIME: 40-50-7-5-3

SINCE CALGARY: 40-50-7-5-3

LAST WIN: January 6, 2018 Flames 3 vs. Ducks 2

| DATE | TEAMS | ATTENDANCE | WINNING GOAL | GOALTENDERS |
|---------------|---------------------|------------|-----------------|--------------------------|
| Oct. 9, 2017 | Ducks 0 AT FLAMES 2 | 15,485 | Sean Monahan | Smith vs Gibson |
| Dec. 29, 2017 | Ducks 2 AT FLAMES 1 | 17,174 | Rickard Rakell | Smith vs Gibson |
| Jan. 6, 2018 | FLAMES 3 AT Ducks 2 | 19,258 | Dougie Hamilton | Smith vs Gibson |
| Mar. 21, 2018 | FLAMES 0 AT Ducks 4 | 19,059 | Andrew Cogliano | Smith, Rittich vs Gibson |

| HEAD TO HEAD | GP | W | L | OTL | SOL | PTS | GF | GA | PPG | SHG | PIM |
|--------------|----|---|---|-----|-----|-----|----|----|-----|-----|-----|
| FLAMES | 4 | 2 | 2 | 0 | 0 | 4 | 6 | 8 | 1 | 0 | 72 |
| Ducks | 4 | 2 | 2 | 0 | 0 | 4 | 8 | 6 | 1 | 2 | 58 |

| GOALS AND SHOTS BY PERIODS | 1st | 2nd | 3rd | OT | TOTAL |
|----------------------------|--------|--------|--------|-------|---------|
| FLAMES | 2 - 43 | 2 - 40 | 2 - 29 | 0 - 0 | 6 - 112 |
| Ducks | 2 - 42 | 2 - 42 | 4 - 45 | 0 - 0 | 8 - 129 |

| FLAMES | GP | G | A | P | +/- | PIM | PP | SH | EN |
|-------------------|----|---|---|---|-----|-----|----|----|----|
| Micheal Ferland | 4 | 2 | 1 | 3 | 2 | 0 | 0 | 0 | 0 |
| Mikael Backlund | 4 | 1 | 1 | 2 | -1 | 6 | 0 | 0 | 0 |
| Sean Monahan | 4 | 1 | 1 | 2 | -1 | 4 | 1 | 0 | 0 |
| Johnny Gaudreau | 4 | 0 | 2 | 2 | 0 | 4 | 0 | 0 | 0 |
| Matthew Tkachuk | 3 | 0 | 2 | 2 | 0 | 9 | 0 | 0 | 0 |
| Mark Giordano | 4 | 1 | 0 | 1 | -1 | 2 | 0 | 0 | 0 |
| Dougie Hamilton | 4 | 1 | 0 | 1 | -1 | 0 | 0 | 0 | 0 |
| Matt Bartkowski | 2 | 0 | 1 | 1 | 1 | 0 | 0 | 0 | 0 |
| Michael Frolik | 2 | 0 | 1 | 1 | 1 | 0 | 0 | 0 | 0 |
| Kris Versteeg | 1 | 0 | 1 | 1 | 0 | 0 | 0 | 0 | 0 |
| Sam Bennett | 4 | 0 | 0 | 0 | -3 | 9 | 0 | 0 | 0 |
| Troy Brouwer | 4 | 0 | 0 | 0 | 0 | 2 | 0 | 0 | 0 |
| Travis Hamonic | 4 | 0 | 0 | 0 | 1 | 5 | 0 | 0 | 0 |
| Curtis Lazar | 4 | 0 | 0 | 0 | 0 | 2 | 0 | 0 | 0 |
| Matt Stajan | 4 | 0 | 0 | 0 | 0 | 0 | 0 | 0 | 0 |
| Michael Stone | 4 | 0 | 0 | 0 | 0 | 2 | 0 | 0 | 0 |
| T.J. Brodie | 3 | 0 | 0 | 0 | -1 | 0 | 0 | 0 | 0 |
| Garnet Hathaway | 3 | 0 | 0 | 0 | -1 | 23 | 0 | 0 | 0 |
| Mark Jankowski | 3 | 0 | 0 | 0 | -1 | 4 | 0 | 0 | 0 |
| Tanner Glass | 2 | 0 | 0 | 0 | -1 | 0 | 0 | 0 | 0 |
| Brett Kulak | 2 | 0 | 0 | 0 | -1 | 0 | 0 | 0 | 0 |
| Rasmus Andersson | 1 | 0 | 0 | 0 | -1 | 0 | 0 | 0 | 0 |
| Jaromir Jagr | 1 | 0 | 0 | 0 | -1 | 0 | 0 | 0 | 0 |
| Andrew Mangiapane | 1 | 0 | 0 | 0 | -1 | 0 | 0 | 0 | 0 |

| DUCKS | GP | G | A | P | +/- | PIM | PP | SH | EN |
|---------------------|----|---|---|---|-----|-----|----|----|----|
| Ryan Getzlaf | 4 | 1 | 4 | 5 | 2 | 4 | 0 | 0 | 0 |
| Rickard Rakell | 4 | 1 | 2 | 3 | 2 | 2 | 1 | 0 | 0 |
| Francois Beauchemin | 4 | 1 | 1 | 2 | -1 | 6 | 0 | 0 | 0 |
| Jakob Silfverberg | 4 | 1 | 1 | 2 | 0 | 2 | 0 | 1 | 0 |
| Hampus Lindholm | 3 | 1 | 1 | 2 | 5 | 0 | 0 | 0 | 0 |
| Andrew Cogliano | 4 | 1 | 0 | 1 | -2 | 0 | 0 | 1 | 0 |
| Cam Fowler | 4 | 1 | 0 | 1 | -1 | 2 | 0 | 0 | 0 |
| Ondrej Kase | 3 | 1 | 0 | 1 | 1 | 0 | 0 | 0 | 0 |
| Adam Henrique | 3 | 0 | 1 | 1 | 1 | 0 | 0 | 0 | 0 |
| Josh Manson | 3 | 0 | 1 | 1 | 1 | 9 | 0 | 0 | 0 |
| Corey Perry | 3 | 0 | 1 | 1 | 1 | 7 | 0 | 0 | 0 |
| Brandon Montour | 4 | 0 | 0 | 0 | 0 | 6 | 0 | 0 | 0 |
| Kevin Bieksa | 3 | 0 | 0 | 0 | -2 | 2 | 0 | 0 | 0 |
| Derek Grant | 3 | 0 | 0 | 0 | 0 | 7 | 0 | 0 | 0 |
| Ryan Kesler | 3 | 0 | 0 | 0 | -2 | 5 | 0 | 0 | 0 |
| Nick Ritchie | 3 | 0 | 0 | 0 | 1 | 4 | 0 | 0 | 0 |
| Logan Shaw | 3 | 0 | 0 | 0 | 1 | 0 | 0 | 0 | 0 |
| Antoine Vermette | 3 | 0 | 0 | 0 | -1 | 2 | 0 | 0 | 0 |
| Chris Wagner | 3 | 0 | 0 | 0 | -1 | 0 | 0 | 0 | 0 |
| Jared Boll | 1 | 0 | 0 | 0 | 0 | 0 | 0 | 0 | 0 |
| Jason Chimera | 1 | 0 | 0 | 0 | 0 | 0 | 0 | 0 | 0 |
| Korbinian Holzer | 1 | 0 | 0 | 0 | 0 | 0 | 0 | 0 | 0 |
| Chris Kelly | 1 | 0 | 0 | 0 | 0 | 0 | 0 | 0 | 0 |
| Jaycob Megna | 1 | 0 | 0 | 0 | 0 | 0 | 0 | 0 | 0 |
| Marcus Pettersson | 1 | 0 | 0 | 0 | 2 | 0 | 0 | 0 | 0 |
| Dennis Rasmussen | 1 | 0 | 0 | 0 | 0 | 0 | 0 | 0 | 0 |
| Kevin Roy | 1 | 0 | 0 | 0 | 1 | 0 | 0 | 0 | 0 |

| GOALTENDERS | GP | MP | SO | GA | SA | SV | GAA | SV % |
|-----------------------|----|-----|----|----|-----|-----|------|------|
| Mike Smith (2-2-0) | 4 | 218 | 1 | 7 | 124 | 117 | 1.93 | .944 |
| David Rittich (0-0-0) | 1 | 20 | 0 | 1 | 5 | 4 | 3.00 | .800 |

| GOALTENDERS | GP | MP | SO | GA | SA | SV | GAA | SV % |
|---------------------|----|-----|----|----|-----|-----|------|------|
| John Gibson (2-2-0) | 4 | 236 | 1 | 6 | 112 | 106 | 1.53 | .946 |

| | POWER PLAY | | | PENALTY KILLING | | |
|--------|------------|-----|-----|-----------------|-----|------|
| | PPG | ADV | % | PK | ADV | % |
| FLAMES | 1 | 13 | 7.7 | 14 | 15 | 93.3 |
| Ducks | 1 | 15 | 6.7 | 12 | 13 | 92.3 |

FLAMES VS ARIZONA COYOTES



ALL-TIME: 94-75-20-5-2

SINCE CALGARY: 90-75-20-5-2

LAST WIN: February 22, 2018 Flames 5 vs. Coyotes 2

| DATE | TEAMS | ATTENDANCE | WINNING GOAL | GOALTENDERS |
|---------------|-----------------------|------------|----------------------|--------------------|
| Nov 30, 2017 | Coyotes 0 AT FLAMES 3 | 18,093 | Mark Jankowski | Smith vs Wedgewood |
| Feb. 22, 2018 | FLAMES 5 AT Coyotes 2 | 11,904 | Sean Monahan | Gillies vs Raanta |
| Mar. 19, 2018 | FLAMES 2 AT Coyotes 5 | 13,288 | Oliver Ekman-Larsson | Smith vs Raanta |
| Apr. 3, 2018 | Coyotes 1 AT FLAMES 4 | 18,677 | Kevin Connauton | Gillies vs Raanta |

| HEAD TO HEAD | GP | W | L | OTL | SOL | PTS | GF | GA | PPG | SHG | PIM |
|--------------|----|---|---|-----|-----|-----|----|----|-----|-----|-----|
| FLAMES | 4 | 2 | 2 | 0 | 0 | 4 | 11 | 11 | 1 | 1 | 37 |
| Coyotes | 4 | 2 | 2 | 0 | 0 | 4 | 11 | 11 | 0 | 0 | 39 |

| GOALS AND SHOTS BY PERIODS | 1st | 2nd | 3rd | OT | TOTAL |
|----------------------------|--------|--------|--------|-------|----------|
| FLAMES | 2 - 45 | 5 - 60 | 4 - 64 | 0 - 0 | 11 - 169 |
| Coyotes | 3 - 43 | 3 - 38 | 5 - 35 | 0 - 0 | 11 - 116 |

| FLAMES | GP | G | A | P | +/- | PIM | PP | SH | EN |
|------------------|----|---|---|---|-----|-----|----|----|----|
| Sam Bennett | 4 | 1 | 3 | 4 | 3 | 4 | 0 | 0 | 0 |
| Johnny Gaudreau | 4 | 1 | 3 | 4 | -2 | 2 | 0 | 0 | 0 |
| Dougie Hamilton | 4 | 1 | 3 | 4 | 3 | 4 | 0 | 0 | 0 |
| Mark Jankowski | 4 | 3 | 0 | 3 | 2 | 0 | 0 | 1 | 0 |
| Sean Monahan | 3 | 2 | 1 | 3 | -2 | 0 | 1 | 0 | 0 |
| Mark Giordano | 4 | 0 | 3 | 3 | 2 | 0 | 0 | 0 | 0 |
| Matthew Tkachuk | 2 | 1 | 1 | 2 | 1 | 4 | 0 | 0 | 0 |
| Mikael Backlund | 4 | 1 | 0 | 1 | -4 | 0 | 0 | 0 | 0 |
| Nick Shore | 1 | 1 | 0 | 1 | 0 | 2 | 0 | 0 | 0 |
| Curtis Lazar | 3 | 0 | 1 | 1 | -1 | 0 | 0 | 0 | 0 |
| Matt Bartkowski | 1 | 0 | 1 | 1 | 0 | 0 | 0 | 0 | 0 |
| Jaromir Jagr | 1 | 0 | 1 | 1 | 2 | 0 | 0 | 0 | 0 |
| Chris Stewart | 1 | 0 | 1 | 1 | -1 | 0 | 0 | 0 | 0 |
| Troy Brouwer | 4 | 0 | 0 | 0 | -4 | 2 | 0 | 0 | 0 |
| Micheal Ferland | 4 | 0 | 0 | 0 | 0 | 5 | 0 | 0 | 0 |
| Michael Frolik | 4 | 0 | 0 | 0 | -2 | 4 | 0 | 0 | 0 |
| Garnet Hathaway | 4 | 0 | 0 | 0 | 1 | 2 | 0 | 0 | 0 |
| Brett Kulak | 4 | 0 | 0 | 0 | -3 | 0 | 0 | 0 | 0 |
| Michael Stone | 4 | 0 | 0 | 0 | -3 | 0 | 0 | 0 | 0 |
| Travis Hamonic | 3 | 0 | 0 | 0 | 0 | 2 | 0 | 0 | 0 |
| Matt Stajan | 3 | 0 | 0 | 0 | 1 | 4 | 0 | 0 | 0 |
| Rasmus Andersson | 2 | 0 | 0 | 0 | -1 | 0 | 0 | 0 | 0 |
| T.J. Brodie | 2 | 0 | 0 | 0 | 0 | 2 | 0 | 0 | 0 |
| Spencer Foo | 1 | 0 | 0 | 0 | 0 | 0 | 0 | 0 | 0 |
| Tanner Glass | 1 | 0 | 0 | 0 | 0 | 0 | 0 | 0 | 0 |

| COYOTES | GP | G | A | P | +/- | PIM | PP | SH | EN |
|----------------------|----|---|---|---|-----|-----|----|----|----|
| Max Domi | 4 | 2 | 3 | 5 | 3 | 18 | 0 | 0 | 1 |
| Kevin Connauton | 4 | 2 | 1 | 3 | 1 | 0 | 0 | 0 | 0 |
| Oliver Ekman-Larsson | 4 | 2 | 1 | 3 | 2 | 2 | 0 | 0 | 1 |
| Derek Stepan | 4 | 1 | 2 | 3 | 4 | 2 | 0 | 0 | 0 |
| Richard Panik | 3 | 2 | 0 | 2 | 1 | 2 | 0 | 0 | 0 |
| Clayton Keller | 4 | 0 | 2 | 2 | 3 | 0 | 0 | 0 | 0 |
| Brendan Perlini | 4 | 0 | 2 | 2 | 2 | 2 | 0 | 0 | 0 |
| Christian Fischer | 4 | 1 | 0 | 1 | -1 | 0 | 0 | 0 | 0 |
| Dylan Strome | 2 | 1 | 0 | 1 | 0 | 0 | 0 | 0 | 0 |
| Josh Archibald | 3 | 0 | 1 | 1 | 1 | 4 | 0 | 0 | 0 |
| Jason Demers | 3 | 0 | 1 | 1 | -1 | 0 | 0 | 0 | 0 |
| Christian Dvorak | 3 | 0 | 1 | 1 | -2 | 0 | 0 | 0 | 0 |
| Trevor Murphy | 1 | 0 | 1 | 1 | 2 | 0 | 0 | 0 | 0 |
| Nick Cousins | 4 | 0 | 0 | 0 | -3 | 2 | 0 | 0 | 0 |
| Alex Goligoski | 4 | 0 | 0 | 0 | -2 | 0 | 0 | 0 | 0 |
| Jordan Martinook | 4 | 0 | 0 | 0 | -3 | 0 | 0 | 0 | 0 |
| Brad Richardson | 4 | 0 | 0 | 0 | -3 | 0 | 0 | 0 | 0 |
| Zac Rinaldo | 4 | 0 | 0 | 0 | 1 | 5 | 0 | 0 | 0 |
| Jakob Chychrun | 3 | 0 | 0 | 0 | 1 | 0 | 0 | 0 | 0 |
| Niklas Hjalmarsson | 2 | 0 | 0 | 0 | -1 | 2 | 0 | 0 | 0 |
| Luke Schenn | 2 | 0 | 0 | 0 | 1 | 0 | 0 | 0 | 0 |
| Joel Hanley | 1 | 0 | 0 | 0 | -1 | 0 | 0 | 0 | 0 |
| Tobias Rieder | 1 | 0 | 0 | 0 | 0 | 0 | 0 | 0 | 0 |

| GOALTENDERS | GP | MP | SO | GA | SA | SV | GAA | SV% |
|---------------------|----|-----|----|----|----|----|------|------|
| Mike Smith (1-1-0) | 2 | 119 | 1 | 3 | 56 | 53 | 1.52 | .946 |
| Jon Gillies (1-1-0) | 2 | 120 | 0 | 6 | 58 | 52 | 3.00 | .897 |

| GOALTENDERS | GP | MP | SO | GA | SA | SV | GAA | SV% |
|-------------------------|----|-----|----|----|-----|-----|------|------|
| Antti Raanta (2-1-0) | 3 | 179 | 0 | 8 | 125 | 117 | 2.68 | .936 |
| Scott Wedgewood (0-1-0) | 1 | 60 | 0 | 3 | 44 | 41 | 3.00 | .932 |

| | POWER PLAY | | | PENALTY KILLING | | |
|---------|------------|-----|------|-----------------|-----|-------|
| | PPG | ADV | % | PK | ADV | % |
| FLAMES | 1 | 9 | 11.1 | 12 | 12 | 100.0 |
| Coyotes | 0 | 12 | 0.0 | 8 | 9 | 88.9 |

FLAMES VS BOSTON BRUINS



ALL-TIME: 37-59-10-1-0

SINCE CALGARY: 28-33-8-1-0

LAST WIN: November 25, 2016 Flames 2 vs. Bruins 1

| DATE | TEAMS | ATTENDANCE | WINNING GOAL | GOALTENDERS |
|-----------------|----------------------|------------|------------------|-----------------|
| Feb. 13, 2018 | FLAMES 2 AT Bruins 5 | 17,565 | Patrice Bergeron | Rittich vs Rask |
| Feb. 19, 2018 * | Bruins 2 AT FLAMES 1 | 19,289 | Brad Marchand | Rittich vs Rask |

* Overtime

| HEAD TO HEAD | GP | W | L | OTL | SOL | PTS | GF | GA | PPG | SHG | PIM |
|--------------|----|---|---|-----|-----|-----|----|----|-----|-----|-----|
| FLAMES | 2 | 0 | 1 | 1 | 0 | 1 | 3 | 7 | 1 | 0 | 17 |
| Bruins | 2 | 2 | 0 | 0 | 0 | 4 | 7 | 3 | 1 | 0 | 21 |

| GOALS AND SHOTS BY PERIODS | 1st | 2nd | 3rd | OT | TOTAL |
|----------------------------|--------|--------|--------|-------|--------|
| FLAMES | 2 - 17 | 1 - 16 | 0 - 21 | 0 - 5 | 3 - 59 |
| Bruins | 2 - 24 | 1 - 26 | 3 - 20 | 1 - 2 | 7 - 72 |

| FLAMES | GP | G | A | P | +/- | PIM | PP | SH | EN |
|-----------------|----|---|---|---|-----|-----|----|----|----|
| Johnny Gaudreau | 2 | 1 | 1 | 2 | -2 | 0 | 0 | 0 | 0 |
| Sam Bennett | 2 | 1 | 0 | 1 | 1 | 0 | 0 | 0 | 0 |
| Matthew Tkachuk | 2 | 1 | 0 | 1 | -3 | 0 | 1 | 0 | 0 |
| Mark Giordano | 2 | 0 | 1 | 1 | -2 | 2 | 0 | 0 | 0 |
| Garnet Hathaway | 2 | 0 | 1 | 1 | 1 | 5 | 0 | 0 | 0 |
| Sean Monahan | 2 | 0 | 1 | 1 | -2 | 2 | 0 | 0 | 0 |
| Matt Stajan | 2 | 0 | 1 | 1 | 2 | 2 | 0 | 0 | 0 |
| Mikael Backlund | 2 | 0 | 0 | 0 | -4 | 0 | 0 | 0 | 0 |
| T.J. Brodie | 2 | 0 | 0 | 0 | -2 | 0 | 0 | 0 | 0 |
| Micheal Ferland | 2 | 0 | 0 | 0 | -2 | 0 | 0 | 0 | 0 |
| Michael Frolik | 2 | 0 | 0 | 0 | -4 | 4 | 0 | 0 | 0 |
| Dougie Hamilton | 2 | 0 | 0 | 0 | -3 | 0 | 0 | 0 | 0 |
| Travis Hamonic | 2 | 0 | 0 | 0 | 1 | 0 | 0 | 0 | 0 |
| Mark Jankowski | 2 | 0 | 0 | 0 | 0 | 0 | 0 | 0 | 0 |
| Brett Kulak | 2 | 0 | 0 | 0 | 0 | 0 | 0 | 0 | 0 |
| Curtis Lazar | 2 | 0 | 0 | 0 | 1 | 0 | 0 | 0 | 0 |
| Michael Stone | 2 | 0 | 0 | 0 | -1 | 2 | 0 | 0 | 0 |
| Morgan Klimchuk | 1 | 0 | 0 | 0 | 0 | 0 | 0 | 0 | 0 |
| Ryan Lomberg | 1 | 0 | 0 | 0 | 0 | 0 | 0 | 0 | 0 |

| BRUINS | GP | G | A | P | +/- | PIM | PP | SH | EN |
|------------------|----|---|---|---|-----|-----|----|----|----|
| Patrice Bergeron | 2 | 2 | 1 | 3 | 1 | 0 | 1 | 0 | 0 |
| Riley Nash | 2 | 2 | 1 | 3 | 3 | 0 | 0 | 0 | 0 |
| Brad Marchand | 2 | 1 | 1 | 2 | 2 | 2 | 0 | 0 | 0 |
| David Backes | 2 | 0 | 2 | 2 | 2 | 0 | 0 | 0 | 0 |
| Zdeno Chara | 2 | 1 | 0 | 1 | 1 | 2 | 0 | 0 | 1 |
| David Pastrnak | 2 | 1 | 0 | 1 | 0 | 2 | 0 | 0 | 0 |
| Matt Grzelcyk | 2 | 0 | 1 | 1 | 0 | 2 | 0 | 0 | 0 |
| Torey Krug | 2 | 0 | 1 | 1 | 3 | 0 | 0 | 0 | 0 |
| Charlie McAvoy | 2 | 0 | 1 | 1 | 3 | 0 | 0 | 0 | 0 |
| Tim Schaller | 2 | 0 | 1 | 1 | 2 | 2 | 0 | 0 | 0 |
| Noel Acciari | 2 | 0 | 0 | 0 | 1 | 0 | 0 | 0 | 0 |
| Brandon Carlo | 2 | 0 | 0 | 0 | 0 | 0 | 0 | 0 | 0 |
| Jake DeBrusk | 2 | 0 | 0 | 0 | -1 | 0 | 0 | 0 | 0 |
| Danton Heinen | 2 | 0 | 0 | 0 | 1 | 2 | 0 | 0 | 0 |
| David Krejci | 2 | 0 | 0 | 0 | 0 | 2 | 0 | 0 | 0 |
| Sean Kuraly | 2 | 0 | 0 | 0 | 0 | 2 | 0 | 0 | 0 |
| Adam McQuaid | 2 | 0 | 0 | 0 | 0 | 5 | 0 | 0 | 0 |
| Ryan Spooner | 2 | 0 | 0 | 0 | 0 | 0 | 0 | 0 | 0 |

| GOALTENDERS | GP | MP | SO | GA | SA | SV | GAA | SV % |
|-----------------------|----|-----|----|----|----|----|------|------|
| David Rittich (0-1-1) | 2 | 123 | 0 | 6 | 71 | 65 | 2.93 | .915 |

| GOALTENDERS | GP | MP | SO | GA | SA | SV | GAA | SV % |
|---------------------|----|-----|----|----|----|----|------|------|
| Tuukka Rask (2-0-0) | 2 | 124 | 0 | 3 | 59 | 56 | 1.46 | .949 |

| | POWER PLAY | | | PENALTY KILLING | | |
|--------|------------|-----|------|-----------------|-----|------|
| | PPG | ADV | % | PK | ADV | % |
| FLAMES | 1 | 8 | 12.5 | 5 | 6 | 83.3 |
| Bruins | 1 | 6 | 16.7 | 7 | 8 | 87.5 |

FLAMES VS BUFFALO SABRES



ALL-TIME: 39-48-16-2-2

SINCE CALGARY: 28-33-7-2-2

LAST WIN: March 7, 2018 Flames 5 vs. Sabres 1

| DATE | TEAMS | ATTENDANCE | WINNING GOAL | GOALTENDERS |
|-----------------|----------------------|------------|----------------|----------------------------|
| Jan. 22, 2018 * | Sabres 2 AT FLAMES 1 | 18,349 | Jack Eichel | Smith vs Johnson |
| Mar. 7, 2018 | FLAMES 5 AT Sabres 2 | 17,773 | Mark Jankowski | Rittich vs Johnson, Lehner |

* Overtime

| HEAD TO HEAD | GP | W | L | OTL | SOL | PTS | GF | GA | PPG | SHG | PIM |
|--------------|----|---|---|-----|-----|-----|----|----|-----|-----|-----|
| FLAMES | 2 | 1 | 0 | 1 | 0 | 3 | 6 | 3 | 2 | 0 | 19 |
| Sabres | 2 | 1 | 1 | 0 | 0 | 2 | 3 | 6 | 0 | 0 | 17 |

| GOALS AND SHOTS BY PERIODS | 1st | 2nd | 3rd | OT | TOTAL |
|----------------------------|--------|--------|--------|-------|--------|
| FLAMES | 3 - 30 | 3 - 26 | 0 - 18 | 0 - 0 | 6 - 74 |
| Sabres | 1 - 18 | 0 - 19 | 1 - 20 | 1 - 2 | 3 - 59 |

| FLAMES | GP | G | A | P | +/- | PIM | PP | SH | EN |
|-----------------|----|---|---|---|-----|-----|----|----|----|
| Mark Giordano | 2 | 1 | 2 | 3 | 0 | 0 | 0 | 0 | 0 |
| Johnny Gaudreau | 2 | 0 | 3 | 3 | 2 | 0 | 0 | 0 | 0 |
| Sam Bennett | 2 | 1 | 1 | 2 | 0 | 0 | 0 | 0 | 0 |
| Mark Jankowski | 2 | 1 | 1 | 2 | 0 | 0 | 0 | 0 | 0 |
| Sean Monahan | 2 | 1 | 1 | 2 | 2 | 0 | 0 | 0 | 0 |
| T.J. Brodie | 2 | 0 | 2 | 2 | 2 | 0 | 0 | 0 | 0 |
| Dougie Hamilton | 2 | 1 | 0 | 1 | 2 | 4 | 1 | 0 | 0 |
| Matthew Tkachuk | 2 | 1 | 0 | 1 | 0 | 0 | 1 | 0 | 0 |
| Micheal Ferland | 2 | 0 | 1 | 1 | 2 | 0 | 0 | 0 | 0 |
| Travis Hamonic | 2 | 0 | 1 | 1 | 1 | 0 | 0 | 0 | 0 |
| Mikael Backlund | 2 | 0 | 0 | 0 | -1 | 4 | 0 | 0 | 0 |
| Troy Brouwer | 2 | 0 | 0 | 0 | -1 | 0 | 0 | 0 | 0 |
| Garnet Hathaway | 2 | 0 | 0 | 0 | 0 | 0 | 0 | 0 | 0 |
| Brett Kulak | 2 | 0 | 0 | 0 | -1 | 0 | 0 | 0 | 0 |
| Curtis Lazar | 2 | 0 | 0 | 0 | 0 | 9 | 0 | 0 | 0 |
| Matt Stajan | 2 | 0 | 0 | 0 | 0 | 0 | 0 | 0 | 0 |
| Michael Stone | 2 | 0 | 0 | 0 | -2 | 2 | 0 | 0 | 0 |
| Michael Frolik | 1 | 0 | 0 | 0 | 0 | 0 | 0 | 0 | 0 |
| Marek Hrivik | 1 | 0 | 0 | 0 | 0 | 0 | 0 | 0 | 0 |

| SABRES | GP | G | A | P | +/- | PIM | PP | SH | EN |
|--------------------|----|---|---|---|-----|-----|----|----|----|
| Scott Wilson | 2 | 1 | 1 | 2 | 1 | 0 | 0 | 0 | 0 |
| Casey Nelson | 2 | 1 | 0 | 1 | -1 | 0 | 0 | 0 | 0 |
| Jack Eichel | 1 | 1 | 0 | 1 | 1 | 0 | 0 | 0 | 0 |
| Ryan O'Reilly | 2 | 0 | 1 | 1 | 1 | 0 | 0 | 0 | 0 |
| Jason Pominville | 2 | 0 | 1 | 1 | 0 | 0 | 0 | 0 | 0 |
| Rasmus Ristolainen | 2 | 0 | 1 | 1 | -1 | 0 | 0 | 0 | 0 |
| Nicholas Baptiste | 2 | 0 | 0 | 0 | -1 | 4 | 0 | 0 | 0 |
| Nathan Beaulieu | 2 | 0 | 0 | 0 | 0 | 5 | 0 | 0 | 0 |
| Zemgus Girgensons | 2 | 0 | 0 | 0 | -2 | 0 | 0 | 0 | 0 |
| Johan Larsson | 2 | 0 | 0 | 0 | -1 | 0 | 0 | 0 | 0 |
| Jordan Nolan | 2 | 0 | 0 | 0 | -1 | 0 | 0 | 0 | 0 |
| Kyle Okposo | 2 | 0 | 0 | 0 | 1 | 2 | 0 | 0 | 0 |
| Sam Reinhart | 2 | 0 | 0 | 0 | 0 | 0 | 0 | 0 | 0 |
| Marco Scandella | 2 | 0 | 0 | 0 | -1 | 0 | 0 | 0 | 0 |
| Victor Antipin | 1 | 0 | 0 | 0 | -1 | 0 | 0 | 0 | 0 |
| Justin Falk | 1 | 0 | 0 | 0 | 1 | 0 | 0 | 0 | 0 |
| Seth Griffith | 1 | 0 | 0 | 0 | -1 | 0 | 0 | 0 | 0 |
| Brendan Guhle | 1 | 0 | 0 | 0 | -1 | 0 | 0 | 0 | 0 |
| Jacob Josefson | 1 | 0 | 0 | 0 | 0 | 2 | 0 | 0 | 0 |
| Evander Kane | 1 | 0 | 0 | 0 | 0 | 0 | 0 | 0 | 0 |
| Jake McCabe | 1 | 0 | 0 | 0 | 1 | 2 | 0 | 0 | 0 |
| Benoit Pouliot | 1 | 0 | 0 | 0 | -1 | 0 | 0 | 0 | 0 |
| Evan Rodrigues | 1 | 0 | 0 | 0 | 0 | 0 | 0 | 0 | 0 |

| GOALTENDERS | GP | MP | SO | GA | SA | SV | GAA | SV % |
|-----------------------|----|----|----|----|----|----|------|------|
| David Rittich (1-0-0) | 1 | 62 | 0 | 1 | 26 | 25 | 1.00 | .962 |
| Mike Smith (0-0-1) | 1 | 61 | 0 | 2 | 33 | 31 | 1.96 | .939 |

| GOALTENDERS | GP | MP | SO | GA | SA | SV | GAA | SV % |
|----------------------|----|----|----|----|----|----|------|------|
| Chad Johnson (1-1-0) | 2 | 88 | 0 | 5 | 55 | 50 | 3.43 | .909 |
| Robin Lehner (0-0-0) | 1 | 34 | 0 | 1 | 19 | 18 | 1.77 | .947 |

| | POWER PLAY | | | PENALTY KILLING | | |
|--------|------------|-----|------|-----------------|-----|-------|
| | PPG | ADV | % | PK | ADV | % |
| FLAMES | 2 | 5 | 40.0 | 6 | 6 | 100.0 |
| Sabres | 0 | 6 | 0.0 | 3 | 5 | 60.0 |

FLAMES VS CAROLINA HURRICANES



ALL-TIME: 44-21-7-0-1

SINCE CALGARY: 43-18-7-0-1

LAST WIN: January 14, 2018 Flames 4 vs. Hurricanes 1

| DATE | TEAMS | ATTENDANCE | WINNING GOAL | GOALTENDERS |
|---------------|--------------------------|------------|-----------------|------------------|
| Oct. 19, 2017 | Hurricanes 2 AT FLAMES 1 | 18,119 | Justin Williams | Smith vs Darling |
| Jan. 14, 2018 | FLAMES 4 AT Hurricanes 1 | 15,218 | Dougie Hamilton | Smith vs Darling |

| HEAD TO HEAD | GP | W | L | OTL | SOL | PTS | GF | GA | PPG | SHG | PIM |
|--------------|----|---|---|-----|-----|-----|----|----|-----|-----|-----|
| FLAMES | 2 | 1 | 1 | 0 | 0 | 2 | 5 | 3 | 1 | 0 | 37 |
| Hurricanes | 2 | 1 | 1 | 0 | 0 | 2 | 3 | 5 | 2 | 0 | 25 |

| GOALS AND SHOTS BY PERIODS | 1st | 2nd | 3rd | OT | TOTAL |
|----------------------------|--------|--------|--------|-------|--------|
| FLAMES | 2 - 21 | 0 - 18 | 3 - 17 | 0 - 0 | 5 - 56 |
| Hurricanes | 0 - 18 | 1 - 31 | 2 - 23 | 0 - 0 | 3 - 72 |

| FLAMES | GP | G | A | P | +/- | PIM | PP | SH | EN |
|-------------------|----|---|---|---|-----|-----|----|----|----|
| Johnny Gaudreau | 2 | 0 | 3 | 3 | 2 | 0 | 0 | 0 | 0 |
| Dougie Hamilton | 2 | 2 | 0 | 2 | 2 | 4 | 0 | 0 | 0 |
| Matthew Tkachuk | 2 | 1 | 1 | 2 | 1 | 6 | 1 | 0 | 0 |
| Matt Stajan | 2 | 1 | 0 | 1 | 1 | 0 | 0 | 0 | 0 |
| Sean Monahan | 1 | 1 | 0 | 1 | 1 | 0 | 0 | 0 | 0 |
| Mikael Backlund | 2 | 0 | 1 | 1 | 1 | 2 | 0 | 0 | 0 |
| Troy Brouwer | 2 | 0 | 1 | 1 | 1 | 0 | 0 | 0 | 0 |
| Micheal Ferland | 2 | 0 | 1 | 1 | -1 | 2 | 0 | 0 | 0 |
| Jaromir Jagr | 1 | 0 | 1 | 1 | 1 | 0 | 0 | 0 | 0 |
| Curtis Lazar | 1 | 0 | 1 | 1 | 1 | 0 | 0 | 0 | 0 |
| Sam Bennett | 2 | 0 | 0 | 0 | -1 | 2 | 0 | 0 | 0 |
| T.J. Brodie | 2 | 0 | 0 | 0 | 1 | 0 | 0 | 0 | 0 |
| Mark Giordano | 2 | 0 | 0 | 0 | 1 | 15 | 0 | 0 | 0 |
| Travis Hamonic | 2 | 0 | 0 | 0 | 1 | 2 | 0 | 0 | 0 |
| Michael Stone | 2 | 0 | 0 | 0 | 0 | 0 | 0 | 0 | 0 |
| Matt Bartkowski | 1 | 0 | 0 | 0 | -1 | 0 | 0 | 0 | 0 |
| Michael Frolik | 1 | 0 | 0 | 0 | 0 | 0 | 0 | 0 | 0 |
| Tanner Glass | 1 | 0 | 0 | 0 | 0 | 0 | 0 | 0 | 0 |
| Garnet Hathaway | 1 | 0 | 0 | 0 | 0 | 2 | 0 | 0 | 0 |
| Marek Hrivik | 1 | 0 | 0 | 0 | 1 | 0 | 0 | 0 | 0 |
| Mark Jankowski | 1 | 0 | 0 | 0 | 0 | 2 | 0 | 0 | 0 |
| Brett Kulak | 1 | 0 | 0 | 0 | 2 | 0 | 0 | 0 | 0 |
| Andrew Mangiapane | 1 | 0 | 0 | 0 | 0 | 0 | 0 | 0 | 0 |
| Kris Versteeg | 1 | 0 | 0 | 0 | 0 | 0 | 0 | 0 | 0 |

| HURRICANES | GP | G | A | P | +/- | PIM | PP | SH | EN |
|---------------------|----|---|---|---|-----|-----|----|----|----|
| Jeff Skinner | 2 | 1 | 1 | 2 | -1 | 0 | 0 | 0 | 0 |
| Brock McGinn | 2 | 0 | 2 | 2 | 0 | 0 | 0 | 0 | 0 |
| Justin Williams | 2 | 1 | 0 | 1 | -1 | 19 | 1 | 0 | 0 |
| Lee Stempniak | 1 | 1 | 0 | 1 | -2 | 0 | 1 | 0 | 0 |
| Noah Hanifin | 2 | 0 | 1 | 1 | 0 | 0 | 0 | 0 | 0 |
| Victor Rask | 2 | 0 | 1 | 1 | -1 | 2 | 0 | 0 | 0 |
| Derek Ryan | 1 | 0 | 1 | 1 | 1 | 0 | 0 | 0 | 0 |
| Sebastian Aho | 2 | 0 | 0 | 0 | -1 | 0 | 0 | 0 | 0 |
| Justin Faulk | 2 | 0 | 0 | 0 | -3 | 0 | 0 | 0 | 0 |
| Haydn Fleury | 2 | 0 | 0 | 0 | 0 | 0 | 0 | 0 | 0 |
| Marcus Kruger | 2 | 0 | 0 | 0 | 0 | 0 | 0 | 0 | 0 |
| Elias Lindholm | 2 | 0 | 0 | 0 | 0 | 0 | 0 | 0 | 0 |
| Joakim Nordstrom | 2 | 0 | 0 | 0 | -1 | 0 | 0 | 0 | 0 |
| Jacob Slavin | 2 | 0 | 0 | 0 | -1 | 0 | 0 | 0 | 0 |
| Jordan Staal | 2 | 0 | 0 | 0 | -1 | 2 | 0 | 0 | 0 |
| Teuvo Teravainen | 2 | 0 | 0 | 0 | 0 | 0 | 0 | 0 | 0 |
| Trevor van Riemsdyk | 2 | 0 | 0 | 0 | -1 | 2 | 0 | 0 | 0 |
| Klas Dahlbeck | 1 | 0 | 0 | 0 | -1 | 0 | 0 | 0 | 0 |
| Josh Jooris | 1 | 0 | 0 | 0 | 0 | 0 | 0 | 0 | 0 |
| Brett Pesce | 1 | 0 | 0 | 0 | 0 | 0 | 0 | 0 | 0 |
| Lucas Wallmark | 1 | 0 | 0 | 0 | -1 | 0 | 0 | 0 | 0 |

| GOALTENDERS | GP | MP | SO | GA | SA | SV | GAA | SV% |
|--------------------|----|-----|----|----|----|----|------|------|
| Mike Smith (1-1-0) | 2 | 118 | 0 | 3 | 72 | 69 | 1.52 | .958 |

| GOALTENDERS | GP | MP | SO | GA | SA | SV | GAA | SV% |
|-----------------------|----|-----|----|----|----|----|------|------|
| Scott Darling (1-1-0) | 2 | 120 | 0 | 5 | 56 | 51 | 2.51 | .911 |

| | POWER PLAY | | | PENALTY KILLING | | |
|------------|------------|-----|------|-----------------|-----|------|
| | PPG | ADV | % | PK | ADV | % |
| FLAMES | 1 | 3 | 33.3 | 9 | 11 | 81.8 |
| Hurricanes | 1 | 11 | 18.2 | 2 | 3 | 66.7 |

FLAMES VS CHICAGO BLACKHAWKS



ALL-TIME: 69-70-26-3-2

SINCE CALGARY: 56-52-17-3-2

LAST WIN: February 6, 2018 Flames 3 vs. Blackhawks 2

| DATE | TEAMS | ATTENDANCE | WINNING GOAL | GOALTENDERS |
|-----------------|--------------------------|------------|---------------|----------------|
| Dec. 31, 2017 * | Blackhawks 3 AT FLAMES 4 | 19,289 | Mark Giordano | Smith vs Glass |
| Feb. 3, 2018 * | Blackhawks 3 AT FLAMES 4 | 19,289 | Sean Monahan | Smith vs Glass |
| Feb. 6, 2018 | FLAMES 3 AT Blackhawks 2 | 21,480 | Sean Monahan | Smith vs Glass |

* Overtime

| HEAD TO HEAD | GP | W | L | OTL | SOL | PTS | GF | GA | PPG | SHG | PIM |
|--------------|----|---|---|-----|-----|-----|----|----|-----|-----|-----|
| FLAMES | 3 | 3 | 0 | 0 | 0 | 6 | 11 | 8 | 2 | 0 | 16 |
| Blackhawks | 3 | 0 | 1 | 2 | 0 | 2 | 8 | 11 | 2 | 0 | 16 |

| GOALS AND SHOTS BY PERIODS | 1st | 2nd | 3rd | OT | TOTAL |
|----------------------------|--------|--------|--------|-------|----------|
| FLAMES | 1 - 38 | 5 - 32 | 3 - 28 | 2 - 3 | 11 - 101 |
| Blackhawks | 2 - 30 | 4 - 42 | 2 - 28 | 0 - 1 | 8 - 101 |

| FLAMES | GP | G | A | P | +/- | PIM | PP | SH | EN |
|-------------------|----|---|---|---|-----|-----|----|----|----|
| Johnny Gaudreau | 3 | 2 | 4 | 6 | 5 | 0 | 0 | 0 | 0 |
| Sean Monahan | 3 | 3 | 2 | 5 | 5 | 0 | 0 | 0 | 1 |
| T.J. Brodie | 3 | 0 | 4 | 4 | 2 | 0 | 0 | 0 | 0 |
| Mark Giordano | 3 | 1 | 2 | 3 | 1 | 0 | 0 | 0 | 0 |
| Mikael Backlund | 3 | 0 | 3 | 3 | -1 | 0 | 0 | 0 | 0 |
| Matthew Tkachuk | 3 | 2 | 0 | 2 | 0 | 0 | 2 | 0 | 0 |
| Dougie Hamilton | 3 | 1 | 0 | 1 | 1 | 2 | 0 | 0 | 0 |
| Matt Stajan | 3 | 1 | 0 | 1 | 0 | 0 | 0 | 0 | 0 |
| Michael Frolik | 2 | 1 | 0 | 1 | 0 | 0 | 0 | 0 | 0 |
| Micheal Ferland | 3 | 0 | 1 | 1 | 3 | 2 | 0 | 0 | 0 |
| Travis Hamonic | 3 | 0 | 1 | 1 | 1 | 2 | 0 | 0 | 0 |
| Michael Stone | 3 | 0 | 1 | 1 | -1 | 0 | 0 | 0 | 0 |
| Sam Bennett | 3 | 0 | 0 | 0 | -3 | 4 | 0 | 0 | 0 |
| Troy Brouwer | 3 | 0 | 0 | 0 | 1 | 2 | 0 | 0 | 0 |
| Garnet Hathaway | 3 | 0 | 0 | 0 | -1 | 2 | 0 | 0 | 0 |
| Mark Jankowski | 2 | 0 | 0 | 0 | -1 | 0 | 0 | 0 | 0 |
| Brett Kulak | 2 | 0 | 0 | 0 | 0 | 0 | 0 | 0 | 0 |
| Curtis Lazar | 2 | 0 | 0 | 0 | 0 | 0 | 0 | 0 | 0 |
| Andrew Mangiapane | 2 | 0 | 0 | 0 | 0 | 0 | 0 | 0 | 0 |
| Matt Bartkowski | 1 | 0 | 0 | 0 | 0 | 0 | 0 | 0 | 0 |
| Jaromir Jagr | 1 | 0 | 0 | 0 | -1 | 2 | 0 | 0 | 0 |

| BLACKHAWKS | GP | G | A | P | +/- | PIM | PP | SH | EN |
|-------------------|----|---|---|---|-----|-----|----|----|----|
| Patrick Kane | 3 | 1 | 2 | 3 | -1 | 0 | 0 | 0 | 0 |
| Jordan Oesterle | 3 | 1 | 2 | 3 | -1 | 2 | 0 | 0 | 0 |
| Jonathan Toews | 3 | 1 | 2 | 3 | -2 | 0 | 0 | 0 | 0 |
| Vinnie Hinostroza | 3 | 1 | 1 | 2 | 1 | 0 | 1 | 0 | 0 |
| Brandon Saad | 3 | 1 | 1 | 2 | 1 | 0 | 0 | 0 | 0 |
| Nick Schmaltz | 3 | 1 | 1 | 2 | -1 | 0 | 0 | 0 | 0 |
| Alex DeBrincat | 3 | 1 | 0 | 1 | -3 | 0 | 1 | 0 | 0 |
| Anthony Duclair | 2 | 1 | 0 | 1 | -2 | 0 | 0 | 0 | 0 |
| Brent Seabrook | 3 | 0 | 1 | 1 | -2 | 2 | 0 | 0 | 0 |
| Artem Anisimov | 2 | 0 | 1 | 1 | 1 | 2 | 0 | 0 | 0 |
| David Kampf | 3 | 0 | 0 | 0 | 0 | 0 | 0 | 0 | 0 |
| Duncan Keith | 3 | 0 | 0 | 0 | 0 | 0 | 0 | 0 | 0 |
| Lance Bouma | 2 | 0 | 0 | 0 | -1 | 2 | 0 | 0 | 0 |
| Erik Gustafsson | 2 | 0 | 0 | 0 | -1 | 2 | 0 | 0 | 0 |
| Ryan Hartman | 2 | 0 | 0 | 0 | 1 | 2 | 0 | 0 | 0 |
| Tomas Jurco | 2 | 0 | 0 | 0 | 0 | 2 | 0 | 0 | 0 |
| Michal Kempny | 2 | 0 | 0 | 0 | -1 | 0 | 0 | 0 | 0 |
| Connor Murphy | 2 | 0 | 0 | 0 | -1 | 0 | 0 | 0 | 0 |
| Jan Rutta | 2 | 0 | 0 | 0 | 1 | 0 | 0 | 0 | 0 |
| Tommy Wingels | 2 | 0 | 0 | 0 | -1 | 2 | 0 | 0 | 0 |
| Cody Franson | 1 | 0 | 0 | 0 | 1 | 0 | 0 | 0 | 0 |
| John Hayden | 1 | 0 | 0 | 0 | 0 | 0 | 0 | 0 | 0 |
| Richard Panik | 1 | 0 | 0 | 0 | 1 | 0 | 0 | 0 | 0 |
| Patrick Sharp | 1 | 0 | 0 | 0 | 0 | 0 | 0 | 0 | 0 |

| GOALTENDERS | GP | MP | SO | GA | SA | SV | GAA | SV % |
|--------------------|----|-----|----|----|-----|----|------|------|
| Mike Smith (3-0-0) | 3 | 182 | 0 | 8 | 101 | 93 | 2.64 | .921 |

| GOALTENDERS | GP | MP | SO | GA | SA | SV | GAA | SV % |
|--------------------|----|-----|----|----|-----|----|------|------|
| Jeff Glass (0-1-2) | 3 | 180 | 0 | 10 | 100 | 90 | 3.34 | .900 |

| | POWER PLAY | | | PENALTY KILLING | | |
|------------|------------|-----|------|-----------------|-----|------|
| | PPG | ADV | % | PK | ADV | % |
| FLAMES | 2 | 7 | 28.6 | 6 | 8 | 75.0 |
| Blackhawks | 2 | 8 | 25.0 | 5 | 7 | 71.4 |

FLAMES VS COLORADO AVALANCHE



ALL-TIME: 75-58-20-5-3

SINCE CALGARY: 72-58-19-5-3

LAST WIN: February 24, 2018 Flames 5 vs. Avalanche 1

| DATE | TEAMS | ATTENDANCE | WINNING GOAL | GOALTENDERS |
|---------------|-------------------------|------------|-----------------|---------------------|
| Nov. 25, 2017 | FLAMES 3 AT Avalanche 2 | 15,738 | Mikael Backlund | Rittich vs Bernier |
| Feb. 24, 2018 | Avalanche 1 AT FLAMES 5 | 19,201 | Mark Giordano | Gillies vs Varlamov |
| Feb. 28, 2018 | FLAMES 2 AT Avalanche 5 | 12,107 | Tyson Barrie | Rittich vs Varlamov |

| HEAD TO HEAD | GP | W | L | OTL | SOL | PTS | GF | GA | PPG | SHG | PIM |
|--------------|----|---|---|-----|-----|-----|----|----|-----|-----|-----|
| FLAMES | 3 | 2 | 1 | 0 | 0 | 4 | 10 | 8 | 3 | 1 | 53 |
| Avalanche | 3 | 1 | 2 | 0 | 0 | 2 | 8 | 10 | 2 | 0 | 45 |

| GOALS AND SHOTS BY PERIODS | 1st | 2nd | 3rd | OT | TOTAL |
|----------------------------|--------|--------|--------|-------|---------|
| FLAMES | 4 - 23 | 4 - 29 | 2 - 37 | 0 - 0 | 10 - 89 |
| Avalanche | 1 - 33 | 5 - 40 | 2 - 16 | 0 - 0 | 8 - 89 |

| FLAMES | GP | G | A | P | +/- | PIM | PP | SH | EN |
|-------------------|----|---|---|---|-----|-----|----|----|----|
| Mikael Backlund | 3 | 3 | 4 | 7 | 3 | 0 | 1 | 1 | 0 |
| Matthew Tkachuk | 3 | 0 | 4 | 4 | 2 | 6 | 0 | 0 | 0 |
| Michael Frolik | 3 | 2 | 1 | 3 | 1 | 0 | 0 | 0 | 0 |
| Troy Brouwer | 3 | 1 | 1 | 2 | 0 | 0 | 0 | 0 | 0 |
| Sean Monahan | 3 | 1 | 1 | 2 | -1 | 2 | 1 | 0 | 0 |
| T.J. Brodie | 3 | 0 | 2 | 2 | 0 | 0 | 0 | 0 | 0 |
| Mark Giordano | 3 | 1 | 0 | 1 | 2 | 0 | 0 | 0 | 0 |
| Dougie Hamilton | 3 | 1 | 0 | 1 | 1 | 4 | 1 | 0 | 0 |
| Micheal Ferland | 1 | 1 | 0 | 1 | 0 | 0 | 0 | 0 | 0 |
| Travis Hamonic | 3 | 0 | 1 | 1 | 1 | 0 | 0 | 0 | 0 |
| Matt Stajan | 3 | 0 | 1 | 1 | 0 | 0 | 0 | 0 | 0 |
| Michael Stone | 3 | 0 | 1 | 1 | -1 | 2 | 0 | 0 | 0 |
| Sam Bennett | 3 | 0 | 0 | 0 | 0 | 0 | 0 | 0 | 0 |
| Johnny Gaudreau | 3 | 0 | 0 | 0 | -1 | 12 | 0 | 0 | 0 |
| Mark Jankowski | 3 | 0 | 0 | 0 | -1 | 0 | 0 | 0 | 0 |
| Garnet Hathaway | 2 | 0 | 0 | 0 | 0 | 12 | 0 | 0 | 0 |
| Brett Kulak | 2 | 0 | 0 | 0 | -1 | 2 | 0 | 0 | 0 |
| Matt Bartkowski | 1 | 0 | 0 | 0 | 0 | 2 | 0 | 0 | 0 |
| Tanner Glass | 1 | 0 | 0 | 0 | 0 | 7 | 0 | 0 | 0 |
| Freddie Hamilton | 1 | 0 | 0 | 0 | 0 | 0 | 0 | 0 | 0 |
| Jaromir Jagr | 1 | 0 | 0 | 0 | 0 | 2 | 0 | 0 | 0 |
| Curtis Lazar | 1 | 0 | 0 | 0 | 0 | 0 | 0 | 0 | 0 |
| Andrew Mangiapane | 1 | 0 | 0 | 0 | 0 | 2 | 0 | 0 | 0 |
| Chris Stewart | 1 | 0 | 0 | 0 | -1 | 0 | 0 | 0 | 0 |

| AVALANCHE | GP | G | A | P | +/- | PIM | PP | SH | EN |
|-------------------|----|---|---|---|-----|-----|----|----|----|
| Nathan MacKinnon | 3 | 2 | 2 | 4 | 0 | 4 | 1 | 0 | 0 |
| Tyson Barrie | 3 | 1 | 2 | 3 | 0 | 0 | 0 | 0 | 0 |
| Nikita Zadorov | 3 | 2 | 0 | 2 | 0 | 8 | 0 | 0 | 0 |
| Mikko Rantanen | 3 | 1 | 1 | 2 | -1 | 0 | 1 | 0 | 0 |
| Duncan Siemens | 2 | 1 | 1 | 2 | 0 | 21 | 0 | 0 | 1 |
| Blake Comeau | 3 | 0 | 2 | 2 | -1 | 6 | 0 | 0 | 0 |
| Carl Soderberg | 3 | 0 | 2 | 2 | 0 | 0 | 0 | 0 | 0 |
| Matt Nieto | 3 | 1 | 0 | 1 | -1 | 0 | 0 | 0 | 0 |
| Gabriel Landeskog | 3 | 0 | 1 | 1 | -2 | 2 | 0 | 0 | 0 |
| Mark Barberio | 1 | 0 | 1 | 1 | 1 | 0 | 0 | 0 | 0 |
| J.T. Compher | 3 | 0 | 0 | 0 | 0 | 0 | 0 | 0 | 0 |
| Samuel Girard | 3 | 0 | 0 | 0 | -2 | 0 | 0 | 0 | 0 |
| Alexander Kerfoot | 3 | 0 | 0 | 0 | 0 | 0 | 0 | 0 | 0 |
| Dominic Toninato | 3 | 0 | 0 | 0 | 0 | 0 | 0 | 0 | 0 |
| Colin Wilson | 3 | 0 | 0 | 0 | -1 | 0 | 0 | 0 | 0 |
| Gabriel Bourque | 2 | 0 | 0 | 0 | -1 | 0 | 0 | 0 | 0 |
| Tyson Jost | 2 | 0 | 0 | 0 | 0 | 0 | 0 | 0 | 0 |
| Patrik Nemeth | 2 | 0 | 0 | 0 | 2 | 2 | 0 | 0 | 0 |
| David Warsofsky | 2 | 0 | 0 | 0 | -1 | 0 | 0 | 0 | 0 |
| Sven Andrighetto | 1 | 0 | 0 | 0 | 1 | 2 | 0 | 0 | 0 |
| Erik Johnson | 1 | 0 | 0 | 0 | -1 | 0 | 0 | 0 | 0 |
| Andrei Mironov | 1 | 0 | 0 | 0 | 0 | 0 | 0 | 0 | 0 |
| Nail Yakupov | 1 | 0 | 0 | 0 | 1 | 0 | 0 | 0 | 0 |

| GOALTENDERS | GP | MP | SO | GA | SA | SV | GAA | SV % |
|-----------------------|----|-----|----|----|----|----|------|------|
| Jon Gillies (1-0-0) | 1 | 60 | 0 | 1 | 29 | 28 | 1.00 | .966 |
| David Rittich (1-1-0) | 2 | 117 | 0 | 6 | 59 | 53 | 3.07 | .898 |

| GOALTENDERS | GP | MP | SO | GA | SA | SV | GAA | SV % |
|--------------------------|----|-----|----|----|----|----|------|------|
| Semyon Varlamov (1-1-0) | 2 | 120 | 0 | 7 | 61 | 54 | 3.51 | .885 |
| Jonathan Bernier (0-1-0) | 1 | 59 | 0 | 3 | 28 | 25 | 3.06 | .893 |

| | POWER PLAY | | | PENALTY KILLING | | |
|-----------|------------|-----|------|-----------------|-----|------|
| | PPG | ADV | % | PK | ADV | % |
| FLAMES | 3 | 12 | 25.0 | 9 | 11 | 81.8 |
| Avalanche | 2 | 11 | 18.2 | 9 | 12 | 75.0 |

FLAMES VS COLUMBUS BLUE JACKETS



ALL-TIME: 25-24-0-4-4

SINCE CALGARY: 25-24-0-4-4

LAST WIN: November 23, 2016 Flames 2 vs. Blue Jackets 0

| DATE | TEAMS | ATTENDANCE | WINNING GOAL | GOALTENDERS |
|-----------------|----------------------------|------------|-------------------|----------------------|
| Nov. 22, 2017 * | FLAMES 0 AT Blue Jackets 1 | 16,290 | Josh Anderson | Smith vs Bobrovsky |
| Mar. 29, 2018 | Blue Jackets 5 AT FLAMES 1 | 18,967 | Pierre-Luc Dubois | Gillies vs Bobrovsky |

* Overtime

| HEAD TO HEAD | GP | W | L | OTL | SOL | PTS | GF | GA | PPG | SHG | PIM |
|--------------|----|---|---|-----|-----|-----|----|----|-----|-----|-----|
| FLAMES | 2 | 0 | 1 | 1 | 0 | 1 | 1 | 6 | 0 | 0 | 10 |
| Blue Jackets | 2 | 2 | 0 | 0 | 0 | 4 | 6 | 1 | 1 | 0 | 6 |

| GOALS AND SHOTS BY PERIODS | 1st | 2nd | 3rd | OT | TOTAL |
|----------------------------|--------|--------|--------|-------|--------|
| FLAMES | 0 - 24 | 0 - 16 | 1 - 18 | 0 - 2 | 1 - 60 |
| Blue Jackets | 2 - 27 | 1 - 17 | 2 - 23 | 1 - 2 | 6 - 69 |

| FLAMES | GP | G | A | P | +/- | PIM | PP | SH | EN |
|------------------|----|---|---|---|-----|-----|----|----|----|
| Chris Stewart | 1 | 1 | 0 | 1 | 0 | 0 | 0 | 0 | 0 |
| Mark Giordano | 2 | 0 | 1 | 1 | -1 | 6 | 0 | 0 | 0 |
| Curtis Lazar | 1 | 0 | 1 | 1 | -1 | 0 | 0 | 0 | 0 |
| Mikael Backlund | 2 | 0 | 0 | 0 | -1 | 0 | 0 | 0 | 0 |
| Sam Bennett | 2 | 0 | 0 | 0 | -1 | 0 | 0 | 0 | 0 |
| Troy Brouwer | 2 | 0 | 0 | 0 | -1 | 0 | 0 | 0 | 0 |
| Micheal Ferland | 2 | 0 | 0 | 0 | -2 | 0 | 0 | 0 | 0 |
| Michael Frolik | 2 | 0 | 0 | 0 | -1 | 0 | 0 | 0 | 0 |
| Dougie Hamilton | 2 | 0 | 0 | 0 | 0 | 0 | 0 | 0 | 0 |
| Travis Hamonic | 2 | 0 | 0 | 0 | -2 | 0 | 0 | 0 | 0 |
| Mark Jankowski | 2 | 0 | 0 | 0 | -2 | 0 | 0 | 0 | 0 |
| Brett Kulak | 2 | 0 | 0 | 0 | 0 | 0 | 0 | 0 | 0 |
| Michael Stone | 2 | 0 | 0 | 0 | -2 | 0 | 0 | 0 | 0 |
| Rasmus Andersson | 1 | 0 | 0 | 0 | -1 | 2 | 0 | 0 | 0 |
| T.J. Brodie | 1 | 0 | 0 | 0 | -1 | 0 | 0 | 0 | 0 |
| Johnny Gaudreau | 1 | 0 | 0 | 0 | 0 | 0 | 0 | 0 | 0 |
| Tanner Glass | 1 | 0 | 0 | 0 | 0 | 0 | 0 | 0 | 0 |
| Freddie Hamilton | 1 | 0 | 0 | 0 | 0 | 0 | 0 | 0 | 0 |
| Garnet Hathaway | 1 | 0 | 0 | 0 | 0 | 2 | 0 | 0 | 0 |
| Jaromir Jagr | 1 | 0 | 0 | 0 | 0 | 0 | 0 | 0 | 0 |
| Sean Monahan | 1 | 0 | 0 | 0 | 0 | 0 | 0 | 0 | 0 |
| Nick Shore | 1 | 0 | 0 | 0 | -1 | 0 | 0 | 0 | 0 |
| Matt Stajan | 1 | 0 | 0 | 0 | 0 | 0 | 0 | 0 | 0 |
| Matthew Tkachuk | 1 | 0 | 0 | 0 | 0 | 0 | 0 | 0 | 0 |
| Kris Versteeg | 1 | 0 | 0 | 0 | -1 | 0 | 0 | 0 | 0 |

| BLUE JACKETS | GP | G | A | P | +/- | PIM | PP | SH | EN |
|--------------------|----|---|---|---|-----|-----|----|----|----|
| Pierre-Luc Dubois | 2 | 3 | 0 | 3 | 1 | 0 | 1 | 0 | 0 |
| Cam Atkinson | 2 | 0 | 2 | 2 | 2 | 0 | 0 | 0 | 0 |
| Artemi Panarin | 2 | 0 | 2 | 2 | 2 | 0 | 0 | 0 | 0 |
| Markus Nutivaara | 2 | 1 | 0 | 1 | 3 | 0 | 0 | 0 | 0 |
| Josh Anderson | 1 | 1 | 0 | 1 | 1 | 0 | 0 | 0 | 0 |
| Markus Hannikainen | 1 | 1 | 0 | 1 | 0 | 0 | 0 | 0 | 0 |
| Oliver Bjorkstrand | 2 | 0 | 1 | 1 | 0 | 0 | 0 | 0 | 0 |
| Sonny Milano | 2 | 0 | 1 | 1 | 0 | 0 | 0 | 0 | 0 |
| Ryan Murray | 2 | 0 | 1 | 1 | 3 | 0 | 0 | 0 | 0 |
| Matt Calvert | 1 | 0 | 1 | 1 | 0 | 2 | 0 | 0 | 0 |
| Nick Foligno | 1 | 0 | 1 | 1 | 1 | 2 | 0 | 0 | 0 |
| Mark Letestu | 1 | 0 | 1 | 1 | 1 | 0 | 0 | 0 | 0 |
| Thomas Vanek | 1 | 0 | 1 | 1 | 1 | 0 | 0 | 0 | 0 |
| Brandon Dubinsky | 2 | 0 | 0 | 0 | 0 | 0 | 0 | 0 | 0 |
| Boone Jenner | 2 | 0 | 0 | 0 | 1 | 0 | 0 | 0 | 0 |
| Seth Jones | 2 | 0 | 0 | 0 | 1 | 0 | 0 | 0 | 0 |
| David Savard | 2 | 0 | 0 | 0 | -1 | 0 | 0 | 0 | 0 |
| Zach Werenski | 2 | 0 | 0 | 0 | 2 | 0 | 0 | 0 | 0 |
| Ian Cole | 1 | 0 | 0 | 0 | -1 | 2 | 0 | 0 | 0 |
| Jack Johnson | 1 | 0 | 0 | 0 | 0 | 0 | 0 | 0 | 0 |
| Tyler Motte | 1 | 0 | 0 | 0 | 0 | 0 | 0 | 0 | 0 |
| Jordan Schroeder | 1 | 0 | 0 | 0 | 0 | 0 | 0 | 0 | 0 |
| Lukas Sedlak | 1 | 0 | 0 | 0 | 0 | 0 | 0 | 0 | 0 |
| Alexander Wennberg | 1 | 0 | 0 | 0 | 1 | 0 | 0 | 0 | 0 |

| GOALTENDERS | GP | MP | SO | GA | SA | SV | GAA | SV % |
|---------------------|----|----|----|----|----|----|------|------|
| Mike Smith (0-0-1) | 1 | 62 | 0 | 1 | 41 | 40 | 0.97 | .976 |
| Jon Gillies (0-1-0) | 1 | 60 | 0 | 5 | 28 | 23 | 5.00 | .821 |

| GOALTENDERS | GP | MP | SO | GA | SA | SV | GAA | SV % |
|--------------------------|----|-----|----|----|----|----|------|------|
| Sergei Bobrovsky (1-1-0) | 2 | 122 | 1 | 1 | 60 | 59 | 0.49 | .983 |

| | POWER PLAY | | | PENALTY KILLING | | |
|--------------|------------|-----|------|-----------------|-----|-------|
| | PPG | ADV | % | PK | ADV | % |
| FLAMES | 0 | 3 | 0.0 | 4 | 5 | 80.0 |
| Blue Jackets | 1 | 5 | 20.0 | 3 | 3 | 100.0 |

FLAMES VS DALLAS STARS



ALL-TIME: 75-63-25-4-3

SINCE CALGARY: 54-51-19-4-3

LAST WIN: March 17, 2017 Flames 3 vs. Stars 1

| DATE | TEAMS | | ATTENDANCE | WINNING GOAL | GOALTENDERS |
|---------------|--------|-------------|------------|-------------------|-------------------|
| Oct. 27, 2017 | Stars | 2 AT FLAMES | 18,873 | Alexander Radulov | Smith vs Lehtonen |
| Nov. 24, 2017 | FLAMES | 2 AT Stars | 18,532 | Tyler Seguin | Smith vs Bishop |
| Feb. 27, 2018 | FLAMES | 1 AT Stars | 17,124 | Devin Shore | Gillies vs Bishop |

| HEAD TO HEAD | GP | W | L | OTL | SOL | PTS | GF | GA | PPG | SHG | PIM |
|--------------|----|---|---|-----|-----|-----|----|----|-----|-----|-----|
| FLAMES | 3 | 0 | 3 | 0 | 0 | 0 | 5 | 10 | 1 | 0 | 30 |
| Stars | 3 | 3 | 0 | 0 | 0 | 6 | 10 | 5 | 3 | 0 | 28 |

| GOALS AND SHOTS BY PERIODS | 1st | 2nd | 3rd | OT | TOTAL |
|----------------------------|--------|--------|--------|-------|---------|
| FLAMES | 0 - 31 | 4 - 42 | 1 - 33 | 0 - 0 | 5 - 106 |
| Stars | 2 - 31 | 4 - 35 | 4 - 25 | 0 - 0 | 10 - 91 |

| FLAMES | GP | G | A | P | +/- | PIM | PP | SH | EN |
|-----------------|----|---|---|---|-----|-----|----|----|----|
| Johnny Gaudreau | 3 | 2 | 2 | 4 | 1 | 0 | 0 | 0 | 0 |
| Sean Monahan | 3 | 2 | 2 | 4 | 1 | 0 | 1 | 0 | 0 |
| Micheal Ferland | 2 | 1 | 1 | 2 | 3 | 0 | 0 | 0 | 0 |
| Troy Brouwer | 3 | 0 | 1 | 1 | -1 | 0 | 0 | 0 | 0 |
| Mikael Backlund | 3 | 0 | 0 | 0 | -3 | 0 | 0 | 0 | 0 |
| Sam Bennett | 3 | 0 | 0 | 0 | -1 | 2 | 0 | 0 | 0 |
| T.J. Brodie | 3 | 0 | 0 | 0 | -3 | 2 | 0 | 0 | 0 |
| Michael Frolik | 3 | 0 | 0 | 0 | -4 | 0 | 0 | 0 | 0 |
| Mark Giordano | 3 | 0 | 0 | 0 | 1 | 4 | 0 | 0 | 0 |
| Dougie Hamilton | 3 | 0 | 0 | 0 | -2 | 2 | 0 | 0 | 0 |
| Travis Hamonic | 3 | 0 | 0 | 0 | -1 | 4 | 0 | 0 | 0 |
| Mark Jankowski | 3 | 0 | 0 | 0 | -1 | 0 | 0 | 0 | 0 |
| Michael Stone | 3 | 0 | 0 | 0 | 0 | 2 | 0 | 0 | 0 |
| Matthew Tkachuk | 3 | 0 | 0 | 0 | -1 | 2 | 0 | 0 | 0 |
| Brett Kulak | 2 | 0 | 0 | 0 | -1 | 4 | 0 | 0 | 0 |
| Curtis Lazar | 2 | 0 | 0 | 0 | -1 | 4 | 0 | 0 | 0 |
| Matt Stajan | 2 | 0 | 0 | 0 | 0 | 2 | 0 | 0 | 0 |
| Kris Versteeg | 2 | 0 | 0 | 0 | -1 | 0 | 0 | 0 | 0 |
| Matt Bartkowski | 1 | 0 | 0 | 0 | 0 | 0 | 0 | 0 | 0 |
| Tanner Glass | 1 | 0 | 0 | 0 | 0 | 0 | 0 | 0 | 0 |
| Garnet Hathaway | 1 | 0 | 0 | 0 | 0 | 2 | 0 | 0 | 0 |
| Jaromir Jagr | 1 | 0 | 0 | 0 | 0 | 0 | 0 | 0 | 0 |
| Chris Stewart | 1 | 0 | 0 | 0 | -1 | 0 | 0 | 0 | 0 |

| STARS | GP | G | A | P | +/- | PIM | PP | SH | EN |
|-------------------|----|---|---|---|-----|-----|----|----|----|
| Tyler Seguin | 3 | 4 | 0 | 4 | 3 | 0 | 1 | 0 | 1 |
| Alexander Radulov | 3 | 2 | 1 | 3 | 0 | 0 | 1 | 0 | 0 |
| Devin Shore | 3 | 1 | 2 | 3 | 1 | 0 | 0 | 0 | 0 |
| Mattias Janmark | 3 | 0 | 2 | 2 | 2 | 0 | 0 | 0 | 0 |
| John Klingberg | 3 | 0 | 2 | 2 | 1 | 0 | 0 | 0 | 0 |
| Brett Ritchie | 3 | 0 | 2 | 2 | 1 | 0 | 0 | 0 | 0 |
| Esa Lindell | 3 | 1 | 0 | 1 | 1 | 2 | 1 | 0 | 0 |
| Antoine Roussel | 3 | 1 | 0 | 1 | -1 | 4 | 0 | 0 | 0 |
| Gemel Smith | 3 | 1 | 0 | 1 | 1 | 0 | 0 | 0 | 0 |
| Jamie Benn | 3 | 0 | 1 | 1 | -1 | 2 | 0 | 0 | 0 |
| Dan Hamhuis | 3 | 0 | 1 | 1 | 2 | 0 | 0 | 0 | 0 |
| Tyler Pitlick | 3 | 0 | 1 | 1 | -1 | 8 | 0 | 0 | 0 |
| Jason Spezza | 3 | 0 | 1 | 1 | 1 | 2 | 0 | 0 | 0 |
| Remi Elie | 1 | 0 | 1 | 1 | 1 | 0 | 0 | 0 | 0 |
| Radek Faksa | 3 | 0 | 0 | 0 | 0 | 2 | 0 | 0 | 0 |
| Greg Pateryn | 3 | 0 | 0 | 0 | 2 | 0 | 0 | 0 | 0 |
| Martin Hanzal | 2 | 0 | 0 | 0 | 1 | 0 | 0 | 0 | 0 |
| Stephen Johns | 2 | 0 | 0 | 0 | 0 | 0 | 0 | 0 | 0 |
| Marc Methot | 2 | 0 | 0 | 0 | -1 | 4 | 0 | 0 | 0 |
| Julius Honka | 1 | 0 | 0 | 0 | 1 | 2 | 0 | 0 | 0 |
| Jamie Oleksiak | 1 | 0 | 0 | 0 | 0 | 2 | 0 | 0 | 0 |

| GOALTENDERS | GP | MP | SO | GA | SA | SV | GAA | SV % |
|---------------------|----|-----|----|----|----|----|------|------|
| Jon Gillies (0-1-0) | 1 | 58 | 0 | 2 | 26 | 24 | 2.06 | .923 |
| Mike Smith (0-2-0) | 2 | 118 | 0 | 7 | 64 | 57 | 3.55 | .891 |

| GOALTENDERS | GP | MP | SO | GA | SA | SV | GAA | SV % |
|-----------------------|----|-----|----|----|----|----|------|------|
| Ben Bishop (2-0-0) | 2 | 120 | 1 | 4 | 76 | 72 | 2.00 | .947 |
| Kari Lehtonen (1-0-0) | 1 | 60 | 0 | 1 | 30 | 29 | 1.00 | .967 |

| POWER PLAY | | | | PENALTY KILLING | | |
|------------|-----|-----|------|-----------------|-----|------|
| | PPG | ADV | % | PK | ADV | % |
| FLAMES | 1 | 11 | 9.1 | 10 | 13 | 76.9 |
| Stars | 3 | 13 | 23.1 | 10 | 11 | 90.9 |

FLAMES VS DETROIT RED WINGS



ALL-TIME: 71-68-16-3-2

SINCE CALGARY: 55-55-11-3-2

LAST WIN: November 9, 2017 Flames 6 vs. Red Wings 3

| DATE | TEAMS | ATTENDANCE | WINNING GOAL | GOALTENDERS |
|---------------|-------------------------|------------|-----------------|-------------------------|
| Nov. 9, 2017 | Red Wings 3 AT FLAMES 6 | 18,788 | Matthew Tkachuk | Smith vs Mrazek |
| Nov. 15, 2017 | FLAMES 2 AT Red Wings 8 | 19,515 | Anthony Mantha | Lack, Gillies vs Howard |

| HEAD TO HEAD | GP | W | L | OTL | SOL | PTS | GF | GA | PPG | SHG | PIM |
|--------------|----|---|---|-----|-----|-----|----|----|-----|-----|-----|
| FLAMES | 2 | 1 | 1 | 0 | 0 | 2 | 8 | 11 | 1 | 0 | 78 |
| Red Wings | 2 | 1 | 1 | 0 | 0 | 2 | 11 | 8 | 5 | 1 | 73 |

| GOALS AND SHOTS BY PERIODS | 1st | 2nd | 3rd | OT | TOTAL |
|----------------------------|--------|--------|--------|-------|---------|
| FLAMES | 3 - 26 | 4 - 20 | 1 - 16 | 0 - 0 | 8 - 62 |
| Red Wings | 4 - 22 | 5 - 29 | 2 - 18 | 0 - 0 | 11 - 69 |

| FLAMES | GP | G | A | P | +/- | PIM | PP | SH | EN |
|------------------|----|---|---|---|-----|-----|----|----|----|
| Johnny Gaudreau | 2 | 3 | 2 | 5 | 2 | 2 | 0 | 0 | 1 |
| Micheal Ferland | 2 | 2 | 1 | 3 | 3 | 0 | 1 | 0 | 0 |
| Jaromir Jagr | 2 | 1 | 1 | 2 | 0 | 0 | 0 | 0 | 0 |
| Mikael Backlund | 2 | 0 | 2 | 2 | 1 | 16 | 0 | 0 | 0 |
| Brett Kulak | 2 | 0 | 2 | 2 | 2 | 5 | 0 | 0 | 0 |
| Sean Monahan | 2 | 0 | 2 | 2 | 1 | 0 | 0 | 0 | 0 |
| Mark Jankowski | 2 | 1 | 0 | 1 | 0 | 0 | 0 | 0 | 0 |
| Matthew Tkachuk | 2 | 1 | 0 | 1 | 0 | 15 | 0 | 0 | 0 |
| Sam Bennett | 2 | 0 | 1 | 1 | 0 | 4 | 0 | 0 | 0 |
| T.J. Brodie | 2 | 0 | 1 | 1 | -3 | 0 | 0 | 0 | 0 |
| Dougie Hamilton | 2 | 0 | 1 | 1 | 2 | 2 | 0 | 0 | 0 |
| Troy Brouwer | 2 | 0 | 0 | 0 | -1 | 15 | 0 | 0 | 0 |
| Michael Frolik | 2 | 0 | 0 | 0 | -1 | 0 | 0 | 0 | 0 |
| Mark Giordano | 2 | 0 | 0 | 0 | 1 | 2 | 0 | 0 | 0 |
| Curtis Lazar | 2 | 0 | 0 | 0 | -1 | 0 | 0 | 0 | 0 |
| Michael Stone | 2 | 0 | 0 | 0 | 1 | 0 | 0 | 0 | 0 |
| Kris Versteeg | 2 | 0 | 0 | 0 | -1 | 0 | 0 | 0 | 0 |
| Rasmus Andersson | 1 | 0 | 0 | 0 | 2 | 0 | 0 | 0 | 0 |
| Travis Hamonic | 1 | 0 | 0 | 0 | -3 | 15 | 0 | 0 | 0 |

| RED WINGS | GP | G | A | P | +/- | PIM | PP | SH | EN |
|--------------------|----|---|---|---|-----|-----|----|----|----|
| Anthony Mantha | 2 | 3 | 3 | 6 | -1 | 27 | 2 | 0 | 0 |
| Dylan Larkin | 2 | 1 | 3 | 4 | -1 | 0 | 0 | 1 | 0 |
| Mike Green | 2 | 0 | 4 | 4 | -1 | 0 | 0 | 0 | 0 |
| Andreas Athanasiou | 2 | 2 | 1 | 3 | -1 | 0 | 1 | 0 | 0 |
| Frans Nielsen | 2 | 1 | 2 | 3 | 1 | 0 | 0 | 0 | 0 |
| Justin Abdelkader | 2 | 1 | 0 | 1 | -1 | 7 | 0 | 0 | 0 |
| Luke Glendening | 2 | 1 | 0 | 1 | -1 | 0 | 1 | 0 | 0 |
| Gustav Nyquist | 2 | 1 | 0 | 1 | 2 | 2 | 0 | 0 | 0 |
| Martin Frk | 1 | 1 | 0 | 1 | -2 | 2 | 1 | 0 | 0 |
| Jonathan Ericsson | 2 | 0 | 1 | 1 | 1 | 4 | 0 | 0 | 0 |
| Nick Jensen | 2 | 0 | 1 | 1 | 1 | 0 | 0 | 0 | 0 |
| Henrik Zetterberg | 2 | 0 | 1 | 1 | 0 | 0 | 0 | 0 | 0 |
| David Booth | 1 | 0 | 1 | 1 | 0 | 0 | 0 | 0 | 0 |
| Trevor Daley | 2 | 0 | 0 | 0 | -1 | 0 | 0 | 0 | 0 |
| Niklas Kronwall | 2 | 0 | 0 | 0 | -2 | 0 | 0 | 0 | 0 |
| Xavier Ouellet | 2 | 0 | 0 | 0 | 0 | 0 | 0 | 0 | 0 |
| Tomas Tatar | 2 | 0 | 0 | 0 | -1 | 0 | 0 | 0 | 0 |
| Scott Wilson | 2 | 0 | 0 | 0 | 0 | 0 | 0 | 0 | 0 |
| Darren Helm | 1 | 0 | 0 | 0 | -1 | 0 | 0 | 0 | 0 |
| Luke Witkowski | 1 | 0 | 0 | 0 | 1 | 27 | 0 | 0 | 0 |

| GOALTENDERS | GP | MP | SO | GA | SA | SV | GAA | SV % |
|---------------------|----|----|----|----|----|----|-------|------|
| Mike Smith (1-0-0) | 1 | 60 | 0 | 3 | 42 | 39 | 3.00 | .929 |
| Jon Gillies (0-0-0) | 1 | 35 | 0 | 3 | 12 | 9 | 5.16 | .750 |
| Eddie Lack (0-1-0) | 1 | 24 | 0 | 5 | 15 | 10 | 12.27 | .667 |

| GOALTENDERS | GP | MP | SO | GA | SA | SV | GAA | SV % |
|----------------------|----|----|----|----|----|----|------|------|
| Jimmy Howard (1-0-0) | 1 | 60 | 0 | 2 | 28 | 26 | 2.01 | .929 |
| Petr Mrazek (0-1-0) | 1 | 60 | 0 | 5 | 33 | 28 | 5.02 | .848 |

| | POWER PLAY | | | PENALTY KILLING | | |
|-----------|------------|-----|------|-----------------|-----|------|
| | PPG | ADV | % | PK | ADV | % |
| FLAMES | 1 | 7 | 14.3 | 4 | 9 | 44.4 |
| Red Wings | 5 | 9 | 55.6 | 6 | 7 | 85.7 |

FLAMES VS EDMONTON OILERS



ALL-TIME: 119-94-19-3-3

SINCE CALGARY: 117-93-18-3-3

LAST WIN: March 31, 2018 Flames 3 vs. Oilers 2

| DATE | TEAMS | ATTENDANCE | WINNING GOAL | GOALTENDERS |
|------------------|----------------------|------------|-----------------|----------------------------|
| Oct. 4, 2017 | FLAMES 0 AT Oilers 3 | 18,347 | Connor McDavid | Smith vs Talbot |
| Dec. 2, 2017 | Oilers 7 AT FLAMES 5 | 19,289 | Patrick Maroon | Smith, Rittich vs Brossoit |
| Jan. 25, 2018 ** | FLAMES 3 AT Oilers 4 | 18,347 | Connor McDavid | Rittich vs Talbot |
| Mar. 13, 2018 | Oilers 0 AT FLAMES 1 | 19,289 | Johnny Gaudreau | Smith vs Talbot |
| Mar. 31, 2018 | Oilers 2 AT FLAMES 3 | 19,289 | Mikael Backlund | Smith vs Montoya, Talbot |

** Shootout

| HEAD TO HEAD | GP | W | L | OTL | SOL | PTS | GF | GA | PPG | SHG | PIM |
|--------------|----|---|---|-----|-----|-----|----|----|-----|-----|-----|
| FLAMES | 5 | 2 | 2 | 0 | 1 | 5 | 12 | 15 | 1 | 2 | 69 |
| Oilers | 5 | 3 | 2 | 0 | 0 | 6 | 15 | 12 | 0 | 1 | 105 |

| GOALS AND SHOTS BY PERIODS | 1st | 2nd | 3rd | OT | TOTAL |
|----------------------------|--------|--------|--------|-------|----------|
| FLAMES | 6 - 57 | 1 - 41 | 5 - 46 | 0 - 6 | 12 - 150 |
| Oilers | 5 - 62 | 5 - 59 | 5 - 55 | 0 - 3 | 15 - 179 |

| FLAMES | GP | G | A | P | +/- | PIM | PP | SH | EN |
|------------------|----|---|---|---|-----|-----|----|----|----|
| Mikael Backlund | 5 | 1 | 4 | 5 | 1 | 4 | 0 | 0 | 0 |
| Johnny Gaudreau | 5 | 2 | 2 | 4 | 0 | 0 | 0 | 0 | 0 |
| Dougie Hamilton | 5 | 1 | 3 | 4 | 1 | 6 | 0 | 0 | 0 |
| Michael Frolik | 4 | 1 | 2 | 3 | 0 | 2 | 0 | 1 | 0 |
| Sam Bennett | 5 | 2 | 0 | 2 | -3 | 0 | 0 | 0 | 0 |
| Matthew Tkachuk | 3 | 2 | 0 | 2 | -1 | 2 | 0 | 0 | 0 |
| Micheal Ferland | 5 | 1 | 1 | 2 | -2 | 0 | 1 | 0 | 0 |
| T.J. Brodie | 4 | 0 | 2 | 2 | -2 | 0 | 0 | 0 | 0 |
| Mark Giordano | 5 | 1 | 0 | 1 | 1 | 0 | 0 | 0 | 0 |
| Garnet Hathaway | 5 | 1 | 0 | 1 | 0 | 6 | 0 | 1 | 0 |
| Troy Brouwer | 5 | 0 | 1 | 1 | -2 | 2 | 0 | 0 | 0 |
| Michael Stone | 5 | 0 | 1 | 1 | -2 | 0 | 0 | 0 | 0 |
| Sean Monahan | 4 | 0 | 1 | 1 | 0 | 2 | 0 | 0 | 0 |
| Mark Jankowski | 3 | 0 | 1 | 1 | 0 | 7 | 0 | 0 | 0 |
| Travis Hamonic | 4 | 0 | 0 | 0 | -2 | 5 | 0 | 0 | 0 |
| Brett Kulak | 4 | 0 | 0 | 0 | -2 | 0 | 0 | 0 | 0 |
| Matt Stajan | 4 | 0 | 0 | 0 | -2 | 4 | 0 | 0 | 0 |
| Curtis Lazar | 3 | 0 | 0 | 0 | -2 | 2 | 0 | 0 | 0 |
| Matt Bartkowski | 2 | 0 | 0 | 0 | -1 | 0 | 0 | 0 | 0 |
| Tanner Glass | 2 | 0 | 0 | 0 | -2 | 10 | 0 | 0 | 0 |
| Nick Shore | 2 | 0 | 0 | 0 | 0 | 2 | 0 | 0 | 0 |
| Rasmus Andersson | 1 | 0 | 0 | 0 | 0 | 0 | 0 | 0 | 0 |
| Spencer Foo | 1 | 0 | 0 | 0 | 0 | 0 | 0 | 0 | 0 |
| Jaromir Jagr | 1 | 0 | 0 | 0 | 1 | 0 | 0 | 0 | 0 |
| Ryan Lomberg | 1 | 0 | 0 | 0 | -1 | 5 | 0 | 0 | 0 |
| Chris Stewart | 1 | 0 | 0 | 0 | 0 | 0 | 0 | 0 | 0 |
| Kris Versteeg | 1 | 0 | 0 | 0 | -2 | 0 | 0 | 0 | 0 |

| OILERS | GP | G | A | P | +/- | PIM | PP | SH | EN |
|---------------------|----|---|---|---|-----|-----|----|----|----|
| Connor McDavid | 5 | 3 | 2 | 5 | 3 | 10 | 0 | 0 | 1 |
| Zack Kassian | 5 | 1 | 3 | 4 | 6 | 42 | 0 | 0 | 0 |
| Milan Lucic | 5 | 1 | 3 | 4 | 0 | 9 | 0 | 0 | 0 |
| Jesse Puljujarvi | 4 | 2 | 1 | 3 | 1 | 0 | 0 | 0 | 0 |
| Leon Draisaitl | 5 | 0 | 3 | 3 | -1 | 2 | 0 | 0 | 0 |
| Brandon Davidson | 1 | 2 | 0 | 2 | 1 | 0 | 0 | 0 | 0 |
| Michael Cammalleri | 4 | 1 | 1 | 2 | 0 | 4 | 0 | 0 | 0 |
| Patrick Maroon | 3 | 1 | 1 | 2 | 4 | 2 | 0 | 0 | 0 |
| Ryan Strome | 5 | 0 | 2 | 2 | 1 | 2 | 0 | 0 | 0 |
| Eric Gryba | 2 | 0 | 2 | 2 | 4 | 0 | 0 | 0 | 0 |
| Jujhar Khaira | 5 | 1 | 0 | 1 | -3 | 4 | 0 | 0 | 0 |
| Ryan Nugent-Hopkins | 3 | 1 | 0 | 1 | 0 | 0 | 0 | 0 | 0 |
| Anton Slepyshev | 3 | 1 | 0 | 1 | 2 | 0 | 0 | 0 | 0 |
| Mark Letestu | 2 | 1 | 0 | 1 | 0 | 2 | 0 | 1 | 0 |
| Drake Caggiula | 5 | 0 | 1 | 1 | 0 | 9 | 0 | 0 | 0 |
| Darnell Nurse | 5 | 0 | 1 | 1 | -3 | 7 | 0 | 0 | 0 |
| Kris Russell | 5 | 0 | 1 | 1 | -1 | 4 | 0 | 0 | 0 |
| Oscar Klefbom | 3 | 0 | 1 | 1 | 6 | 4 | 0 | 0 | 0 |
| Andrej Sekera | 3 | 0 | 1 | 1 | 0 | 0 | 0 | 0 | 0 |
| Matt Benning | 4 | 0 | 0 | 0 | 0 | 2 | 0 | 0 | 0 |
| Yohann Auvitu | 3 | 0 | 0 | 0 | 2 | 0 | 0 | 0 | 0 |
| Adam Larsson | 3 | 0 | 0 | 0 | 2 | 0 | 0 | 0 | 0 |
| Pontus Aberg | 2 | 0 | 0 | 0 | -1 | 0 | 0 | 0 | 0 |
| Ethan Bear | 2 | 0 | 0 | 0 | -2 | 0 | 0 | 0 | 0 |
| Jussi Jokinen | 1 | 0 | 0 | 0 | 0 | 0 | 0 | 0 | 0 |
| Ty Rattie | 1 | 0 | 0 | 0 | -2 | 0 | 0 | 0 | 0 |
| Kailer Yamamoto | 1 | 0 | 0 | 0 | 0 | 0 | 0 | 0 | 0 |

| GOALTENDERS | GP | MP | SO | GA | SA | SV | GAA | SV% |
|-----------------------|----|-----|----|----|-----|-----|------|------|
| Mike Smith (2-1-0) | 4 | 219 | 1 | 9 | 135 | 126 | 2.47 | .933 |
| David Rittich (0-1-1) | 2 | 85 | 0 | 5 | 43 | 38 | 3.53 | .884 |

| GOALTENDERS | GP | MP | SO | GA | SA | SV | GAA | SV% |
|--------------------------|----|-----|----|----|-----|----|------|-------|
| Cam Talbot (2-2-0) | 4 | 199 | 1 | 7 | 103 | 96 | 2.11 | .932 |
| Laurent Brossoit (1-0-0) | 1 | 60 | 0 | 5 | 34 | 29 | 5.00 | .853 |
| Al Montoya (0-0-0) | 1 | 43 | 0 | 0 | 13 | 13 | 0.00 | 1.000 |

| | POWER PLAY | | | PENALTY KILLING | | |
|--------|------------|-----|-----|-----------------|-----|-------|
| | PPG | ADV | % | PK | ADV | % |
| FLAMES | 1 | 16 | 6.2 | 15 | 15 | 100.0 |
| Oilers | 0 | 15 | 0.0 | 15 | 16 | 93.8 |

FLAMES VS FLORIDA PANTHERS



ALL-TIME: 18-10-3-0-2

SINCE CALGARY: 18-10-3-0-2

LAST WIN: January 12, 2018 Flames 4 vs. Panthers 2

| DATE | TEAMS | ATTENDANCE | WINNING GOAL | GOALTENDERS |
|---------------|------------------------|------------|-------------------|----------------------------|
| Jan. 12, 2018 | FLAMES 4 AT Panthers 2 | 14,519 | Johnny Gaudreau | Rittich vs Reimer |
| Feb. 17, 2018 | Panthers 6 AT FLAMES 3 | 19,289 | Aleksander Barkov | Gillies, Rittich vs Luongo |

| HEAD TO HEAD | GP | W | L | OTL | SOL | PTS | GF | GA | PPG | SHG | PIM |
|--------------|----|---|---|-----|-----|-----|----|----|-----|-----|-----|
| FLAMES | 2 | 1 | 1 | 0 | 0 | 2 | 7 | 8 | 3 | 0 | 33 |
| Panthers | 2 | 1 | 1 | 0 | 0 | 2 | 8 | 7 | 3 | 0 | 37 |

| GOALS AND SHOTS BY PERIODS | 1st | 2nd | 3rd | OT | TOTAL |
|----------------------------|--------|--------|--------|-------|--------|
| FLAMES | 1 - 22 | 4 - 20 | 2 - 20 | 0 - 0 | 7 - 62 |
| Panthers | 1 - 21 | 4 - 30 | 3 - 22 | 0 - 0 | 8 - 73 |

| FLAMES | GP | G | A | P | +/- | PIM | PP | SH | EN |
|-------------------|----|---|---|---|-----|-----|----|----|----|
| Dougie Hamilton | 2 | 3 | 1 | 4 | 1 | 2 | 2 | 0 | 0 |
| Sean Monahan | 2 | 1 | 3 | 4 | -2 | 0 | 0 | 0 | 0 |
| Mikael Backlund | 2 | 1 | 2 | 3 | 1 | 4 | 0 | 0 | 1 |
| Matthew Tkachuk | 2 | 1 | 2 | 3 | 1 | 0 | 0 | 0 | 0 |
| Mark Giordano | 2 | 0 | 2 | 2 | 1 | 0 | 0 | 0 | 0 |
| Johnny Gaudreau | 2 | 1 | 0 | 1 | -2 | 0 | 1 | 0 | 0 |
| Travis Hamonic | 2 | 0 | 1 | 1 | -1 | 5 | 0 | 0 | 0 |
| Sam Bennett | 2 | 0 | 0 | 0 | 0 | 0 | 0 | 0 | 0 |
| T.J. Brodie | 2 | 0 | 0 | 0 | -1 | 4 | 0 | 0 | 0 |
| Micheal Ferland | 2 | 0 | 0 | 0 | -1 | 0 | 0 | 0 | 0 |
| Garnet Hathaway | 2 | 0 | 0 | 0 | 0 | 5 | 0 | 0 | 0 |
| Mark Jankowski | 2 | 0 | 0 | 0 | 0 | 2 | 0 | 0 | 0 |
| Brett Kulak | 2 | 0 | 0 | 0 | -1 | 0 | 0 | 0 | 0 |
| Curtis Lazar | 2 | 0 | 0 | 0 | 0 | 0 | 0 | 0 | 0 |
| Matt Stajan | 2 | 0 | 0 | 0 | 0 | 0 | 0 | 0 | 0 |
| Michael Stone | 2 | 0 | 0 | 0 | -1 | 2 | 0 | 0 | 0 |
| Troy Brouwer | 1 | 0 | 0 | 0 | 1 | 0 | 0 | 0 | 0 |
| Michael Frolik | 1 | 0 | 0 | 0 | -1 | 2 | 0 | 0 | 0 |
| Ryan Lomberg | 1 | 0 | 0 | 0 | 0 | 5 | 0 | 0 | 0 |
| Andrew Mangiapane | 1 | 0 | 0 | 0 | 0 | 0 | 0 | 0 | 0 |

| PANTHERS | GP | G | A | P | +/- | PIM | PP | SH | EN |
|--------------------|----|---|---|---|-----|-----|----|----|----|
| Evgenii Dadonov | 2 | 3 | 1 | 4 | 0 | 0 | 2 | 0 | 0 |
| Aleksander Barkov | 2 | 1 | 2 | 3 | 1 | 0 | 0 | 0 | 0 |
| Vincent Trocheck | 2 | 1 | 2 | 3 | -1 | 4 | 1 | 0 | 0 |
| Mike Matheson | 2 | 2 | 0 | 2 | 1 | 0 | 0 | 0 | 0 |
| Jared McCann | 1 | 1 | 0 | 1 | 1 | 0 | 0 | 0 | 0 |
| Aaron Ekblad | 2 | 0 | 1 | 1 | -1 | 6 | 0 | 0 | 0 |
| Jonathan Huberdeau | 2 | 0 | 1 | 1 | 1 | 0 | 0 | 0 | 0 |
| Alexander Petrovic | 2 | 0 | 1 | 1 | 1 | 2 | 0 | 0 | 0 |
| Mark Pysyk | 2 | 0 | 1 | 1 | 1 | 2 | 0 | 0 | 0 |
| MacKenzie Weegar | 2 | 0 | 1 | 1 | 1 | 0 | 0 | 0 | 0 |
| Keith Yandle | 2 | 0 | 1 | 1 | -1 | 2 | 0 | 0 | 0 |
| Nick Bjugstad | 2 | 0 | 0 | 0 | 2 | 0 | 0 | 0 | 0 |
| Micheal Haley | 2 | 0 | 0 | 0 | -2 | 10 | 0 | 0 | 0 |
| Derek MacKenzie | 2 | 0 | 0 | 0 | -2 | 0 | 0 | 0 | 0 |
| Denis Malgin | 2 | 0 | 0 | 0 | 0 | 0 | 0 | 0 | 0 |
| Jamie McGinn | 2 | 0 | 0 | 0 | 1 | 4 | 0 | 0 | 0 |
| Colton Sceviour | 2 | 0 | 0 | 0 | -1 | 7 | 0 | 0 | 0 |
| Radim Vrbata | 2 | 0 | 0 | 0 | 2 | 0 | 0 | 0 | 0 |
| Connor Brickley | 1 | 0 | 0 | 0 | 0 | 0 | 0 | 0 | 0 |

| GOALTENDERS | GP | MP | SO | GA | SA | SV | GAA | SV % |
|-----------------------|----|----|----|----|----|----|------|------|
| David Rittich (1-1-0) | 2 | 86 | 0 | 6 | 58 | 52 | 4.18 | .897 |
| Jon Gillies (0-0-0) | 1 | 34 | 0 | 2 | 15 | 13 | 3.53 | .867 |

| GOALTENDERS | GP | MP | SO | GA | SA | SV | GAA | SV % |
|------------------------|----|----|----|----|----|----|------|------|
| Roberto Luongo (1-0-0) | 1 | 60 | 0 | 3 | 33 | 30 | 3.00 | .909 |
| James Reimer (0-1-0) | 1 | 59 | 0 | 3 | 28 | 25 | 3.06 | .893 |

| | POWER PLAY | | | PENALTY KILLING | | |
|----------|------------|-----|------|-----------------|-----|------|
| | PPG | ADV | % | PK | ADV | % |
| FLAMES | 3 | 10 | 30.0 | 5 | 8 | 62.5 |
| Panthers | 3 | 8 | 37.5 | 7 | 10 | 70.0 |

FLAMES VS LOS ANGELES KINGS



ALL-TIME: 121-91-21-3-3

SINCE CALGARY: 109-74-15-3-3

LAST WIN: January 4, 2018 Flames 4 vs. Kings 3

| DATE | TEAMS | ATTENDANCE | WINNING GOAL | GOALTENDERS |
|----------------|---------------------|------------|----------------|------------------|
| Oct 11, 2017* | FLAMES 4 AT Kings 3 | 19,004 | Sean Monahan | Smith vs Quick |
| Jan. 4, 2018 | Kings 3 AT FLAMES 4 | 19,206 | Sean Monahan | Smith vs Quick |
| Jan. 24, 2018* | Kings 2 AT FLAMES 1 | 19,115 | Tanner Pearson | Smith vs Kuemper |
| Mar. 26, 2018 | FLAMES 0 AT Kings 3 | 18,230 | Tyler Toffoli | Smith vs Quick |

* Overtime

| HEAD TO HEAD | GP | W | L | OTL | SOL | PTS | GF | GA | PPG | SHG | PIM |
|--------------|----|---|---|-----|-----|-----|----|----|-----|-----|-----|
| FLAMES | 4 | 2 | 1 | 1 | 0 | 5 | 9 | 11 | 1 | 0 | 46 |
| Kings | 4 | 2 | 1 | 1 | 0 | 5 | 11 | 9 | 4 | 0 | 40 |

| GOALS AND SHOTS BY PERIODS | 1st | 2nd | 3rd | OT | TOTAL |
|----------------------------|--------|--------|--------|-------|----------|
| FLAMES | 3 - 43 | 4 - 51 | 1 - 37 | 1 - 1 | 9 - 132 |
| Kings | 2 - 44 | 3 - 34 | 5 - 50 | 1 - 4 | 11 - 132 |

| FLAMES | GP | G | A | P | +/- | PIM | PP | SH | EN |
|-------------------|----|---|---|---|-----|-----|----|----|----|
| Sean Monahan | 3 | 3 | 2 | 5 | 5 | 2 | 0 | 0 | 0 |
| Johnny Gaudreau | 3 | 0 | 5 | 5 | 3 | 0 | 0 | 0 | 0 |
| Matthew Tkachuk | 3 | 2 | 1 | 3 | 0 | 2 | 1 | 0 | 0 |
| Micheal Ferland | 4 | 1 | 2 | 3 | 2 | 0 | 0 | 0 | 0 |
| Michael Frolik | 2 | 1 | 1 | 2 | 1 | 0 | 0 | 0 | 0 |
| Mark Giordano | 4 | 0 | 2 | 2 | -4 | 8 | 0 | 0 | 0 |
| Troy Brouwer | 4 | 1 | 0 | 1 | -2 | 2 | 0 | 0 | 0 |
| Mark Jankowski | 3 | 1 | 0 | 1 | 1 | 2 | 0 | 0 | 0 |
| Mikael Backlund | 4 | 0 | 1 | 1 | -4 | 10 | 0 | 0 | 0 |
| Dougie Hamilton | 4 | 0 | 1 | 1 | -1 | 0 | 0 | 0 | 0 |
| T.J. Brodie | 3 | 0 | 1 | 1 | 2 | 0 | 0 | 0 | 0 |
| Sam Bennett | 4 | 0 | 0 | 0 | 1 | 8 | 0 | 0 | 0 |
| Travis Hamonic | 4 | 0 | 0 | 0 | 1 | 0 | 0 | 0 | 0 |
| Matt Stajan | 4 | 0 | 0 | 0 | -1 | 4 | 0 | 0 | 0 |
| Michael Stone | 4 | 0 | 0 | 0 | 1 | 2 | 0 | 0 | 0 |
| Garnet Hathaway | 3 | 0 | 0 | 0 | 1 | 0 | 0 | 0 | 0 |
| Brett Kulak | 3 | 0 | 0 | 0 | 2 | 2 | 0 | 0 | 0 |
| Curtis Lazar | 3 | 0 | 0 | 0 | -1 | 2 | 0 | 0 | 0 |
| Tanner Glass | 2 | 0 | 0 | 0 | -1 | 0 | 0 | 0 | 0 |
| Rasmus Andersson | 1 | 0 | 0 | 0 | 0 | 0 | 0 | 0 | 0 |
| Matt Bartkowski | 1 | 0 | 0 | 0 | 1 | 0 | 0 | 0 | 0 |
| Marek Hrivik | 1 | 0 | 0 | 0 | 0 | 0 | 0 | 0 | 0 |
| Jaromir Jagr | 1 | 0 | 0 | 0 | -1 | 0 | 0 | 0 | 0 |
| Andrew Mangiapane | 1 | 0 | 0 | 0 | -1 | 0 | 0 | 0 | 0 |
| Nick Shore | 1 | 0 | 0 | 0 | 0 | 0 | 0 | 0 | 0 |
| Chris Stewart | 1 | 0 | 0 | 0 | 0 | 0 | 0 | 0 | 0 |
| Kris Versteeg | 1 | 0 | 0 | 0 | 0 | 0 | 0 | 0 | 0 |

| KINGS | GP | G | A | P | +/- | PIM | PP | SH | EN |
|--------------------|----|---|---|---|-----|-----|----|----|----|
| Dustin Brown | 4 | 2 | 5 | 7 | 6 | 4 | 0 | 0 | 0 |
| Anze Kopitar | 4 | 2 | 4 | 6 | 5 | 0 | 1 | 0 | 0 |
| Tanner Pearson | 4 | 3 | 1 | 4 | 2 | 0 | 0 | 0 | 0 |
| Drew Doughty | 4 | 0 | 4 | 4 | 4 | 6 | 0 | 0 | 0 |
| Jake Muzzin | 4 | 1 | 2 | 3 | -2 | 4 | 1 | 0 | 0 |
| Derek Forbort | 3 | 1 | 1 | 2 | 1 | 0 | 0 | 0 | 0 |
| Dion Phaneuf | 1 | 0 | 2 | 2 | 0 | 0 | 0 | 0 | 0 |
| Tyler Toffoli | 4 | 1 | 0 | 1 | 0 | 0 | 1 | 0 | 0 |
| Jeff Carter | 2 | 1 | 0 | 1 | -1 | 0 | 1 | 0 | 0 |
| Adrian Kempe | 4 | 0 | 1 | 1 | -2 | 4 | 0 | 0 | 0 |
| Alex Iafallo | 3 | 0 | 1 | 1 | 2 | 0 | 0 | 0 | 0 |
| Kyle Clifford | 4 | 0 | 0 | 0 | -1 | 4 | 0 | 0 | 0 |
| Trevor Lewis | 4 | 0 | 0 | 0 | -4 | 4 | 0 | 0 | 0 |
| Andy Andreoff | 3 | 0 | 0 | 0 | -2 | 6 | 0 | 0 | 0 |
| Christian Folin | 3 | 0 | 0 | 0 | 0 | 2 | 0 | 0 | 0 |
| Alec Martinez | 3 | 0 | 0 | 0 | -2 | 4 | 0 | 0 | 0 |
| Torrey Mitchell | 3 | 0 | 0 | 0 | -2 | 2 | 0 | 0 | 0 |
| Oscar Fantenberg | 2 | 0 | 0 | 0 | -1 | 0 | 0 | 0 | 0 |
| Marian Gaborik | 2 | 0 | 0 | 0 | 0 | 0 | 0 | 0 | 0 |
| Kurtis MacDermid | 2 | 0 | 0 | 0 | -1 | 0 | 0 | 0 | 0 |
| Nick Shore | 2 | 0 | 0 | 0 | -3 | 0 | 0 | 0 | 0 |
| Michael Amadio | 1 | 0 | 0 | 0 | 0 | 0 | 0 | 0 | 0 |
| Michael Cammalleri | 1 | 0 | 0 | 0 | 0 | 0 | 0 | 0 | 0 |
| Kevin Gravel | 1 | 0 | 0 | 0 | 0 | 0 | 0 | 0 | 0 |
| Jussi Jokinen | 1 | 0 | 0 | 0 | -2 | 0 | 0 | 0 | 0 |
| Paul LaDue | 1 | 0 | 0 | 0 | -1 | 0 | 0 | 0 | 0 |
| Tobias Rieder | 1 | 0 | 0 | 0 | 0 | 0 | 0 | 0 | 0 |
| Nate Thompson | 1 | 0 | 0 | 0 | 0 | 0 | 0 | 0 | 0 |

| GOALTENDERS | GP | MP | SO | GA | SA | SV | GAA | SV % |
|--------------------|----|-----|----|----|-----|-----|------|------|
| Mike Smith (2-1-1) | 4 | 245 | 0 | 11 | 132 | 121 | 2.69 | .917 |

| GOALTENDERS | GP | MP | SO | GA | SA | SV | GAA | SV % |
|------------------------|----|-----|----|----|-----|----|------|------|
| Darcy Kuemper (1-0-0) | 1 | 64 | 0 | 1 | 31 | 30 | 0.94 | .968 |
| Jonathan Quick (1-1-1) | 3 | 179 | 1 | 8 | 101 | 93 | 2.69 | .921 |

| | POWER PLAY | | | PENALTY KILLING | | |
|--------|------------|-----|------|-----------------|-----|------|
| | PPG | ADV | % | PK | ADV | % |
| FLAMES | 1 | 18 | 5.6 | 13 | 17 | 76.5 |
| Kings | 4 | 17 | 23.5 | 17 | 18 | 94.4 |

FLAMES VS MINNESOTA WILD



ALL-TIME: 47-27-4-6-5

SINCE CALGARY: 47-27-4-6-5

LAST WIN: January 9, 2018 Flames 3 vs. Wild 2

| DATE | TEAMS | ATTENDANCE | WINNING GOAL | GOALTENDERS |
|------------------|--------------------|------------|-----------------|--------------------------|
| Oct. 21, 2017 | Wild 4 AT FLAMES 2 | 18,436 | Jared Spurgeon | Smith vs Stalock |
| Dec. 12, 2017 ** | FLAMES 1 AT Wild 2 | 18,767 | Mikael Granlund | Smith vs Dubnyk, Stalock |
| Jan. 9, 2018 * | FLAMES 3 AT Wild 2 | 19,011 | Dougie Hamilton | Smith vs Stalock |

* Overtime ** Shootout

| HEAD TO HEAD | GP | W | L | OTL | SOL | PTS | GF | GA | PPG | SHG | PIM |
|--------------|----|---|---|-----|-----|-----|----|----|-----|-----|-----|
| FLAMES | 3 | 1 | 1 | 0 | 1 | 3 | 6 | 7 | 1 | 0 | 24 |
| Wild | 3 | 2 | 0 | 1 | 0 | 5 | 7 | 6 | 1 | 0 | 28 |

| GOALS AND SHOTS BY PERIODS | 1st | 2nd | 3rd | OT | TOTAL |
|----------------------------|--------|--------|--------|-------|--------|
| FLAMES | 1 - 36 | 3 - 32 | 1 - 20 | 1 - 5 | 6 - 93 |
| Wild | 1 - 20 | 1 - 33 | 5 - 33 | 0 - 3 | 7 - 89 |

| FLAMES | GP | G | A | P | +/- | PIM | PP | SH | EN |
|-------------------|----|---|---|---|-----|-----|----|----|----|
| Johnny Gaudreau | 3 | 0 | 5 | 5 | 1 | 0 | 0 | 0 | 0 |
| Micheal Ferland | 3 | 2 | 1 | 3 | 1 | 0 | 0 | 0 | 0 |
| Sean Monahan | 3 | 2 | 1 | 3 | 2 | 0 | 0 | 0 | 0 |
| T.J. Brodie | 3 | 0 | 2 | 2 | -3 | 2 | 0 | 0 | 0 |
| Mark Giordano | 3 | 0 | 2 | 2 | 1 | 2 | 0 | 0 | 0 |
| Dougie Hamilton | 3 | 1 | 0 | 1 | 3 | 2 | 0 | 0 | 0 |
| Kris Versteeg | 1 | 1 | 0 | 1 | -1 | 0 | 1 | 0 | 0 |
| Troy Brouwer | 3 | 0 | 1 | 1 | -1 | 4 | 0 | 0 | 0 |
| Mikael Backlund | 3 | 0 | 0 | 0 | -3 | 0 | 0 | 0 | 0 |
| Sam Bennett | 3 | 0 | 0 | 0 | -1 | 0 | 0 | 0 | 0 |
| Travis Hamonic | 3 | 0 | 0 | 0 | -4 | 0 | 0 | 0 | 0 |
| Brett Kulak | 3 | 0 | 0 | 0 | 0 | 0 | 0 | 0 | 0 |
| Curtis Lazar | 3 | 0 | 0 | 0 | -1 | 0 | 0 | 0 | 0 |
| Michael Stone | 3 | 0 | 0 | 0 | 0 | 6 | 0 | 0 | 0 |
| Matthew Tkachuk | 3 | 0 | 0 | 0 | -2 | 2 | 0 | 0 | 0 |
| Michael Frolik | 2 | 0 | 0 | 0 | 0 | 2 | 0 | 0 | 0 |
| Garnet Hathaway | 2 | 0 | 0 | 0 | 0 | 2 | 0 | 0 | 0 |
| Mark Jankowski | 2 | 0 | 0 | 0 | 0 | 2 | 0 | 0 | 0 |
| Matt Stajan | 2 | 0 | 0 | 0 | 0 | 0 | 0 | 0 | 0 |
| Freddie Hamilton | 1 | 0 | 0 | 0 | 0 | 0 | 0 | 0 | 0 |
| Jaromir Jagr | 1 | 0 | 0 | 0 | 0 | 0 | 0 | 0 | 0 |
| Andrew Mangiapane | 1 | 0 | 0 | 0 | 0 | 0 | 0 | 0 | 0 |

| WILD | GP | G | A | P | +/- | PIM | PP | SH | EN |
|-------------------|----|---|---|---|-----|-----|----|----|----|
| Ryan Suter | 3 | 1 | 5 | 6 | 4 | 2 | 0 | 0 | 0 |
| Jared Spurgeon | 2 | 2 | 1 | 3 | 2 | 0 | 0 | 0 | 0 |
| Mikael Granlund | 2 | 1 | 1 | 2 | 1 | 0 | 0 | 0 | 0 |
| Mikko Koivu | 3 | 0 | 2 | 2 | 3 | 4 | 0 | 0 | 0 |
| Luke Kunin | 1 | 0 | 2 | 2 | 1 | 0 | 0 | 0 | 0 |
| Matt Cullen | 3 | 1 | 0 | 1 | 1 | 0 | 0 | 0 | 0 |
| Chris Stewart | 3 | 1 | 0 | 1 | 0 | 0 | 1 | 0 | 0 |
| Daniel Winnik | 3 | 1 | 0 | 1 | 1 | 0 | 0 | 0 | 1 |
| Joel Eriksson Ek | 3 | 0 | 1 | 1 | 0 | 0 | 0 | 0 | 0 |
| Eric Staal | 3 | 0 | 1 | 1 | -1 | 0 | 0 | 0 | 0 |
| Jonas Brodin | 3 | 0 | 0 | 0 | -2 | 0 | 0 | 0 | 0 |
| Matt Dumba | 3 | 0 | 0 | 0 | 0 | 2 | 0 | 0 | 0 |
| Marcus Foligno | 3 | 0 | 0 | 0 | 0 | 8 | 0 | 0 | 0 |
| Jason Zucker | 3 | 0 | 0 | 0 | 1 | 0 | 0 | 0 | 0 |
| Charlie Coyle | 2 | 0 | 0 | 0 | -2 | 0 | 0 | 0 | 0 |
| Tyler Ennis | 2 | 0 | 0 | 0 | 0 | 2 | 0 | 0 | 0 |
| Zack Mitchell | 2 | 0 | 0 | 0 | 0 | 0 | 0 | 0 | 0 |
| Gustav Olofsson | 2 | 0 | 0 | 0 | 0 | 2 | 0 | 0 | 0 |
| Nate Prosser | 2 | 0 | 0 | 0 | 0 | 2 | 0 | 0 | 0 |
| Ryan Murphy | 1 | 0 | 0 | 0 | 0 | 2 | 0 | 0 | 0 |
| Nino Niederreiter | 1 | 0 | 0 | 0 | 0 | 0 | 0 | 0 | 0 |
| Cal O'Reilly | 1 | 0 | 0 | 0 | 0 | 0 | 0 | 0 | 0 |
| Zach Parise | 1 | 0 | 0 | 0 | -2 | 2 | 0 | 0 | 0 |
| Kyle Quincey | 1 | 0 | 0 | 0 | 0 | 2 | 0 | 0 | 0 |
| Mike Reilly | 1 | 0 | 0 | 0 | 0 | 0 | 0 | 0 | 0 |

| GOALTENDERS | GP | MP | SO | GA | SA | SV | GAA | SV % |
|--------------------|----|-----|----|----|----|----|------|------|
| Mike Smith (1-1-1) | 3 | 186 | 0 | 6 | 88 | 82 | 1.93 | .932 |

| GOALTENDERS | GP | MP | SO | GA | SA | SV | GAA | SV % |
|----------------------|----|-----|----|----|----|----|------|-------|
| Alex Stalock (0-2-1) | 3 | 167 | 0 | 6 | 83 | 77 | 2.15 | .928 |
| Devan Dubnyk (0-2-1) | 1 | 20 | 0 | 0 | 10 | 10 | 0.00 | 1.000 |

| | POWER PLAY | | | PENALTY KILLING | | |
|--------|------------|-----|------|-----------------|-----|------|
| | PPG | ADV | % | PK | ADV | % |
| FLAMES | 1 | 13 | 7.7 | 9 | 10 | 90.0 |
| Wild | 1 | 10 | 10.0 | 12 | 13 | 92.3 |

FLAMES VS MONTREAL CANADIENS



ALL-TIME: 40-58-15-1-1

SINCE CALGARY: 36-35-8-1-1

LAST WIN: December 7, 2017 Flames 3 vs. Canadiens 2

| DATE | TEAMS | ATTENDANCE | WINNING GOAL | GOALTENDERS |
|----------------|-------------------------|------------|-------------------|------------------|
| Dec. 7, 2017 * | FLAMES 3 AT Canadiens 2 | 21,302 | Sean Monahan | Rittich vs Price |
| Dec. 22, 2017 | Canadiens 3 AT FLAMES 2 | 19,289 | Brendan Gallagher | Smith vs Price |

* Overtime

| HEAD TO HEAD | GP | W | L | OTL | SOL | PTS | GF | GA | PPG | SHG | PIM |
|--------------|----|---|---|-----|-----|-----|----|----|-----|-----|-----|
| FLAMES | 2 | 1 | 1 | 0 | 0 | 2 | 5 | 5 | 1 | 0 | 2 |
| Canadiens | 2 | 1 | 0 | 1 | 0 | 3 | 5 | 5 | 0 | 0 | 14 |

| GOALS AND SHOTS BY PERIODS | 1st | 2nd | 3rd | OT | TOTAL |
|----------------------------|--------|--------|--------|-------|--------|
| FLAMES | 1 - 20 | 0 - 20 | 3 - 18 | 1 - 2 | 5 - 60 |
| Canadiens | 2 - 25 | 2 - 22 | 1 - 24 | 0 - 1 | 5 - 72 |

| FLAMES | GP | G | A | P | +/- | PIM | PP | SH | EN |
|------------------|----|---|---|---|-----|-----|----|----|----|
| Sean Monahan | 2 | 2 | 1 | 3 | 1 | 0 | 0 | 0 | 0 |
| Micheal Ferland | 2 | 1 | 1 | 2 | 2 | 0 | 0 | 0 | 0 |
| Johnny Gaudreau | 2 | 0 | 2 | 2 | 0 | 0 | 0 | 0 | 0 |
| Garnet Hathaway | 2 | 1 | 0 | 1 | 0 | 0 | 0 | 0 | 0 |
| Matthew Tkachuk | 1 | 1 | 0 | 1 | -1 | 0 | 1 | 0 | 0 |
| Mikael Backlund | 2 | 0 | 1 | 1 | -2 | 0 | 0 | 0 | 0 |
| Sam Bennett | 2 | 0 | 1 | 1 | 0 | 0 | 0 | 0 | 0 |
| Michael Frolik | 2 | 0 | 1 | 1 | 0 | 0 | 0 | 0 | 0 |
| Mark Giordano | 2 | 0 | 1 | 1 | 0 | 0 | 0 | 0 | 0 |
| Brett Kulak | 2 | 0 | 1 | 1 | -1 | 0 | 0 | 0 | 0 |
| T.J. Brodie | 2 | 0 | 0 | 0 | 0 | 0 | 0 | 0 | 0 |
| Troy Brouwer | 2 | 0 | 0 | 0 | -1 | 0 | 0 | 0 | 0 |
| Dougie Hamilton | 2 | 0 | 0 | 0 | 0 | 2 | 0 | 0 | 0 |
| Freddie Hamilton | 2 | 0 | 0 | 0 | -2 | 0 | 0 | 0 | 0 |
| Mark Jankowski | 2 | 0 | 0 | 0 | 0 | 0 | 0 | 0 | 0 |
| Matt Stajan | 2 | 0 | 0 | 0 | 0 | 0 | 0 | 0 | 0 |
| Michael Stone | 2 | 0 | 0 | 0 | -2 | 0 | 0 | 0 | 0 |
| Matt Bartkowski | 1 | 0 | 0 | 0 | 0 | 0 | 0 | 0 | 0 |
| Travis Hamonic | 1 | 0 | 0 | 0 | 0 | 0 | 0 | 0 | 0 |
| Curtis Lazar | 1 | 0 | 0 | 0 | -1 | 0 | 0 | 0 | 0 |

| CANADIENS | GP | G | A | P | +/- | PIM | PP | SH | EN |
|---------------------|----|---|---|---|-----|-----|----|----|----|
| Byron Froese | 2 | 1 | 2 | 3 | 3 | 0 | 0 | 0 | 0 |
| Daniel Carr | 2 | 1 | 1 | 2 | 1 | 0 | 0 | 0 | 0 |
| Nicolas Deslauriers | 2 | 1 | 1 | 2 | 2 | 0 | 0 | 0 | 0 |
| Phillip Danault | 2 | 1 | 0 | 1 | 0 | 2 | 0 | 0 | 0 |
| Brendan Gallagher | 2 | 1 | 0 | 1 | 0 | 0 | 0 | 0 | 0 |
| Jordie Benn | 2 | 0 | 1 | 1 | 1 | 2 | 0 | 0 | 0 |
| Alex Galchenyuk | 2 | 0 | 1 | 1 | 0 | 0 | 0 | 0 | 0 |
| Max Pacioretty | 2 | 0 | 1 | 1 | -1 | 0 | 0 | 0 | 0 |
| Jeff Petry | 2 | 0 | 1 | 1 | 1 | 0 | 0 | 0 | 0 |
| Tomas Plekanec | 2 | 0 | 1 | 1 | -1 | 0 | 0 | 0 | 0 |
| Artturi Lehkonen | 1 | 0 | 1 | 1 | 1 | 0 | 0 | 0 | 0 |
| Karl Alzner | 2 | 0 | 0 | 0 | 2 | 2 | 0 | 0 | 0 |
| Paul Byron | 2 | 0 | 0 | 0 | -2 | 2 | 0 | 0 | 0 |
| Jakub Jerabek | 2 | 0 | 0 | 0 | 0 | 0 | 0 | 0 | 0 |
| David Schlemko | 2 | 0 | 0 | 0 | 0 | 0 | 0 | 0 | 0 |
| Andrew Shaw | 2 | 0 | 0 | 0 | 3 | 6 | 0 | 0 | 0 |
| Jacob de la Rose | 1 | 0 | 0 | 0 | -1 | 0 | 0 | 0 | 0 |
| Jonathan Drouin | 1 | 0 | 0 | 0 | 0 | 0 | 0 | 0 | 0 |
| Charles Hudon | 1 | 0 | 0 | 0 | -1 | 0 | 0 | 0 | 0 |
| Joe Morrow | 1 | 0 | 0 | 0 | 0 | 0 | 0 | 0 | 0 |
| Shea Weber | 1 | 0 | 0 | 0 | -1 | 0 | 0 | 0 | 0 |

| GOALTENDERS | GP | MP | SO | GA | SA | SV | GAA | SV % |
|-----------------------|----|----|----|----|----|----|------|------|
| David Rittich (1-0-0) | 1 | 61 | 0 | 2 | 37 | 35 | 1.96 | .946 |
| Mike Smith (0-1-0) | 1 | 57 | 0 | 3 | 35 | 32 | 3.13 | .914 |

| GOALTENDERS | GP | MP | SO | GA | SA | SV | GAA | SV % |
|---------------------|----|-----|----|----|----|----|------|------|
| Carey Price (1-0-1) | 2 | 121 | 0 | 5 | 60 | 55 | 2.47 | .917 |

| | POWER PLAY | | | PENALTY KILLING | | |
|-----------|------------|-----|------|-----------------|-----|-------|
| | PPG | ADV | % | PK | ADV | % |
| FLAMES | 1 | 7 | 14.3 | 2 | 2 | 100.0 |
| Canadiens | 0 | 2 | 0.0 | 6 | 7 | 85.7 |

FLAMES VS NASHVILLE PREDATORS



ALL-TIME: 34-31-4-2-0

SINCE CALGARY: 34-31-4-2-0

LAST WIN: February 15, 2018 Flames 4 vs. Predators 3

| DATE | TEAMS | ATTENDANCE | WINNING GOAL | GOALTENDERS |
|------------------|-------------------------|------------|-----------------|------------------|
| Oct. 24, 2017 ** | FLAMES 3 AT Predators 2 | 17,113 | Matthew Tkachuk | Smith vs Rinne |
| Dec. 16, 2017 | Predators 2 AT FLAMES 0 | 18,618 | Ryan Johansen | Smith vs Rinne |
| Feb. 15, 2018 | FLAMES 4 AT Predators 3 | 17,326 | Curtis Lazar | Rittich vs Rinne |

** Shootout

| HEAD TO HEAD | GP | W | L | OTL | SOL | PTS | GF | GA | PPG | SHG | PIM |
|--------------|----|---|---|-----|-----|-----|----|----|-----|-----|-----|
| FLAMES | 3 | 2 | 1 | 0 | 0 | 4 | 6 | 7 | 2 | 0 | 43 |
| Predators | 3 | 1 | 1 | 0 | 1 | 3 | 7 | 6 | 2 | 0 | 44 |

| GOALS AND SHOTS BY PERIODS | 1st | 2nd | 3rd | OT | TOTAL |
|----------------------------|--------|--------|--------|-------|---------|
| FLAMES | 3 - 32 | 2 - 24 | 4 - 33 | 1 - 1 | 10 - 90 |
| Predators | 2 - 26 | 8 - 20 | 2 - 20 | 0 - 0 | 12 - 66 |

| FLAMES | GP | G | A | P | +/- | PIM | PP | SH | EN |
|-----------------|----|---|---|---|-----|-----|----|----|----|
| Dougie Hamilton | 3 | 1 | 3 | 4 | 1 | 4 | 1 | 0 | 0 |
| Matthew Tkachuk | 3 | 2 | 1 | 3 | 1 | 2 | 1 | 0 | 0 |
| Johnny Gaudreau | 3 | 0 | 2 | 2 | 1 | 0 | 0 | 0 | 0 |
| Sean Monahan | 3 | 0 | 2 | 2 | 1 | 4 | 0 | 0 | 0 |
| Micheal Ferland | 3 | 1 | 0 | 1 | 1 | 0 | 0 | 0 | 0 |
| Mark Jankowski | 3 | 1 | 0 | 1 | -1 | 2 | 0 | 0 | 0 |
| Curtis Lazar | 2 | 1 | 0 | 1 | 1 | 2 | 0 | 0 | 0 |
| Mikael Backlund | 3 | 0 | 1 | 1 | -2 | 4 | 0 | 0 | 0 |
| Sam Bennett | 3 | 0 | 1 | 1 | -1 | 2 | 0 | 0 | 0 |
| Mark Giordano | 3 | 0 | 1 | 1 | 3 | 0 | 0 | 0 | 0 |
| T.J. Brodie | 3 | 0 | 0 | 0 | -3 | 0 | 0 | 0 | 0 |
| Michael Frolik | 3 | 0 | 0 | 0 | -2 | 0 | 0 | 0 | 0 |
| Travis Hamonic | 3 | 0 | 0 | 0 | -1 | 0 | 0 | 0 | 0 |
| Brett Kulak | 3 | 0 | 0 | 0 | -1 | 2 | 0 | 0 | 0 |
| Matt Stajan | 3 | 0 | 0 | 0 | 1 | 4 | 0 | 0 | 0 |
| Michael Stone | 3 | 0 | 0 | 0 | -2 | 0 | 0 | 0 | 0 |
| Troy Brouwer | 2 | 0 | 0 | 0 | 0 | 17 | 0 | 0 | 0 |
| Garnet Hathaway | 2 | 0 | 0 | 0 | -1 | 0 | 0 | 0 | 0 |
| Jaromir Jagr | 1 | 0 | 0 | 0 | 0 | 0 | 0 | 0 | 0 |
| Ryan Lomberg | 1 | 0 | 0 | 0 | 1 | 0 | 0 | 0 | 0 |
| Kris Versteeg | 1 | 0 | 0 | 0 | 0 | 0 | 0 | 0 | 0 |

| PREDATORS | GP | G | A | P | +/- | PIM | PP | SH | EN |
|--------------------|----|---|---|---|-----|-----|----|----|----|
| Ryan Johansen | 3 | 2 | 2 | 4 | 1 | 0 | 0 | 0 | 0 |
| Roman Josi | 3 | 1 | 1 | 2 | -1 | 0 | 1 | 0 | 0 |
| Viktor Arvidsson | 3 | 0 | 2 | 2 | 1 | 0 | 0 | 0 | 0 |
| Scott Hartnell | 3 | 0 | 2 | 2 | 0 | 0 | 0 | 0 | 0 |
| P.K. Subban | 3 | 0 | 2 | 2 | 2 | 4 | 0 | 0 | 0 |
| Kevin Fiala | 3 | 1 | 0 | 1 | 0 | 2 | 0 | 0 | 0 |
| Filip Forsberg | 3 | 1 | 0 | 1 | 1 | 0 | 1 | 0 | 0 |
| Yannick Weber | 3 | 1 | 0 | 1 | 0 | 2 | 0 | 0 | 0 |
| Nick Bonino | 2 | 1 | 0 | 1 | 1 | 0 | 0 | 0 | 0 |
| Pontus Aberg | 3 | 0 | 1 | 1 | 0 | 2 | 0 | 0 | 0 |
| Craig Smith | 3 | 0 | 1 | 1 | 1 | 0 | 0 | 0 | 0 |
| Ryan Ellis | 1 | 0 | 1 | 1 | 0 | 0 | 0 | 0 | 0 |
| Kyle Turris | 1 | 0 | 1 | 1 | 1 | 0 | 0 | 0 | 0 |
| Mattias Ekholm | 3 | 0 | 0 | 0 | 1 | 2 | 0 | 0 | 0 |
| Alexei Emelin | 3 | 0 | 0 | 0 | 0 | 2 | 0 | 0 | 0 |
| Calle Jarnkrok | 3 | 0 | 0 | 0 | 0 | 0 | 0 | 0 | 0 |
| Colton Sissons | 3 | 0 | 0 | 0 | -1 | 4 | 0 | 0 | 0 |
| Austin Watson | 3 | 0 | 0 | 0 | -1 | 22 | 0 | 0 | 0 |
| Anthony Bitetto | 1 | 0 | 0 | 0 | 0 | 4 | 0 | 0 | 0 |
| Frederick Gaudreau | 1 | 0 | 0 | 0 | -2 | 0 | 0 | 0 | 0 |
| Matt Irwin | 1 | 0 | 0 | 0 | 0 | 0 | 0 | 0 | 0 |
| Cody McLeod | 1 | 0 | 0 | 0 | 0 | 0 | 0 | 0 | 0 |
| Miikka Salomaki | 1 | 0 | 0 | 0 | -1 | 0 | 0 | 0 | 0 |

| GOALTENDERS | GP | MP | SO | GA | SA | SV | GAA | SV % |
|-----------------------|----|-----|----|----|----|----|------|------|
| Mike Smith (1-1-0) | 2 | 122 | 0 | 4 | 58 | 54 | 1.97 | .931 |
| David Rittich (1-0-0) | 1 | 60 | 0 | 3 | 32 | 29 | 3.00 | .906 |

| GOALTENDERS | GP | MP | SO | GA | SA | SV | GAA | SV % |
|---------------------|----|-----|----|----|----|----|------|------|
| Pekka Rinne (1-1-1) | 3 | 182 | 1 | 6 | 95 | 89 | 1.98 | .937 |

| | POWER PLAY | | | PENALTY KILLING | | |
|-----------|------------|-----|------|-----------------|-----|------|
| | PPG | ADV | % | PK | ADV | % |
| FLAMES | 2 | 12 | 16.7 | 9 | 11 | 81.8 |
| Predators | 2 | 11 | 18.2 | 10 | 12 | 83.3 |

FLAMES VS NEW JERSEY DEVILS



ALL-TIME: 66-24-11-1-1

SINCE CALGARY: 44-22-7-1-1

LAST WIN: February 8, 2018 Flames 3 vs. Devils 2

| DATE | TEAMS | ATTENDANCE | WINNING GOAL | GOALTENDERS |
|-----------------|----------------------|------------|-----------------|--------------------|
| Nov. 5, 2017 ** | Devils 4 AT FLAMES 5 | 17,839 | Matthew Tkachuk | Smith vs Kinkaid |
| Feb. 8, 2018 | FLAMES 3 AT Devils 2 | 13,085 | Sean Monahan | Rittich vs Kinkaid |

** Shootout

| HEAD TO HEAD | GP | W | L | OTL | SOL | PTS | GF | GA | PPG | SHG | PIM |
|--------------|----|---|---|-----|-----|-----|----|----|-----|-----|-----|
| FLAMES | 2 | 2 | 0 | 0 | 0 | 4 | 7 | 6 | 0 | 1 | 8 |
| Devils | 2 | 0 | 1 | 0 | 1 | 1 | 6 | 7 | 1 | 0 | 6 |

| GOALS AND SHOTS BY PERIODS | 1st | 2nd | 3rd | OT | TOTAL |
|----------------------------|--------|--------|--------|-------|--------|
| FLAMES | 1 - 21 | 5 - 26 | 1 - 10 | 0 - 2 | 7 - 59 |
| Devils | 1 - 24 | 3 - 19 | 2 - 17 | 0 - 2 | 6 - 62 |

| FLAMES | GP | G | A | P | +/- | PIM | PP | SH | EN |
|-----------------|----|---|---|---|-----|-----|----|----|----|
| Sean Monahan | 2 | 3 | 1 | 4 | 1 | 0 | 0 | 0 | 0 |
| Johnny Gaudreau | 2 | 1 | 3 | 4 | 2 | 0 | 0 | 0 | 0 |
| Micheal Ferland | 2 | 1 | 2 | 3 | 2 | 0 | 0 | 0 | 0 |
| Michael Frolik | 2 | 1 | 1 | 2 | 2 | 0 | 0 | 1 | 0 |
| Michael Stone | 2 | 1 | 0 | 1 | 2 | 0 | 0 | 0 | 0 |
| Mikael Backlund | 2 | 0 | 1 | 1 | 1 | 0 | 0 | 0 | 0 |
| T.J. Brodie | 2 | 0 | 1 | 1 | 4 | 0 | 0 | 0 | 0 |
| Mark Giordano | 2 | 0 | 1 | 1 | -1 | 0 | 0 | 0 | 0 |
| Dougie Hamilton | 2 | 0 | 1 | 1 | 0 | 2 | 0 | 0 | 0 |
| Kris Versteeg | 1 | 0 | 1 | 1 | 1 | 0 | 0 | 0 | 0 |
| Sam Bennett | 2 | 0 | 0 | 0 | -2 | 2 | 0 | 0 | 0 |
| Troy Brouwer | 2 | 0 | 0 | 0 | 0 | 0 | 0 | 0 | 0 |
| Mark Jankowski | 2 | 0 | 0 | 0 | -1 | 0 | 0 | 0 | 0 |
| Brett Kulak | 2 | 0 | 0 | 0 | -1 | 2 | 0 | 0 | 0 |
| Matt Stajan | 2 | 0 | 0 | 0 | 1 | 0 | 0 | 0 | 0 |
| Matthew Tkachuk | 2 | 0 | 0 | 0 | 0 | 0 | 0 | 0 | 0 |
| Matt Bartkowski | 1 | 0 | 0 | 0 | -2 | 0 | 0 | 0 | 0 |
| Travis Hamonic | 1 | 0 | 0 | 0 | 2 | 2 | 0 | 0 | 0 |
| Garnet Hathaway | 1 | 0 | 0 | 0 | 0 | 0 | 0 | 0 | 0 |
| Curtis Lazar | 1 | 0 | 0 | 0 | -2 | 0 | 0 | 0 | 0 |
| Ryan Lomberg | 1 | 0 | 0 | 0 | 0 | 0 | 0 | 0 | 0 |

| DEVILS | GP | G | A | P | +/- | PIM | PP | SH | EN |
|------------------|----|---|---|---|-----|-----|----|----|----|
| Taylor Hall | 2 | 2 | 1 | 3 | -1 | 0 | 0 | 0 | 0 |
| Ben Lovejoy | 2 | 1 | 1 | 2 | 2 | 0 | 0 | 0 | 0 |
| Nico Hischier | 2 | 0 | 2 | 2 | 0 | 0 | 0 | 0 | 0 |
| Andy Greene | 2 | 1 | 0 | 1 | 0 | 0 | 0 | 0 | 0 |
| Pavel Zacha | 2 | 1 | 0 | 1 | 0 | 0 | 1 | 0 | 0 |
| Brian Gibbons | 1 | 1 | 0 | 1 | 1 | 0 | 0 | 0 | 0 |
| Brian Boyle | 2 | 0 | 1 | 1 | 1 | 0 | 0 | 0 | 0 |
| Jesper Bratt | 2 | 0 | 1 | 1 | -3 | 2 | 0 | 0 | 0 |
| Drew Stafford | 2 | 0 | 1 | 1 | 0 | 0 | 0 | 0 | 0 |
| Jimmy Hayes | 1 | 0 | 1 | 1 | 0 | 0 | 0 | 0 | 0 |
| Will Butcher | 2 | 0 | 0 | 0 | 0 | 0 | 0 | 0 | 0 |
| Blake Coleman | 2 | 0 | 0 | 0 | 0 | 0 | 0 | 0 | 0 |
| John Moore | 2 | 0 | 0 | 0 | -1 | 0 | 0 | 0 | 0 |
| Stefan Noesen | 2 | 0 | 0 | 0 | 0 | 0 | 0 | 0 | 0 |
| Damon Severson | 2 | 0 | 0 | 0 | -2 | 2 | 0 | 0 | 0 |
| Miles Wood | 2 | 0 | 0 | 0 | -2 | 2 | 0 | 0 | 0 |
| Adam Henrique | 1 | 0 | 0 | 0 | -2 | 0 | 0 | 0 | 0 |
| Mirco Mueller | 1 | 0 | 0 | 0 | -1 | 0 | 0 | 0 | 0 |
| Kyle Palmieri | 1 | 0 | 0 | 0 | 0 | 0 | 0 | 0 | 0 |
| John Quenneville | 1 | 0 | 0 | 0 | 0 | 0 | 0 | 0 | 0 |
| Sami Vatanen | 1 | 0 | 0 | 0 | -1 | 0 | 0 | 0 | 0 |
| Travis Zajac | 1 | 0 | 0 | 0 | -1 | 0 | 0 | 0 | 0 |

| GOALTENDERS | GP | MP | SO | GA | SA | SV | GAA | SV % |
|-----------------------|----|----|----|----|----|----|------|------|
| David Rittich (1-0-0) | 1 | 60 | 0 | 2 | 32 | 30 | 2.00 | .938 |
| Mike Smith (1-0-0) | 1 | 65 | 0 | 4 | 30 | 26 | 3.69 | .867 |

| GOALTENDERS | GP | MP | SO | GA | SA | SV | GAA | SV % |
|-----------------------|----|-----|----|----|----|----|------|------|
| Keith Kinkaid (0-1-1) | 2 | 124 | 0 | 7 | 59 | 52 | 3.39 | .881 |

| | POWER PLAY | | | PENALTY KILLING | | |
|--------|------------|-----|------|-----------------|-----|-------|
| | PPG | ADV | % | PK | ADV | % |
| FLAMES | 0 | 3 | 0.0 | 3 | 4 | 75.0 |
| Devils | 1 | 4 | 25.0 | 3 | 3 | 100.0 |

FLAMES VS NEW YORK ISLANDERS



ALL-TIME: 46-47-20-2-1

SINCE CALGARY: 34-25-8-2-1

LAST WIN: February 11, 2018 Flames 3 vs. Islanders 2

| DATE | TEAMS | ATTENDANCE | WINNING GOAL | GOALTENDERS |
|---------------|-------------------------|------------|-----------------|-------------------------|
| Feb. 11, 2018 | FLAMES 3 AT Islanders 2 | 11,192 | Matthew Tkachuk | Smith, Rittich vs Halak |
| Mar. 11, 2018 | Islanders 5 AT FLAMES 2 | 19,108 | Jordan Eberle | Smith vs Gibson |

| HEAD TO HEAD | GP | W | L | OTL | SOL | PTS | GF | GA | PPG | SHG | PIM |
|--------------|----|---|---|-----|-----|-----|----|----|-----|-----|-----|
| FLAMES | 2 | 1 | 1 | 0 | 0 | 2 | 5 | 7 | 1 | 0 | 22 |
| Islanders | 2 | 1 | 1 | 0 | 0 | 2 | 7 | 5 | 0 | 0 | 26 |

| GOALS AND SHOTS BY PERIODS | 1st | 2nd | 3rd | OT | TOTAL |
|----------------------------|--------|--------|--------|-------|--------|
| FLAMES | 1 - 23 | 1 - 33 | 3 - 38 | 0 - 0 | 5 - 94 |
| Islanders | 4 - 21 | 2 - 20 | 1 - 11 | 0 - 0 | 7 - 52 |

| FLAMES | GP | G | A | P | +/- | PIM | PP | SH | EN |
|-----------------|----|---|---|---|-----|-----|----|----|----|
| Johnny Gaudreau | 2 | 1 | 2 | 3 | -1 | 0 | 0 | 0 | 0 |
| Matthew Tkachuk | 2 | 2 | 0 | 2 | 2 | 0 | 0 | 0 | 0 |
| Michael Frolik | 2 | 0 | 2 | 2 | 1 | 2 | 0 | 0 | 0 |
| Mark Giordano | 2 | 1 | 0 | 1 | -2 | 0 | 0 | 0 | 0 |
| Mark Jankowski | 2 | 1 | 0 | 1 | -1 | 0 | 1 | 0 | 0 |
| Sam Bennett | 2 | 0 | 1 | 1 | -2 | 2 | 0 | 0 | 0 |
| Dougie Hamilton | 2 | 0 | 1 | 1 | -2 | 0 | 0 | 0 | 0 |
| Travis Hamonic | 2 | 0 | 1 | 1 | 0 | 0 | 0 | 0 | 0 |
| Brett Kulak | 2 | 0 | 1 | 1 | -1 | 0 | 0 | 0 | 0 |
| Sean Monahan | 2 | 0 | 1 | 1 | -1 | 2 | 0 | 0 | 0 |
| Mikael Backlund | 2 | 0 | 0 | 0 | 1 | 4 | 0 | 0 | 0 |
| T.J. Brodie | 2 | 0 | 0 | 0 | 0 | 0 | 0 | 0 | 0 |
| Micheal Ferland | 2 | 0 | 0 | 0 | 1 | 0 | 0 | 0 | 0 |
| Garnet Hathaway | 2 | 0 | 0 | 0 | -3 | 5 | 0 | 0 | 0 |
| Curtis Lazar | 2 | 0 | 0 | 0 | -2 | 0 | 0 | 0 | 0 |
| Matt Stajan | 2 | 0 | 0 | 0 | -3 | 0 | 0 | 0 | 0 |
| Michael Stone | 2 | 0 | 0 | 0 | -1 | 2 | 0 | 0 | 0 |
| Troy Brouwer | 1 | 0 | 0 | 0 | -1 | 0 | 0 | 0 | 0 |
| Ryan Lomberg | 1 | 0 | 0 | 0 | -1 | 5 | 0 | 0 | 0 |

| ISLANDERS | GP | G | A | P | +/- | PIM | PP | SH | EN |
|---------------------|----|---|---|---|-----|-----|----|----|----|
| Johnny Boychuk | 2 | 1 | 2 | 3 | 4 | 0 | 0 | 0 | 0 |
| Casey Cizikas | 2 | 1 | 2 | 3 | 1 | 0 | 0 | 0 | 0 |
| Nick Leddy | 2 | 1 | 2 | 3 | 2 | 0 | 0 | 0 | 0 |
| Anders Lee | 2 | 2 | 0 | 2 | 1 | 0 | 0 | 0 | 1 |
| John Tavares | 2 | 0 | 2 | 2 | 2 | 0 | 0 | 0 | 0 |
| Anthony Beauvillier | 2 | 1 | 0 | 1 | 1 | 0 | 0 | 0 | 0 |
| Jordan Eberle | 2 | 1 | 0 | 1 | 2 | 0 | 0 | 0 | 0 |
| Mathew Barzal | 2 | 0 | 1 | 1 | 0 | 2 | 0 | 0 | 0 |
| Ross Johnston | 2 | 0 | 1 | 1 | 2 | 12 | 0 | 0 | 0 |
| Josh Bailey | 2 | 0 | 0 | 0 | 0 | 0 | 0 | 0 | 0 |
| Cal Clutterbuck | 2 | 0 | 0 | 0 | 2 | 0 | 0 | 0 | 0 |
| Thomas Hickey | 2 | 0 | 0 | 0 | 0 | 2 | 0 | 0 | 0 |
| Andrew Ladd | 2 | 0 | 0 | 0 | -1 | 0 | 0 | 0 | 0 |
| Brock Nelson | 2 | 0 | 0 | 0 | -1 | 4 | 0 | 0 | 0 |
| Adam Pelech | 2 | 0 | 0 | 0 | -1 | 0 | 0 | 0 | 0 |
| Ryan Pulock | 2 | 0 | 0 | 0 | 1 | 0 | 0 | 0 | 0 |
| Sebastian Aho | 1 | 0 | 0 | 0 | 0 | 2 | 0 | 0 | 0 |
| Jason Chimera | 1 | 0 | 0 | 0 | 0 | 2 | 0 | 0 | 0 |
| Brandon Davidson | 1 | 0 | 0 | 0 | 0 | 2 | 0 | 0 | 0 |
| Tanner Fritz | 1 | 0 | 0 | 0 | 0 | 0 | 0 | 0 | 0 |

| GOALTENDERS | GP | MP | SO | GA | SA | SV | GAA | SV% |
|-----------------------|----|-----|----|----|----|----|------|------|
| Mike Smith (1-1-0) | 2 | 117 | 0 | 4 | 62 | 58 | 1.98 | .935 |
| David Rittich (0-0-0) | 1 | 0 | 0 | 0 | 0 | 0 | 0.00 | .000 |

| GOALTENDERS | GP | MP | SO | GA | SA | SV | GAA | SV% |
|----------------------------|----|----|----|----|----|----|------|------|
| Christopher Gibson (1-1-0) | 1 | 60 | 0 | 2 | 52 | 50 | 2.00 | .962 |
| Jaroslav Halak (0-0-0) | 1 | 59 | 0 | 3 | 42 | 39 | 3.05 | .929 |

| | POWER PLAY | | | PENALTY KILLING | | |
|-----------|------------|-----|------|-----------------|-----|-------|
| | PPG | ADV | % | PK | ADV | % |
| FLAMES | 1 | 8 | 12.5 | 6 | 6 | 100.0 |
| Islanders | 0 | 6 | 0.0 | 7 | 8 | 87.5 |

FLAMES VS NEW YORK RANGERS



ALL-TIME: 55-42-15-4-1

SINCE CALGARY: 30-27-9-4-1

LAST WIN: December 12, 2015 Flames 5 vs. Rangers 4

| DATE | TEAMS | ATTENDANCE | WINNING GOAL | GOALTENDERS |
|--------------|-----------------------|------------|------------------|-----------------------------|
| Feb. 9, 2018 | FLAMES 1 AT Rangers 3 | 18,006 | Mika Zibanejad | Smith vs Lundqvist, Pavelec |
| Mar. 2, 2018 | Rangers 4 AT FLAMES 3 | 19,143 | Pavel Buchnevich | Gillies vs Lundqvist |

| HEAD TO HEAD | GP | W | L | OTL | SOL | PTS | GF | GA | PPG | SHG | PIM |
|--------------|----|---|---|-----|-----|-----|----|----|-----|-----|-----|
| FLAMES | 2 | 0 | 2 | 0 | 0 | 0 | 4 | 7 | 1 | 0 | 21 |
| Rangers | 2 | 2 | 0 | 0 | 0 | 4 | 7 | 4 | 2 | 0 | 21 |

| GOALS AND SHOTS BY PERIODS | 1st | 2nd | 3rd | OT | TOTAL |
|----------------------------|--------|--------|--------|-------|--------|
| FLAMES | 2 - 27 | 2 - 34 | 0 - 28 | 0 - 0 | 4 - 89 |
| Rangers | 2 - 29 | 3 - 18 | 2 - 16 | 0 - 0 | 7 - 63 |

| FLAMES | GP | G | A | P | +/- | PIM | PP | SH | EN |
|-----------------|----|---|---|---|-----|-----|----|----|----|
| Brett Kulak | 2 | 2 | 0 | 2 | 3 | 0 | 0 | 0 | 0 |
| Matthew Tkachuk | 2 | 1 | 1 | 2 | -1 | 0 | 1 | 0 | 0 |
| Curtis Lazar | 1 | 1 | 0 | 1 | 1 | 0 | 0 | 0 | 0 |
| Michael Frolik | 2 | 0 | 1 | 1 | -2 | 0 | 0 | 0 | 0 |
| Johnny Gaudreau | 2 | 0 | 1 | 1 | -1 | 0 | 0 | 0 | 0 |
| Dougie Hamilton | 2 | 0 | 1 | 1 | -3 | 4 | 0 | 0 | 0 |
| Sean Monahan | 2 | 0 | 1 | 1 | -1 | 0 | 0 | 0 | 0 |
| Matt Stajan | 2 | 0 | 1 | 1 | 1 | 0 | 0 | 0 | 0 |
| Micheal Ferland | 1 | 0 | 1 | 1 | 1 | 2 | 0 | 0 | 0 |
| Ryan Lomberg | 1 | 0 | 1 | 1 | 1 | 0 | 0 | 0 | 0 |
| Mikael Backlund | 2 | 0 | 0 | 0 | -1 | 6 | 0 | 0 | 0 |
| Sam Bennett | 2 | 0 | 0 | 0 | -2 | 2 | 0 | 0 | 0 |
| T.J. Brodie | 2 | 0 | 0 | 0 | -3 | 0 | 0 | 0 | 0 |
| Mark Giordano | 2 | 0 | 0 | 0 | -2 | 2 | 0 | 0 | 0 |
| Travis Hamonic | 2 | 0 | 0 | 0 | -1 | 5 | 0 | 0 | 0 |
| Garnet Hathaway | 2 | 0 | 0 | 0 | -1 | 0 | 0 | 0 | 0 |
| Mark Jankowski | 2 | 0 | 0 | 0 | -1 | 0 | 0 | 0 | 0 |
| Michael Stone | 2 | 0 | 0 | 0 | 2 | 0 | 0 | 0 | 0 |
| Troy Brouwer | 1 | 0 | 0 | 0 | 0 | 0 | 0 | 0 | 0 |
| Tanner Glass | 1 | 0 | 0 | 0 | 0 | 0 | 0 | 0 | 0 |
| Nick Shore | 1 | 0 | 0 | 0 | 0 | 0 | 0 | 0 | 0 |

| RANGERS | GP | G | A | P | +/- | PIM | PP | SH | EN |
|-----------------------|----|---|---|---|-----|-----|----|----|----|
| Kevin Hayes | 2 | 2 | 1 | 3 | 3 | 2 | 1 | 0 | 0 |
| Ryan Spooner | 1 | 1 | 1 | 2 | 2 | 0 | 0 | 0 | 0 |
| Tony DeAngelo | 2 | 0 | 2 | 2 | 1 | 0 | 0 | 0 | 0 |
| J.T. Miller | 1 | 0 | 2 | 2 | 1 | 0 | 0 | 0 | 0 |
| Mika Zibanejad | 2 | 1 | 0 | 1 | 2 | 0 | 1 | 0 | 0 |
| Pavel Buchnevich | 1 | 1 | 0 | 1 | 1 | 0 | 0 | 0 | 0 |
| Michael Grabner | 1 | 1 | 0 | 1 | 1 | 0 | 0 | 0 | 0 |
| Rick Nash | 1 | 1 | 0 | 1 | 1 | 0 | 0 | 0 | 0 |
| Neal Pionk | 2 | 0 | 1 | 1 | 1 | 0 | 0 | 0 | 0 |
| Brady Skjei | 2 | 0 | 1 | 1 | 0 | 8 | 0 | 0 | 0 |
| Mats Zuccarello | 2 | 0 | 1 | 1 | 1 | 0 | 0 | 0 | 0 |
| David Desharnais | 1 | 0 | 1 | 1 | -1 | 0 | 0 | 0 | 0 |
| Nick Holden | 1 | 0 | 1 | 1 | 0 | 2 | 0 | 0 | 0 |
| Chris Kreider | 1 | 0 | 1 | 1 | 1 | 5 | 0 | 0 | 0 |
| Paul Carey | 2 | 0 | 0 | 0 | -2 | 2 | 0 | 0 | 0 |
| Jesper Fast | 2 | 0 | 0 | 0 | 1 | 0 | 0 | 0 | 0 |
| John Gilmour | 2 | 0 | 0 | 0 | 2 | 0 | 0 | 0 | 0 |
| Peter Holland | 2 | 0 | 0 | 0 | -2 | 0 | 0 | 0 | 0 |
| Cody McLeod | 2 | 0 | 0 | 0 | -2 | 0 | 0 | 0 | 0 |
| Steven Kampfer | 1 | 0 | 0 | 0 | -1 | 2 | 0 | 0 | 0 |
| Vinni Lettieri | 1 | 0 | 0 | 0 | -1 | 0 | 0 | 0 | 0 |
| Vladislav Namestnikov | 1 | 0 | 0 | 0 | 0 | 0 | 0 | 0 | 0 |
| Rob O'Gara | 1 | 0 | 0 | 0 | 1 | 0 | 0 | 0 | 0 |
| Marc Staal | 1 | 0 | 0 | 0 | 0 | 0 | 0 | 0 | 0 |
| Jimmy Vesey | 1 | 0 | 0 | 0 | 0 | 0 | 0 | 0 | 0 |

| GOALTENDERS | GP | MP | SO | GA | SA | SV | GAA | SV % |
|---------------------|----|----|----|----|----|----|------|------|
| Jon Gillies (0-1-0) | 1 | 57 | 0 | 3 | 27 | 24 | 3.17 | .889 |
| Mike Smith (0-1-0) | 1 | 58 | 0 | 4 | 36 | 32 | 4.12 | .889 |

| GOALTENDERS | GP | MP | SO | GA | SA | SV | GAA | SV % |
|--------------------------|----|-----|----|----|----|----|------|------|
| Henrik Lundqvist (2-0-0) | 2 | 100 | 0 | 3 | 81 | 78 | 1.80 | .963 |
| Ondrej Pavelec (0-0-0) | 1 | 20 | 0 | 1 | 8 | 7 | 3.03 | .875 |

| | POWER PLAY | | | PENALTY KILLING | | |
|---------|------------|-----|------|-----------------|-----|------|
| | PPG | ADV | % | PK | ADV | % |
| FLAMES | 1 | 9 | 11.1 | 6 | 8 | 75.0 |
| Rangers | 2 | 8 | 25.0 | 8 | 9 | 88.9 |

FLAMES VS OTTAWA SENATORS



ALL-TIME: 20-14-4-1-2

SINCE CALGARY: 20-14-4-1-2

LAST WIN: March 9, 2018 Flames 2 vs. Senators 1

| DATE | TEAMS | ATTENDANCE | WINNING GOAL | GOALTENDERS |
|---------------|------------------------|------------|--------------|-------------------------|
| Oct. 13, 2017 | Senators 6 AT FLAMES 0 | 19,289 | Cody Ceci | Smith, Lack vs Anderson |
| Mar. 9, 2018 | FLAMES 2 AT Senators 1 | 14,498 | Matt Stajan | Rittich vs Condon |

| HEAD TO HEAD | GP | W | L | OTL | SOL | PTS | GF | GA | PPG | SHG | PIM |
|--------------|----|---|---|-----|-----|-----|----|----|-----|-----|-----|
| FLAMES | 2 | 1 | 1 | 0 | 0 | 2 | 2 | 7 | 0 | 0 | 21 |
| Senators | 2 | 1 | 1 | 0 | 0 | 2 | 7 | 2 | 2 | 0 | 15 |

| GOALS AND SHOTS BY PERIODS | 1st | 2nd | 3rd | OT | TOTAL |
|----------------------------|--------|--------|--------|-------|--------|
| FLAMES | 1 - 24 | 0 - 18 | 1 - 20 | 0 - 0 | 2 - 62 |
| Senators | 1 - 15 | 1 - 20 | 5 - 23 | 0 - 0 | 7 - 58 |

| FLAMES | GP | G | A | P | +/- | PIM | PP | SH | EN |
|-----------------|----|---|---|---|-----|-----|----|----|----|
| Sam Bennett | 2 | 1 | 0 | 1 | -1 | 2 | 0 | 0 | 0 |
| Matt Stajan | 2 | 1 | 0 | 1 | 0 | 0 | 0 | 0 | 0 |
| Micheal Ferland | 2 | 0 | 1 | 1 | 1 | 5 | 0 | 0 | 0 |
| Johnny Gaudreau | 2 | 0 | 1 | 1 | 0 | 0 | 0 | 0 | 0 |
| Curtis Lazar | 2 | 0 | 1 | 1 | -1 | 2 | 0 | 0 | 0 |
| Brett Kulak | 1 | 0 | 1 | 1 | 2 | 0 | 0 | 0 | 0 |
| Mikael Backlund | 2 | 0 | 0 | 0 | 0 | 4 | 0 | 0 | 0 |
| T.J. Brodie | 2 | 0 | 0 | 0 | -2 | 0 | 0 | 0 | 0 |
| Troy Brouwer | 2 | 0 | 0 | 0 | -1 | 0 | 0 | 0 | 0 |
| Michael Frolik | 2 | 0 | 0 | 0 | -1 | 0 | 0 | 0 | 0 |
| Mark Giordano | 2 | 0 | 0 | 0 | -1 | 2 | 0 | 0 | 0 |
| Dougie Hamilton | 2 | 0 | 0 | 0 | -2 | 2 | 0 | 0 | 0 |
| Travis Hamonic | 2 | 0 | 0 | 0 | -1 | 0 | 0 | 0 | 0 |
| Sean Monahan | 2 | 0 | 0 | 0 | 1 | 0 | 0 | 0 | 0 |
| Michael Stone | 2 | 0 | 0 | 0 | 0 | 0 | 0 | 0 | 0 |
| Matthew Tkachuk | 2 | 0 | 0 | 0 | -1 | 2 | 0 | 0 | 0 |
| Matt Bartkowski | 1 | 0 | 0 | 0 | -1 | 0 | 0 | 0 | 0 |
| Garnet Hathaway | 1 | 0 | 0 | 0 | 0 | 0 | 0 | 0 | 0 |
| Jaromir Jagr | 1 | 0 | 0 | 0 | 0 | 2 | 0 | 0 | 0 |
| Mark Jankowski | 1 | 0 | 0 | 0 | 0 | 0 | 0 | 0 | 0 |
| Kris Versteeg | 1 | 0 | 0 | 0 | -1 | 0 | 0 | 0 | 0 |

| SENATORS | GP | G | A | P | +/- | PIM | PP | SH | EN |
|---------------------|----|---|---|---|-----|-----|----|----|----|
| Kyle Turris | 1 | 0 | 3 | 3 | 1 | 0 | 0 | 0 | 0 |
| Cody Ceci | 2 | 1 | 1 | 2 | 1 | 0 | 0 | 0 | 0 |
| Mark Stone | 2 | 1 | 1 | 2 | 1 | 0 | 0 | 0 | 0 |
| Derick Brassard | 1 | 1 | 1 | 2 | 2 | 0 | 0 | 0 | 0 |
| Ryan Dzingel | 2 | 1 | 0 | 1 | 1 | 2 | 0 | 0 | 0 |
| Mike Hoffman | 2 | 1 | 0 | 1 | 0 | 2 | 1 | 0 | 0 |
| Jean-Gabriel Pageau | 2 | 1 | 0 | 1 | -1 | 0 | 0 | 0 | 0 |
| Chris Wideman | 1 | 1 | 0 | 1 | 1 | 0 | 1 | 0 | 0 |
| Mark Borowiecki | 2 | 0 | 1 | 1 | 1 | 5 | 0 | 0 | 0 |
| Thomas Chabot | 2 | 0 | 1 | 1 | 3 | 0 | 0 | 0 | 0 |
| Tom Pyatt | 2 | 0 | 1 | 1 | 1 | 0 | 0 | 0 | 0 |
| Bobby Ryan | 2 | 0 | 1 | 1 | 1 | 0 | 0 | 0 | 0 |
| Zack Smith | 2 | 0 | 1 | 1 | 0 | 2 | 0 | 0 | 0 |
| Nate Thompson | 1 | 0 | 1 | 1 | 1 | 2 | 0 | 0 | 0 |
| Alexandre Burrows | 2 | 0 | 0 | 0 | 2 | 0 | 0 | 0 | 0 |
| Fredrik Claesson | 2 | 0 | 0 | 0 | -1 | 0 | 0 | 0 | 0 |
| Matt Duchene | 1 | 0 | 0 | 0 | 0 | 2 | 0 | 0 | 0 |
| Marian Gaborik | 1 | 0 | 0 | 0 | 0 | 0 | 0 | 0 | 0 |
| Ben Harpur | 1 | 0 | 0 | 0 | -1 | 0 | 0 | 0 | 0 |
| Christian Jaros | 1 | 0 | 0 | 0 | 0 | 0 | 0 | 0 | 0 |
| Erik Karlsson | 1 | 0 | 0 | 0 | -2 | 0 | 0 | 0 | 0 |
| Max McCormick | 1 | 0 | 0 | 0 | 0 | 0 | 0 | 0 | 0 |
| Magnus Paajarvi | 1 | 0 | 0 | 0 | -1 | 0 | 0 | 0 | 0 |
| Dion Phaneuf | 1 | 0 | 0 | 0 | 1 | 0 | 0 | 0 | 0 |

| GOALTENDERS | GP | MP | SO | GA | SA | SV | GAA | SV % |
|-----------------------|----|----|----|----|----|----|------|------|
| David Rittich (1-0-0) | 1 | 60 | 0 | 1 | 30 | 29 | 1.00 | .967 |
| Eddie Lack (0-0-0) | 1 | 12 | 0 | 1 | 6 | 5 | 4.99 | .833 |
| Mike Smith (0-1-0) | 1 | 48 | 0 | 5 | 22 | 17 | 6.25 | .773 |

| GOALTENDERS | GP | MP | SO | GA | SA | SV | GAA | SV % |
|------------------------|----|----|----|----|----|----|------|-------|
| Craig Anderson (1-0-0) | 1 | 60 | 1 | 0 | 25 | 25 | 0.00 | 1.000 |
| Mike Condon (0-1-0) | 1 | 58 | 0 | 2 | 37 | 35 | 2.06 | .946 |

| | POWER PLAY | | | PENALTY KILLING | | |
|----------|------------|-----|------|-----------------|-----|-------|
| | PPG | ADV | % | PK | ADV | % |
| FLAMES | 0 | 5 | 0.0 | 7 | 9 | 77.8 |
| Senators | 2 | 9 | 22.2 | 5 | 5 | 100.0 |

FLAMES VS PHILADELPHIA FLYERS



ALL-TIME: 47-58-12-0-2

SINCE CALGARY: 32-34-4-0-2

LAST WIN: November 18, 2017 Flames 5 vs. Flyers 4

| DATE | TEAMS | ATTENDANCE | WINNING GOAL | GOALTENDERS |
|-----------------|----------------------|------------|----------------|------------------|
| Nov. 18, 2017 * | FLAMES 5 AT Flyers 4 | 19,210 | Michael Frolik | Smith vs Elliott |
| Dec. 4, 2017 | Flyers 5 AT FLAMES 2 | 18,590 | Michael Raffl | Smith vs Elliott |

* Overtime

| HEAD TO HEAD | GP | W | L | OTL | SOL | PTS | GF | GA | PPG | SHG | PIM |
|--------------|----|---|---|-----|-----|-----|----|----|-----|-----|-----|
| FLAMES | 2 | 1 | 1 | 0 | 0 | 2 | 7 | 9 | 3 | 0 | 22 |
| Flyers | 2 | 1 | 0 | 1 | 0 | 3 | 9 | 7 | 2 | 0 | 14 |

| GOALS AND SHOTS BY PERIODS | 1st | 2nd | 3rd | OT | TOTAL |
|----------------------------|--------|--------|--------|-------|--------|
| FLAMES | 2 - 27 | 4 - 33 | 0 - 15 | 1 - 1 | 7 - 76 |
| Flyers | 4 - 20 | 4 - 23 | 1 - 17 | 0 - 0 | 9 - 60 |

| FLAMES | GP | G | A | P | +/- | PIM | PP | SH | EN |
|-----------------|----|---|---|---|-----|-----|----|----|----|
| Sean Monahan | 2 | 4 | 1 | 5 | -1 | 0 | 3 | 0 | 0 |
| Johnny Gaudreau | 2 | 1 | 2 | 3 | 0 | 0 | 0 | 0 | 0 |
| T.J. Brodie | 2 | 0 | 2 | 2 | 0 | 2 | 0 | 0 | 0 |
| Mark Giordano | 2 | 0 | 2 | 2 | -1 | 0 | 0 | 0 | 0 |
| Kris Versteeg | 1 | 0 | 2 | 2 | -1 | 2 | 0 | 0 | 0 |
| Troy Brouwer | 2 | 1 | 0 | 1 | 0 | 0 | 0 | 0 | 0 |
| Michael Frolik | 2 | 1 | 0 | 1 | 0 | 2 | 0 | 0 | 0 |
| Mikael Backlund | 2 | 0 | 1 | 1 | 0 | 0 | 0 | 0 | 0 |
| Sam Bennett | 2 | 0 | 1 | 1 | -3 | 0 | 0 | 0 | 0 |
| Micheal Ferland | 2 | 0 | 1 | 1 | -1 | 0 | 0 | 0 | 0 |
| Curtis Lazar | 2 | 0 | 1 | 1 | 0 | 0 | 0 | 0 | 0 |
| Garnet Hathaway | 1 | 0 | 1 | 1 | 1 | 0 | 0 | 0 | 0 |
| Dougie Hamilton | 2 | 0 | 0 | 0 | -2 | 0 | 0 | 0 | 0 |
| Travis Hamonic | 2 | 0 | 0 | 0 | 0 | 10 | 0 | 0 | 0 |
| Jaromir Jagr | 2 | 0 | 0 | 0 | -1 | 0 | 0 | 0 | 0 |
| Mark Jankowski | 2 | 0 | 0 | 0 | -2 | 0 | 0 | 0 | 0 |
| Brett Kulak | 2 | 0 | 0 | 0 | -2 | 0 | 0 | 0 | 0 |
| Michael Stone | 2 | 0 | 0 | 0 | -2 | 2 | 0 | 0 | 0 |
| Matt Stajan | 1 | 0 | 0 | 0 | -1 | 4 | 0 | 0 | 0 |
| Matthew Tkachuk | 1 | 0 | 0 | 0 | -1 | 0 | 0 | 0 | 0 |

| FLYERS | GP | G | A | P | +/- | PIM | PP | SH | EN |
|---------------------|----|---|---|---|-----|-----|----|----|----|
| Jakub Voracek | 2 | 0 | 5 | 5 | 2 | 2 | 0 | 0 | 0 |
| Scott Laughton | 2 | 2 | 1 | 3 | 3 | 0 | 0 | 0 | 0 |
| Valtteri Filppula | 2 | 1 | 2 | 3 | 3 | 0 | 0 | 0 | 0 |
| Sean Couturier | 2 | 1 | 1 | 2 | -1 | 0 | 1 | 0 | 0 |
| Ivan Provorov | 2 | 1 | 1 | 2 | 3 | 2 | 0 | 0 | 0 |
| Michael Raffl | 2 | 1 | 1 | 2 | 4 | 0 | 0 | 0 | 0 |
| Shayne Gostisbehere | 2 | 0 | 2 | 2 | 1 | 2 | 0 | 0 | 0 |
| Brandon Manning | 2 | 1 | 0 | 1 | 0 | 2 | 0 | 0 | 0 |
| Nolan Patrick | 2 | 1 | 0 | 1 | -2 | 0 | 0 | 0 | 0 |
| Wayne Simmonds | 2 | 1 | 0 | 1 | 0 | 0 | 1 | 0 | 0 |
| Taylor Leier | 2 | 0 | 1 | 1 | 2 | 2 | 0 | 0 | 0 |
| Jori Lehtera | 1 | 0 | 1 | 1 | 1 | 0 | 0 | 0 | 0 |
| Andrew MacDonald | 1 | 0 | 1 | 1 | 2 | 2 | 0 | 0 | 0 |
| Jordan Weal | 1 | 0 | 1 | 1 | 1 | 0 | 0 | 0 | 0 |
| Claude Giroux | 2 | 0 | 0 | 0 | 0 | 0 | 0 | 0 | 0 |
| Robert Hagg | 2 | 0 | 0 | 0 | 2 | 0 | 0 | 0 | 0 |
| Travis Konecny | 2 | 0 | 0 | 0 | -1 | 0 | 0 | 0 | 0 |
| Travis Sanheim | 2 | 0 | 0 | 0 | -1 | 0 | 0 | 0 | 0 |
| Dale Weise | 2 | 0 | 0 | 0 | -2 | 2 | 0 | 0 | 0 |
| Mark Alt | 1 | 0 | 0 | 0 | 0 | 0 | 0 | 0 | 0 |

| GOALTENDERS | GP | MP | SO | GA | SA | SV | GAA | SV% |
|--------------------|----|-----|----|----|----|----|------|------|
| Mike Smith (1-1-0) | 2 | 121 | 0 | 9 | 60 | 51 | 4.45 | .850 |

| GOALTENDERS | GP | MP | SO | GA | SA | SV | GAA | SV% |
|-----------------------|----|-----|----|----|----|----|------|------|
| Brian Elliott (1-0-1) | 2 | 121 | 0 | 7 | 76 | 69 | 3.47 | .908 |

| | POWER PLAY | | | PENALTY KILLING | | |
|--------|------------|-----|------|-----------------|-----|------|
| | PPG | ADV | % | PK | ADV | % |
| FLAMES | 3 | 7 | 42.9 | 4 | 6 | 66.7 |
| Flyers | 2 | 6 | 33.3 | 4 | 7 | 57.1 |

FLAMES VS PITTSBURGH PENGUINS



ALL-TIME: 44-43-18-1-1

SINCE CALGARY: 29-30-10-1-1

LAST WIN: November 2, 2017 Flames 2 vs. Penguins 1

| DATE | TEAMS | ATTENDANCE | WINNING GOAL | GOALTENDERS |
|----------------|------------------------|------------|----------------|------------------|
| Nov. 2, 2017 * | Penguins 1 AT FLAMES 2 | 18,837 | Mark Giordano | Smith vs Jarry |
| Mar. 5, 2018 * | FLAMES 3 AT Penguins 4 | 18,630 | Justin Schultz | Gillies vs Jarry |

* Overtime

| HEAD TO HEAD | GP | W | L | OTL | SOL | PTS | GF | GA | PPG | SHG | PIM |
|--------------|----|---|---|-----|-----|-----|----|----|-----|-----|-----|
| FLAMES | 2 | 1 | 0 | 1 | 0 | 3 | 5 | 5 | 1 | 0 | 8 |
| Penguins | 2 | 1 | 0 | 1 | 0 | 3 | 5 | 5 | 0 | 0 | 14 |

| GOALS AND SHOTS BY PERIODS | 1st | 2nd | 3rd | OT | TOTAL |
|----------------------------|--------|--------|--------|-------|--------|
| FLAMES | 2 - 24 | 1 - 22 | 1 - 23 | 1 - 3 | 5 - 72 |
| Penguins | 2 - 30 | 1 - 21 | 1 - 21 | 1 - 4 | 5 - 76 |

| FLAMES | GP | G | A | P | +/- | PIM | PP | SH | EN |
|-----------------|----|---|---|---|-----|-----|----|----|----|
| Mark Giordano | 2 | 2 | 0 | 2 | -1 | 0 | 0 | 0 | 0 |
| Troy Brouwer | 2 | 1 | 1 | 2 | 2 | 0 | 0 | 0 | 0 |
| T.J. Brodie | 2 | 0 | 2 | 2 | 1 | 0 | 0 | 0 | 0 |
| Johnny Gaudreau | 2 | 0 | 2 | 2 | -1 | 0 | 0 | 0 | 0 |
| Mikael Backlund | 2 | 1 | 0 | 1 | 0 | 4 | 0 | 0 | 0 |
| Sean Monahan | 2 | 1 | 0 | 1 | -1 | 0 | 1 | 0 | 0 |
| Michael Frolik | 2 | 0 | 1 | 1 | -1 | 0 | 0 | 0 | 0 |
| Travis Hamonic | 2 | 0 | 1 | 1 | 2 | 0 | 0 | 0 | 0 |
| Matt Stajan | 2 | 0 | 1 | 1 | 1 | 0 | 0 | 0 | 0 |
| Matthew Tkachuk | 2 | 0 | 1 | 1 | 1 | 0 | 0 | 0 | 0 |
| Sam Bennett | 2 | 0 | 0 | 0 | -1 | 0 | 0 | 0 | 0 |
| Micheal Ferland | 2 | 0 | 0 | 0 | -2 | 0 | 0 | 0 | 0 |
| Dougie Hamilton | 2 | 0 | 0 | 0 | -2 | 0 | 0 | 0 | 0 |
| Mark Jankowski | 2 | 0 | 0 | 0 | -1 | 4 | 0 | 0 | 0 |
| Brett Kulak | 2 | 0 | 0 | 0 | -1 | 0 | 0 | 0 | 0 |
| Curtis Lazar | 2 | 0 | 0 | 0 | 1 | 0 | 0 | 0 | 0 |
| Michael Stone | 2 | 0 | 0 | 0 | -1 | 0 | 0 | 0 | 0 |
| Garnet Hathaway | 1 | 0 | 0 | 0 | -1 | 0 | 0 | 0 | 0 |
| Kris Versteeg | 1 | 0 | 0 | 0 | 0 | 0 | 0 | 0 | 0 |

| PENGUINS | GP | G | A | P | +/- | PIM | PP | SH | EN |
|------------------|----|---|---|---|-----|-----|----|----|----|
| Evgeni Malkin | 2 | 1 | 3 | 4 | 3 | 4 | 0 | 0 | 0 |
| Kris Letang | 2 | 1 | 1 | 2 | 1 | 2 | 0 | 0 | 0 |
| Phil Kessel | 2 | 0 | 2 | 2 | 2 | 2 | 0 | 0 | 0 |
| Patric Hornqvist | 2 | 1 | 0 | 1 | 1 | 0 | 0 | 0 | 0 |
| Chad Ruhwedel | 2 | 1 | 0 | 1 | 0 | 2 | 0 | 0 | 0 |
| Justin Schultz | 1 | 1 | 0 | 1 | 1 | 0 | 0 | 0 | 0 |
| Carl Hagelin | 2 | 0 | 1 | 1 | 1 | 0 | 0 | 0 | 0 |
| Sidney Crosby | 2 | 0 | 0 | 0 | 0 | 0 | 0 | 0 | 0 |
| Brian Dumoulin | 2 | 0 | 0 | 0 | 1 | 0 | 0 | 0 | 0 |
| Jake Guentzel | 2 | 0 | 0 | 0 | 0 | 0 | 0 | 0 | 0 |
| Tom Kuhnhackl | 2 | 0 | 0 | 0 | -2 | 2 | 0 | 0 | 0 |
| Olli Maatta | 2 | 0 | 0 | 0 | -1 | 0 | 0 | 0 | 0 |
| Bryan Rust | 2 | 0 | 0 | 0 | 1 | 0 | 0 | 0 | 0 |
| Riley Sheahan | 2 | 0 | 0 | 0 | -1 | 0 | 0 | 0 | 0 |
| Conor Sheary | 2 | 0 | 0 | 0 | -2 | 0 | 0 | 0 | 0 |
| Derick Brassard | 1 | 0 | 0 | 0 | 0 | 0 | 0 | 0 | 0 |
| Ian Cole | 1 | 0 | 0 | 0 | 0 | 0 | 0 | 0 | 0 |
| Frank Corrado | 1 | 0 | 0 | 0 | 0 | 0 | 0 | 0 | 0 |
| Greg McKegg | 1 | 0 | 0 | 0 | 0 | 0 | 0 | 0 | 0 |
| Jamie Oleksiak | 1 | 0 | 0 | 0 | 0 | 0 | 0 | 0 | 0 |
| Ryan Reaves | 1 | 0 | 0 | 0 | 0 | 2 | 0 | 0 | 0 |
| Dominik Simon | 1 | 0 | 0 | 0 | 1 | 0 | 0 | 0 | 0 |

| GOALTENDERS | GP | MP | SO | GA | SA | SV | GAA | SV% |
|---------------------|----|----|----|----|----|----|------|------|
| Mike Smith (1-0-0) | 1 | 62 | 0 | 1 | 44 | 43 | 0.96 | .977 |
| Jon Gillies (0-0-1) | 1 | 63 | 0 | 4 | 32 | 28 | 3.83 | .875 |

| GOALTENDERS | GP | MP | SO | GA | SA | SV | GAA | SV% |
|-----------------------|----|-----|----|----|----|----|------|------|
| Tristan Jarry (1-0-1) | 2 | 124 | 0 | 5 | 72 | 67 | 2.41 | .931 |

| | POWER PLAY | | | PENALTY KILLING | | |
|----------|------------|-----|------|-----------------|-----|-------|
| | PPG | ADV | % | PK | ADV | % |
| FLAMES | 1 | 6 | 16.7 | 3 | 3 | 100.0 |
| Penguins | 0 | 3 | 0.0 | 5 | 6 | 83.3 |

FLAMES VS SAN JOSE SHARKS



ALL-TIME: 61-46-8-3-3

SINCE CALGARY: 61-46-8-3-3

LAST WIN: March 31, 2017 Flames 5 vs. Sharks 2

| DATE | TEAMS | ATTENDANCE | WINNING GOAL | GOALTENDERS |
|------------------|----------------------|------------|----------------|-------------------------|
| Dec. 14, 2017 | Sharks 3 AT FLAMES 2 | 18,730 | Joonas Donskoi | Smith vs Dell |
| Dec. 28, 2017 ** | FLAMES 2 AT Sharks 3 | 17,562 | Joe Pavelski | Rittich vs Jones |
| Mar. 16, 2018 | Sharks 7 AT FLAMES 4 | 19,196 | Tomas Hertl | Smith, Rittich vs Jones |
| Mar. 24, 2018 | FLAMES 1 AT Sharks 5 | 17,562 | Jannik Hansen | Rittich vs Jones |

** Shootout

| HEAD TO HEAD | GP | W | L | OTL | SOL | PTS | GF | GA | PPG | SHG | PIM |
|--------------|----|---|---|-----|-----|-----|----|----|-----|-----|-----|
| FLAMES | 4 | 0 | 3 | 0 | 1 | 1 | 9 | 17 | 1 | 0 | 36 |
| Sharks | 4 | 4 | 0 | 0 | 0 | 8 | 17 | 9 | 2 | 1 | 38 |

| GOALS AND SHOTS BY PERIODS | 1st | 2nd | 3rd | OT | TOTAL |
|----------------------------|--------|--------|--------|-------|----------|
| FLAMES | 5 - 44 | 2 - 46 | 2 - 46 | 0 - 4 | 9 - 140 |
| Sharks | 5 - 30 | 6 - 55 | 6 - 36 | 0 - 1 | 17 - 122 |

| FLAMES | GP | G | A | P | +/- | PIM | PP | SH | EN |
|------------------|----|---|---|---|-----|-----|----|----|----|
| Micheal Ferland | 4 | 1 | 2 | 3 | -2 | 0 | 0 | 0 | 0 |
| Garnet Hathaway | 4 | 1 | 2 | 3 | 0 | 5 | 0 | 0 | 0 |
| Johnny Gaudreau | 4 | 2 | 0 | 2 | -5 | 0 | 0 | 0 | 0 |
| Mark Jankowski | 4 | 1 | 1 | 2 | -1 | 0 | 0 | 0 | 0 |
| Michael Stone | 4 | 1 | 1 | 2 | -2 | 0 | 0 | 0 | 0 |
| Mikael Backlund | 4 | 1 | 0 | 1 | -5 | 2 | 1 | 0 | 0 |
| Troy Brouwer | 4 | 1 | 0 | 1 | 1 | 0 | 0 | 0 | 0 |
| Michael Frolik | 4 | 1 | 0 | 1 | -3 | 0 | 0 | 0 | 0 |
| Sam Bennett | 4 | 0 | 1 | 1 | -4 | 0 | 0 | 0 | 0 |
| Mark Giordano | 4 | 0 | 1 | 1 | 0 | 2 | 0 | 0 | 0 |
| Dougie Hamilton | 4 | 0 | 1 | 1 | -2 | 8 | 0 | 0 | 0 |
| Curtis Lazar | 3 | 0 | 1 | 1 | -1 | 0 | 0 | 0 | 0 |
| Sean Monahan | 3 | 0 | 1 | 1 | -2 | 2 | 0 | 0 | 0 |
| Matt Stajan | 3 | 0 | 1 | 1 | 1 | 2 | 0 | 0 | 0 |
| Matthew Tkachuk | 2 | 0 | 1 | 1 | 1 | 0 | 0 | 0 | 0 |
| Chris Stewart | 1 | 0 | 1 | 1 | -1 | 0 | 0 | 0 | 0 |
| Travis Hamonic | 4 | 0 | 0 | 0 | -3 | 7 | 0 | 0 | 0 |
| Brett Kulak | 4 | 0 | 0 | 0 | -3 | 2 | 0 | 0 | 0 |
| T.J. Brodie | 3 | 0 | 0 | 0 | -3 | 0 | 0 | 0 | 0 |
| Rasmus Andersson | 1 | 0 | 0 | 0 | -1 | 2 | 0 | 0 | 0 |
| Tanner Glass | 1 | 0 | 0 | 0 | 0 | 0 | 0 | 0 | 0 |
| Jaromir Jagr | 1 | 0 | 0 | 0 | 0 | 2 | 0 | 0 | 0 |
| Nick Shore | 1 | 0 | 0 | 0 | 0 | 0 | 0 | 0 | 0 |
| Kris Versteeg | 1 | 0 | 0 | 0 | 0 | 0 | 0 | 0 | 0 |

| SHARKS | GP | G | A | P | +/- | PIM | PP | SH | EN |
|---------------------|----|---|---|---|-----|-----|----|----|----|
| Evander Kane | 2 | 6 | 0 | 6 | 4 | 13 | 0 | 1 | 0 |
| Chris Tierney | 4 | 1 | 4 | 5 | 2 | 2 | 1 | 0 | 0 |
| Timo Meier | 4 | 2 | 2 | 4 | 2 | 0 | 0 | 0 | 0 |
| Brenden Dillon | 4 | 1 | 3 | 4 | 3 | 9 | 0 | 0 | 0 |
| Justin Braun | 4 | 1 | 2 | 3 | 4 | 0 | 0 | 0 | 0 |
| Kevin Labanc | 4 | 1 | 2 | 3 | 0 | 4 | 0 | 0 | 0 |
| Joe Pavelski | 4 | 1 | 2 | 3 | 1 | 0 | 1 | 0 | 0 |
| Brent Burns | 4 | 0 | 3 | 3 | 2 | 0 | 0 | 0 | 0 |
| Jannik Hansen | 4 | 1 | 1 | 2 | 0 | 0 | 0 | 0 | 0 |
| Tomas Hertl | 4 | 1 | 1 | 2 | 2 | 2 | 0 | 0 | 0 |
| Joonas Donskoi | 2 | 1 | 1 | 2 | 1 | 4 | 0 | 0 | 0 |
| Joe Thornton | 2 | 0 | 2 | 2 | 0 | 0 | 0 | 0 | 0 |
| Eric Fehr | 2 | 1 | 0 | 1 | 1 | 0 | 0 | 0 | 1 |
| Dylan DeMelo | 4 | 0 | 1 | 1 | 0 | 0 | 0 | 0 | 0 |
| Melker Karlsson | 4 | 0 | 1 | 1 | 2 | 0 | 0 | 0 | 0 |
| Marc-Edouard Vlasic | 4 | 0 | 1 | 1 | 4 | 0 | 0 | 0 | 0 |
| Logan Couture | 3 | 0 | 1 | 1 | 4 | 0 | 0 | 0 | 0 |
| Barclay Goodrow | 2 | 0 | 1 | 1 | 0 | 2 | 0 | 0 | 0 |
| Mikkel Boedker | 3 | 0 | 0 | 0 | 3 | 2 | 0 | 0 | 0 |
| Joakim Ryan | 2 | 0 | 0 | 0 | 1 | 0 | 0 | 0 | 0 |
| Marcus Sorensen | 2 | 0 | 0 | 0 | -1 | 0 | 0 | 0 | 0 |
| Joel Ward | 2 | 0 | 0 | 0 | -1 | 0 | 0 | 0 | 0 |
| Paul Martin | 1 | 0 | 0 | 0 | 1 | 0 | 0 | 0 | 0 |
| Tim Heed | 1 | 0 | 0 | 0 | -1 | 0 | 0 | 0 | 0 |

| GOALTENDERS | GP | MP | SO | GA | SA | SV | GAA | SV % |
|-----------------------|----|-----|----|----|----|----|------|------|
| David Rittich (0-1-1) | 3 | 143 | 0 | 7 | 72 | 65 | 2.94 | .903 |
| Mike Smith (0-2-0) | 2 | 100 | 0 | 9 | 49 | 40 | 5.42 | .816 |

| GOALTENDERS | GP | MP | SO | GA | SA | SV | GAA | SV % |
|----------------------|----|-----|----|----|-----|----|------|------|
| Martin Jones (3-0-0) | 3 | 185 | 0 | 7 | 106 | 99 | 2.27 | .934 |
| Aaron Dell (1-0-0) | 1 | 60 | 0 | 2 | 34 | 32 | 2.00 | .941 |

| | POWER PLAY | | | PENALTY KILLING | | |
|--------|------------|-----|------|-----------------|-----|------|
| | PPG | ADV | % | PK | ADV | % |
| FLAMES | 1 | 12 | 8.3 | 9 | 11 | 81.8 |
| Sharks | 2 | 11 | 18.2 | 11 | 12 | 91.7 |

FLAMES VS ST. LOUIS BLUES



ALL-TIME: 78-75-14-2-2

SINCE CALGARY: 60-60-8-2-2

LAST WIN: December 20, 2017 Flames 2 vs. Blues 1

| DATE | TEAMS | ATTENDANCE | WINNING GOAL | GOALTENDERS |
|---------------|---------------------|------------|------------------|----------------------|
| Oct. 25, 2017 | FLAMES 2 AT Blues 5 | 17,227 | Alex Pietrangelo | Lack vs Allen |
| Nov. 13, 2017 | Blues 4 AT FLAMES 7 | 18,519 | Kris Versteeg | Smith, Lack vs Allen |
| Dec. 20, 2017 | Blues 1 AT FLAMES 2 | 18,410 | Dougie Hamilton | Smith vs Hutton |

| HEAD TO HEAD | GP | W | L | OTL | SOL | PTS | GF | GA | PPG | SHG | PIM |
|--------------|----|---|---|-----|-----|-----|----|----|-----|-----|-----|
| FLAMES | 3 | 2 | 1 | 0 | 0 | 4 | 11 | 10 | 1 | 0 | 24 |
| Blues | 3 | 1 | 2 | 0 | 0 | 2 | 10 | 11 | 4 | 0 | 24 |

| GOALS AND SHOTS BY PERIODS | 1st | 2nd | 3rd | OT | TOTAL |
|----------------------------|--------|--------|--------|-------|---------|
| FLAMES | 4 - 32 | 1 - 29 | 6 - 34 | 0 - 0 | 11 - 95 |
| Blues | 3 - 26 | 3 - 22 | 4 - 27 | 0 - 0 | 10 - 75 |

| FLAMES | GP | G | A | P | +/- | PIM | PP | SH | EN |
|-----------------|----|---|---|---|-----|-----|----|----|----|
| Mikael Backlund | 3 | 2 | 2 | 4 | 0 | 2 | 0 | 0 | 0 |
| Matthew Tkachuk | 3 | 0 | 4 | 4 | 1 | 0 | 0 | 0 | 0 |
| Michael Frolik | 3 | 2 | 1 | 3 | 0 | 2 | 0 | 0 | 1 |
| Mark Jankowski | 3 | 2 | 1 | 3 | 2 | 2 | 0 | 0 | 0 |
| Sam Bennett | 3 | 1 | 1 | 2 | 1 | 4 | 0 | 0 | 0 |
| Johnny Gaudreau | 3 | 1 | 1 | 2 | 1 | 0 | 0 | 0 | 0 |
| T.J. Brodie | 3 | 0 | 2 | 2 | 0 | 2 | 0 | 0 | 0 |
| Micheal Ferland | 3 | 1 | 0 | 1 | -1 | 0 | 1 | 0 | 0 |
| Dougie Hamilton | 3 | 1 | 0 | 1 | 2 | 2 | 0 | 0 | 0 |
| Kris Versteeg | 2 | 1 | 0 | 1 | 1 | 0 | 0 | 0 | 0 |
| Troy Brouwer | 3 | 0 | 1 | 1 | 1 | 0 | 0 | 0 | 0 |
| Mark Giordano | 3 | 0 | 1 | 1 | 1 | 0 | 0 | 0 | 0 |
| Travis Hamonic | 3 | 0 | 1 | 1 | -1 | 2 | 0 | 0 | 0 |
| Curtis Lazar | 3 | 0 | 1 | 1 | 1 | 0 | 0 | 0 | 0 |
| Sean Monahan | 3 | 0 | 1 | 1 | 0 | 2 | 0 | 0 | 0 |
| Jaromir Jagr | 1 | 0 | 1 | 1 | 3 | 0 | 0 | 0 | 0 |
| Brett Kulak | 3 | 0 | 0 | 0 | 3 | 4 | 0 | 0 | 0 |
| Michael Stone | 3 | 0 | 0 | 0 | 3 | 0 | 0 | 0 | 0 |
| Matt Stajan | 2 | 0 | 0 | 0 | 0 | 0 | 0 | 0 | 0 |
| Garnet Hathaway | 1 | 0 | 0 | 0 | 1 | 2 | 0 | 0 | 0 |

| BLUES | GP | G | A | P | +/- | PIM | PP | SH | EN |
|--------------------|----|---|---|---|-----|-----|----|----|----|
| Alexander Steen | 3 | 2 | 4 | 6 | 0 | 0 | 0 | 0 | 0 |
| Brayden Schenn | 3 | 1 | 4 | 5 | -2 | 0 | 1 | 0 | 0 |
| Paul Stastny | 3 | 1 | 4 | 5 | 0 | 2 | 0 | 0 | 0 |
| Vladimir Tarasenko | 3 | 2 | 2 | 4 | -1 | 0 | 0 | 0 | 0 |
| Jaden Schwartz | 2 | 2 | 1 | 3 | -2 | 0 | 2 | 0 | 0 |
| Colton Parayko | 3 | 0 | 3 | 3 | -1 | 0 | 0 | 0 | 0 |
| Joel Edmundson | 3 | 1 | 1 | 2 | -2 | 6 | 0 | 0 | 1 |
| Alex Pietrangelo | 3 | 1 | 0 | 1 | -1 | 0 | 1 | 0 | 0 |
| Vladimir Sobotka | 3 | 0 | 1 | 1 | 3 | 4 | 0 | 0 | 0 |
| Robert Bortuzzo | 3 | 0 | 0 | 0 | -2 | 2 | 0 | 0 | 0 |
| Kyle Brodziak | 3 | 0 | 0 | 0 | -2 | 0 | 0 | 0 | 0 |
| Vince Dunn | 3 | 0 | 0 | 0 | -1 | 0 | 0 | 0 | 0 |
| Scottie Upshall | 3 | 0 | 0 | 0 | -2 | 2 | 0 | 0 | 0 |
| Beau Bennett | 2 | 0 | 0 | 0 | -1 | 0 | 0 | 0 | 0 |
| Carl Gunnarsson | 2 | 0 | 0 | 0 | 0 | 0 | 0 | 0 | 0 |
| Dmitrij Jaskin | 2 | 0 | 0 | 0 | -1 | 0 | 0 | 0 | 0 |
| Magnus Paajarvi | 2 | 0 | 0 | 0 | -1 | 2 | 0 | 0 | 0 |
| Oskar Sundqvist | 2 | 0 | 0 | 0 | -1 | 4 | 0 | 0 | 0 |
| Chris Thorburn | 2 | 0 | 0 | 0 | -2 | 0 | 0 | 0 | 0 |
| Ivan Barbashev | 1 | 0 | 0 | 0 | -1 | 0 | 0 | 0 | 0 |
| Patrik Berglund | 1 | 0 | 0 | 0 | 0 | 0 | 0 | 0 | 0 |
| Nate Prosser | 1 | 0 | 0 | 0 | 0 | 0 | 0 | 0 | 0 |
| Tage Thompson | 1 | 0 | 0 | 0 | -1 | 2 | 0 | 0 | 0 |

| GOALTENDERS | GP | MP | SO | GA | SA | SV | GAA | SV % |
|--------------------|----|-----|----|----|----|----|------|------|
| Mike Smith (1-0-0) | 2 | 80 | 0 | 3 | 31 | 28 | 2.25 | .903 |
| Eddie Lack (1-1-0) | 2 | 100 | 0 | 6 | 43 | 37 | 3.61 | .860 |

| GOALTENDERS | GP | MP | SO | GA | SA | SV | GAA | SV % |
|-----------------------|----|-----|----|----|----|----|------|------|
| Jake Allen (1-1-0) | 2 | 120 | 0 | 8 | 61 | 53 | 4.01 | .869 |
| Carter Hutton (0-1-0) | 1 | 59 | 0 | 2 | 33 | 31 | 2.03 | .939 |

| | POWER PLAY | | | PENALTY KILLING | | |
|--------|------------|-----|------|-----------------|-----|------|
| | PPG | ADV | % | PK | ADV | % |
| FLAMES | 1 | 9 | 11.1 | 4 | 8 | 50.0 |
| Blues | 4 | 8 | 50.0 | 8 | 9 | 88.9 |

FLAMES VS TAMPA BAY LIGHTNING



ALL-TIME: 16-15-1-4-0

SINCE CALGARY: 16-15-1-4-0

LAST WIN: January 11, 2018 Flames 5 vs. Lightning 1

| DATE | TEAMS | ATTENDANCE | WINNING GOAL | GOALTENDERS |
|---------------|-------------------------|------------|-----------------|-------------------------------|
| Jan. 11, 2018 | FLAMES 5 AT Lightning 1 | 19,092 | Johnny Gaudreau | Smith vs Vasilevskiy |
| Feb. 1, 2018 | Lightning 7 AT FLAMES 4 | 19,000 | Cory Conacher | Smith, Rittich vs Vasilevskiy |

| HEAD TO HEAD | GP | W | L | OTL | SOL | PTS | GF | GA | PPG | SHG | PIM |
|--------------|----|---|---|-----|-----|-----|----|----|-----|-----|-----|
| FLAMES | 2 | 1 | 1 | 0 | 0 | 2 | 9 | 8 | 2 | 0 | 29 |
| Lightning | 2 | 1 | 1 | 0 | 0 | 2 | 8 | 9 | 1 | 0 | 21 |

| GOALS AND SHOTS BY PERIODS | 1st | 2nd | 3rd | OT | TOTAL |
|----------------------------|--------|--------|--------|-------|--------|
| FLAMES | 2 - 21 | 5 - 24 | 2 - 25 | 0 - 0 | 9 - 70 |
| Lightning | 1 - 26 | 3 - 22 | 4 - 17 | 0 - 0 | 8 - 65 |

| FLAMES | GP | G | A | P | +/- | PIM | PP | SH | EN |
|-------------------|----|---|---|---|-----|-----|----|----|----|
| Micheal Ferland | 2 | 2 | 1 | 3 | 0 | 2 | 1 | 0 | 0 |
| Johnny Gaudreau | 2 | 1 | 2 | 3 | 0 | 0 | 0 | 0 | 0 |
| T.J. Brodie | 2 | 0 | 3 | 3 | 0 | 0 | 0 | 0 | 0 |
| Dougie Hamilton | 2 | 0 | 3 | 3 | 3 | 0 | 0 | 0 | 0 |
| Mikael Backlund | 2 | 1 | 1 | 2 | 1 | 2 | 0 | 0 | 0 |
| Mark Jankowski | 2 | 1 | 1 | 2 | -1 | 0 | 0 | 0 | 0 |
| Sean Monahan | 2 | 1 | 1 | 2 | 0 | 0 | 0 | 0 | 0 |
| Matthew Tkachuk | 2 | 1 | 1 | 2 | 1 | 5 | 0 | 0 | 0 |
| Garnet Hathaway | 2 | 0 | 2 | 2 | 1 | 7 | 0 | 0 | 0 |
| Sam Bennett | 2 | 1 | 0 | 1 | -1 | 4 | 1 | 0 | 0 |
| Matt Stajan | 2 | 1 | 0 | 1 | 0 | 0 | 0 | 0 | 0 |
| Troy Brouwer | 2 | 0 | 1 | 1 | -1 | 5 | 0 | 0 | 0 |
| Mark Giordano | 2 | 0 | 0 | 0 | 3 | 2 | 0 | 0 | 0 |
| Travis Hamonic | 2 | 0 | 0 | 0 | 2 | 2 | 0 | 0 | 0 |
| Brett Kulak | 2 | 0 | 0 | 0 | -3 | 0 | 0 | 0 | 0 |
| Curtis Lazar | 2 | 0 | 0 | 0 | 0 | 0 | 0 | 0 | 0 |
| Michael Stone | 2 | 0 | 0 | 0 | -5 | 0 | 0 | 0 | 0 |
| Michael Frolik | 1 | 0 | 0 | 0 | 0 | 0 | 0 | 0 | 0 |
| Andrew Mangiapane | 1 | 0 | 0 | 0 | 0 | 0 | 0 | 0 | 0 |

| LIGHTNING | GP | G | A | P | +/- | PIM | PP | SH | EN |
|-----------------------|----|---|---|---|-----|-----|----|----|----|
| Alex Killorn | 2 | 2 | 3 | 5 | 3 | 5 | 1 | 0 | 0 |
| Cory Conacher | 1 | 2 | 0 | 2 | 1 | 0 | 0 | 0 | 0 |
| Brayden Point | 2 | 1 | 1 | 2 | -2 | 0 | 0 | 0 | 0 |
| Matthew Peca | 1 | 1 | 1 | 2 | 4 | 0 | 0 | 0 | 0 |
| Yanni Gourde | 2 | 0 | 2 | 2 | 2 | 5 | 0 | 0 | 0 |
| Braydon Coburn | 2 | 1 | 0 | 1 | 0 | 0 | 0 | 0 | 0 |
| Steven Stamkos | 2 | 1 | 0 | 1 | -1 | 0 | 0 | 0 | 0 |
| Ryan Callahan | 2 | 0 | 1 | 1 | -1 | 0 | 0 | 0 | 0 |
| Tyler Johnson | 2 | 0 | 1 | 1 | -1 | 2 | 0 | 0 | 0 |
| Chris Kunitz | 2 | 0 | 1 | 1 | 0 | 2 | 0 | 0 | 0 |
| Anton Stralman | 2 | 0 | 1 | 1 | 2 | 2 | 0 | 0 | 0 |
| Andrej Sustr | 2 | 0 | 1 | 1 | -1 | 0 | 0 | 0 | 0 |
| Ondrej Palat | 1 | 0 | 1 | 1 | 0 | 0 | 0 | 0 | 0 |
| Jake Dotchin | 2 | 0 | 0 | 0 | 0 | 5 | 0 | 0 | 0 |
| Victor Hedman | 2 | 0 | 0 | 0 | -1 | 0 | 0 | 0 | 0 |
| Nikita Kucherov | 2 | 0 | 0 | 0 | -1 | 0 | 0 | 0 | 0 |
| Vladislav Namestnikov | 2 | 0 | 0 | 0 | -2 | 0 | 0 | 0 | 0 |
| Mikhail Sergachev | 2 | 0 | 0 | 0 | -1 | 0 | 0 | 0 | 0 |
| J.T. Brown | 1 | 0 | 0 | 0 | -1 | 0 | 0 | 0 | 0 |
| Slater Koekkoek | 1 | 0 | 0 | 0 | 1 | 0 | 0 | 0 | 0 |
| Cedric Paquette | 1 | 0 | 0 | 0 | -1 | 0 | 0 | 0 | 0 |

| GOALTENDERS | GP | MP | SO | GA | SA | SV | GAA | SV % |
|-----------------------|----|-----|----|----|----|----|------|------|
| Mike Smith (1-1-0) | 2 | 106 | 0 | 7 | 61 | 54 | 3.95 | .885 |
| David Rittich (0-0-0) | 1 | 14 | 0 | 1 | 4 | 3 | 4.40 | .750 |

| GOALTENDERS | GP | MP | SO | GA | SA | SV | GAA | SV % |
|----------------------------|----|-----|----|----|----|----|------|------|
| Andrei Vasilevskiy (1-1-0) | 2 | 120 | 0 | 9 | 70 | 61 | 4.50 | .871 |

| | POWER PLAY | | | PENALTY KILLING | | |
|-----------|------------|-----|------|-----------------|-----|------|
| | PPG | ADV | % | PK | ADV | % |
| FLAMES | 2 | 3 | 66.7 | 6 | 7 | 85.7 |
| Lightning | 1 | 7 | 14.3 | 1 | 3 | 33.3 |

FLAMES VS TORONTO MAPLE LEAFS



ALL-TIME: 62-58-12-2-0

SINCE CALGARY: 46-40-9-2-0

LAST WIN: November 30, 2016 Flames 3 vs. Maple Leafs 0

| DATE | TEAMS | ATTENDANCE | WINNING GOAL | GOALTENDERS |
|-----------------|---------------------------|------------|------------------|-------------------|
| Nov. 28, 2017 | Maple Leafs 4 AT FLAMES 1 | 19,289 | Nikita Zaitsev | Smith vs Andersen |
| Dec. 6, 2017 ** | FLAMES 1 AT Maple Leafs 2 | 19,217 | William Nylander | Smith vs Andersen |

** Shootout

| HEAD TO HEAD | GP | W | L | OTL | SOL | PTS | GF | GA | PPG | SHG | PIM |
|--------------|----|---|---|-----|-----|-----|----|----|-----|-----|-----|
| FLAMES | 2 | 0 | 1 | 0 | 1 | 1 | 2 | 5 | 1 | 0 | 10 |
| Maple Leafs | 2 | 2 | 0 | 0 | 0 | 4 | 5 | 2 | 0 | 0 | 10 |

| GOALS AND SHOTS BY PERIODS | 1st | 2nd | 3rd | OT | TOTAL |
|----------------------------|--------|--------|--------|-------|--------|
| FLAMES | 1 - 23 | 0 - 18 | 1 - 22 | 0 - 5 | 2 - 68 |
| Maple Leafs | 1 - 24 | 2 - 20 | 2 - 14 | 0 - 1 | 5 - 59 |

| FLAMES | GP | G | A | P | +/- | PIM | PP | SH | EN |
|------------------|----|---|---|---|-----|-----|----|----|----|
| Troy Brouwer | 2 | 0 | 2 | 2 | 1 | 0 | 0 | 0 | 0 |
| Mark Giordano | 2 | 1 | 0 | 1 | -4 | 2 | 1 | 0 | 0 |
| Michael Stone | 2 | 1 | 0 | 1 | 0 | 0 | 0 | 0 | 0 |
| Sam Bennett | 2 | 0 | 1 | 1 | 0 | 0 | 0 | 0 | 0 |
| Sean Monahan | 2 | 0 | 1 | 1 | -2 | 0 | 0 | 0 | 0 |
| Mikael Backlund | 2 | 0 | 0 | 0 | -2 | 2 | 0 | 0 | 0 |
| T.J. Brodie | 2 | 0 | 0 | 0 | -1 | 0 | 0 | 0 | 0 |
| Micheal Ferland | 2 | 0 | 0 | 0 | -3 | 0 | 0 | 0 | 0 |
| Michael Frolik | 2 | 0 | 0 | 0 | -1 | 0 | 0 | 0 | 0 |
| Johnny Gaudreau | 2 | 0 | 0 | 0 | -3 | 4 | 0 | 0 | 0 |
| Dougie Hamilton | 2 | 0 | 0 | 0 | -3 | 2 | 0 | 0 | 0 |
| Travis Hamonic | 2 | 0 | 0 | 0 | -1 | 0 | 0 | 0 | 0 |
| Mark Jankowski | 2 | 0 | 0 | 0 | -1 | 0 | 0 | 0 | 0 |
| Brett Kulak | 2 | 0 | 0 | 0 | 1 | 0 | 0 | 0 | 0 |
| Curtis Lazar | 2 | 0 | 0 | 0 | 0 | 0 | 0 | 0 | 0 |
| Matt Stajan | 2 | 0 | 0 | 0 | 0 | 0 | 0 | 0 | 0 |
| Matthew Tkachuk | 2 | 0 | 0 | 0 | -2 | 0 | 0 | 0 | 0 |
| Freddie Hamilton | 1 | 0 | 0 | 0 | 0 | 0 | 0 | 0 | 0 |
| Garnet Hathaway | 1 | 0 | 0 | 0 | 0 | 0 | 0 | 0 | 0 |

| MAPLE LEAFS | GP | G | A | P | +/- | PIM | PP | SH | EN |
|--------------------|----|---|---|---|-----|-----|----|----|----|
| Nazem Kadri | 2 | 1 | 0 | 1 | 3 | 0 | 0 | 0 | 0 |
| Leo Komarov | 2 | 1 | 0 | 1 | 2 | 0 | 0 | 0 | 1 |
| Roman Polak | 2 | 1 | 0 | 1 | 2 | 0 | 0 | 0 | 0 |
| Morgan Rielly | 2 | 1 | 0 | 1 | 1 | 2 | 0 | 0 | 0 |
| Nikita Zaitsev | 2 | 1 | 0 | 1 | 2 | 0 | 0 | 0 | 0 |
| Zach Hyman | 2 | 0 | 1 | 1 | 2 | 0 | 0 | 0 | 0 |
| Auston Matthews | 2 | 0 | 1 | 1 | 2 | 0 | 0 | 0 | 0 |
| William Nylander | 2 | 0 | 1 | 1 | 2 | 0 | 0 | 0 | 0 |
| Andreas Borgman | 2 | 0 | 0 | 0 | 0 | 0 | 0 | 0 | 0 |
| Tyler Bozak | 2 | 0 | 0 | 0 | -1 | 0 | 0 | 0 | 0 |
| Connor Brown | 2 | 0 | 0 | 0 | 1 | 0 | 0 | 0 | 0 |
| Jake Gardiner | 2 | 0 | 0 | 0 | 2 | 2 | 0 | 0 | 0 |
| Ron Hainsey | 2 | 0 | 0 | 0 | 1 | 2 | 0 | 0 | 0 |
| Patrick Marleau | 2 | 0 | 0 | 0 | 3 | 2 | 0 | 0 | 0 |
| Mitchell Marner | 2 | 0 | 0 | 0 | -1 | 0 | 0 | 0 | 0 |
| Matt Martin | 2 | 0 | 0 | 0 | 0 | 2 | 0 | 0 | 0 |
| Dominic Moore | 2 | 0 | 0 | 0 | 0 | 0 | 0 | 0 | 0 |
| James van Riemsdyk | 2 | 0 | 0 | 0 | -1 | 0 | 0 | 0 | 0 |

| GOALTENDERS | GP | MP | SO | GA | SA | SV | GAA | SV% |
|--------------------|----|-----|----|----|----|----|------|------|
| Mike Smith (0-1-1) | 2 | 123 | 0 | 4 | 58 | 54 | 1.96 | .931 |

| GOALTENDERS | GP | MP | SO | GA | SA | SV | GAA | SV% |
|---------------------------|----|-----|----|----|----|----|------|------|
| Frederik Andersen (2-0-0) | 2 | 125 | 0 | 2 | 68 | 66 | 0.96 | .971 |

| | POWER PLAY | | | PENALTY KILLING | | |
|-------------|------------|-----|------|-----------------|-----|-------|
| | PPG | ADV | % | PK | ADV | % |
| FLAMES | 1 | 5 | 20.0 | 6 | 6 | 100.0 |
| Maple Leafs | 0 | 6 | 0.0 | 4 | 5 | 80.0 |

FLAMES VS VANCOUVER CANUCKS



ALL-TIME: 134-91-33-11-4

SINCE CALGARY: 116-78-26-11-4

LAST WIN: December 17, 2017 Flames 6 vs. Vancouver 1

| DATE | TEAMS | ATTENDANCE | WINNING GOAL | GOALTENDERS |
|---------------|-----------------------|------------|---------------|-------------------------------|
| Oct. 14, 2017 | FLAMES 5 AT Canucks 2 | 17,074 | Sean Monahan | Smith vs Markstrom |
| Nov. 7, 2017 | Canucks 5 AT FLAMES 3 | 18,160 | Bo Horvat | Smith vs Markstrom |
| Dec. 9, 2017 | Canucks 2 AT FLAMES 4 | 18,552 | Sam Bennett | Smith vs Nilsson |
| Dec. 17, 2017 | FLAMES 6 AT Canucks 1 | 18,236 | Mark Giordano | Rittich vs Markstrom, Nilsson |

| HEAD TO HEAD | GP | W | L | OTL | SOL | PTS | GF | GA | PPG | SHG | PIM |
|--------------|----|---|---|-----|-----|-----|----|----|-----|-----|-----|
| FLAMES | 4 | 3 | 1 | 0 | 0 | 6 | 18 | 10 | 4 | 1 | 44 |
| Canucks | 4 | 1 | 3 | 0 | 0 | 2 | 10 | 18 | 4 | 1 | 44 |

| GOALS AND SHOTS BY PERIODS | 1st | 2nd | 3rd | OT | TOTAL |
|----------------------------|--------|--------|--------|-------|----------|
| FLAMES | 4 - 41 | 8 - 45 | 6 - 46 | 0 - 0 | 18 - 132 |
| Canucks | 3 - 39 | 3 - 24 | 4 - 28 | 0 - 0 | 10 - 91 |

| FLAMES | GP | G | A | P | +/- | PIM | PP | SH | EN |
|------------------|----|---|---|---|-----|-----|----|----|----|
| Matthew Tkachuk | 4 | 3 | 2 | 5 | 1 | 0 | 0 | 0 | 1 |
| Sam Bennett | 4 | 2 | 3 | 5 | 5 | 4 | 0 | 0 | 0 |
| Dougie Hamilton | 4 | 2 | 3 | 5 | 1 | 2 | 1 | 0 | 0 |
| Johnny Gaudreau | 4 | 2 | 2 | 4 | 2 | 2 | 2 | 0 | 0 |
| Mark Jankowski | 3 | 1 | 3 | 4 | 4 | 0 | 0 | 0 | 0 |
| Mark Giordano | 4 | 3 | 0 | 3 | 2 | 2 | 0 | 1 | 0 |
| Troy Brouwer | 4 | 1 | 2 | 3 | 1 | 0 | 0 | 0 | 0 |
| Sean Monahan | 4 | 1 | 2 | 3 | 2 | 0 | 0 | 0 | 0 |
| Travis Hamonic | 3 | 1 | 2 | 3 | 5 | 2 | 0 | 0 | 0 |
| Garnet Hathaway | 2 | 0 | 3 | 3 | 4 | 2 | 0 | 0 | 0 |
| Micheal Ferland | 3 | 2 | 0 | 2 | 0 | 4 | 1 | 0 | 0 |
| Mikael Backlund | 4 | 0 | 2 | 2 | 0 | 2 | 0 | 0 | 0 |
| T.J. Brodie | 4 | 0 | 2 | 2 | 5 | 4 | 0 | 0 | 0 |
| Michael Frolik | 4 | 0 | 2 | 2 | 1 | 4 | 0 | 0 | 0 |
| Jaromir Jagr | 3 | 0 | 1 | 1 | 2 | 2 | 0 | 0 | 0 |
| Curtis Lazar | 3 | 0 | 1 | 1 | -1 | 0 | 0 | 0 | 0 |
| Matt Stajan | 2 | 0 | 1 | 1 | 1 | 0 | 0 | 0 | 0 |
| Freddie Hamilton | 1 | 0 | 1 | 1 | 1 | 2 | 0 | 0 | 0 |
| Michael Stone | 4 | 0 | 0 | 0 | 3 | 4 | 0 | 0 | 0 |
| Brett Kulak | 3 | 0 | 0 | 0 | 2 | 2 | 0 | 0 | 0 |
| Matt Bartkowski | 2 | 0 | 0 | 0 | -1 | 2 | 0 | 0 | 0 |
| Kris Versteeg | 2 | 0 | 0 | 0 | -2 | 0 | 0 | 0 | 0 |
| Tanner Glass | 1 | 0 | 0 | 0 | 0 | 0 | 0 | 0 | 0 |

| CANUCKS | GP | G | A | P | +/- | PIM | PP | SH | EN |
|----------------------|----|---|---|---|-----|-----|----|----|----|
| Brock Boeser | 4 | 2 | 1 | 3 | -1 | 0 | 1 | 0 | 0 |
| Michael Del Zotto | 4 | 0 | 3 | 3 | -3 | 0 | 0 | 0 | 0 |
| Daniel Sedin | 4 | 0 | 3 | 3 | -2 | 4 | 0 | 0 | 0 |
| Derek Dorsett | 2 | 2 | 0 | 2 | -1 | 2 | 0 | 1 | 0 |
| Henrik Sedin | 4 | 1 | 1 | 2 | -2 | 6 | 0 | 0 | 0 |
| Thomas Vanek | 4 | 1 | 1 | 2 | -3 | 0 | 0 | 0 | 0 |
| Markus Granlund | 3 | 1 | 1 | 2 | -5 | 0 | 1 | 0 | 0 |
| Jake Virtanen | 3 | 1 | 1 | 2 | -1 | 6 | 0 | 0 | 0 |
| Ben Hutton | 4 | 0 | 2 | 2 | -4 | 2 | 0 | 0 | 0 |
| Sam Gagner | 4 | 1 | 0 | 1 | -5 | 2 | 1 | 0 | 0 |
| Bo Horvat | 2 | 1 | 0 | 1 | 1 | 0 | 1 | 0 | 0 |
| Derrick Pouliot | 4 | 0 | 1 | 1 | -3 | 2 | 0 | 0 | 0 |
| Sven Baertschi | 3 | 0 | 1 | 1 | -1 | 2 | 0 | 0 | 0 |
| Alexander Burmistrov | 3 | 0 | 1 | 1 | -2 | 0 | 0 | 0 | 0 |
| Alex Biega | 2 | 0 | 1 | 1 | 0 | 4 | 0 | 0 | 0 |
| Alexander Edler | 2 | 0 | 1 | 1 | -2 | 2 | 0 | 0 | 0 |
| Brandon Sutter | 2 | 0 | 1 | 1 | -1 | 2 | 0 | 0 | 0 |
| Loui Eriksson | 3 | 0 | 0 | 0 | -1 | 2 | 0 | 0 | 0 |
| Brendan Gaunce | 3 | 0 | 0 | 0 | 0 | 2 | 0 | 0 | 0 |
| Troy Stecher | 3 | 0 | 0 | 0 | -3 | 0 | 0 | 0 | 0 |
| Christopher Tanev | 3 | 0 | 0 | 0 | -1 | 0 | 0 | 0 | 0 |
| Nic Dowd | 2 | 0 | 0 | 0 | -1 | 4 | 0 | 0 | 0 |
| Erik Gudbranson | 2 | 0 | 0 | 0 | 1 | 2 | 0 | 0 | 0 |
| Michael Chaput | 1 | 0 | 0 | 0 | 1 | 0 | 0 | 0 | 0 |
| Nikolay Goldobin | 1 | 0 | 0 | 0 | -2 | 0 | 0 | 0 | 0 |

| GOALTENDERS | GP | MP | SO | GA | SA | SV | GAA | SV% |
|-----------------------|----|-----|----|----|----|----|------|------|
| Mike Smith (2-1-0) | 3 | 177 | 0 | 9 | 74 | 65 | 3.05 | .878 |
| David Rittich (1-0-0) | 1 | 60 | 0 | 1 | 17 | 16 | 1.00 | .941 |

| GOALTENDERS | GP | MP | SO | GA | SA | SV | GAA | SV% |
|-------------------------|----|-----|----|----|----|----|------|------|
| Jacob Markstrom (1-2-0) | 3 | 160 | 0 | 13 | 78 | 65 | 4.88 | .833 |
| Anders Nilsson (0-1-0) | 2 | 80 | 0 | 4 | 53 | 49 | 3.02 | .925 |

| | POWER PLAY | | | PENALTY KILLING | | |
|---------|------------|-----|------|-----------------|-----|------|
| | PPG | ADV | % | PK | ADV | % |
| FLAMES | 4 | 18 | 22.2 | 15 | 19 | 78.9 |
| Canucks | 4 | 19 | 21.1 | 14 | 18 | 77.8 |

FLAMES VS VEGAS GOLDEN KNIGHTS



ALL-TIME: 1-3-0-0

SINCE CALGARY: 1-3-0-0

LAST WIN: April 7, 2018 Flames 7 vs. Golden Knights 1

| DATE | TEAMS | ATTENDANCE | WINNING GOAL | GOALTENDERS |
|---------------|----------------------------|------------|-----------------------|-------------------|
| Jan. 30, 2018 | Golden Knights 4 AT FLAMES | 2 19,289 | Jonathan Marchessault | Smith vs Fleury |
| Feb. 21, 2018 | FLAMES 3 AT Golden Knights | 7 18,014 | Alex Tuch | Rittich vs Fleury |
| Mar. 18, 2018 | FLAMES 0 AT Golden Knights | 4 18,075 | Colin Miller | Smith vs Fleury |
| Apr. 7, 2018 | Golden Knights 1 AT FLAMES | 7 19,289 | Mark Jankowski | Smith vs Fleury |

| HEAD TO HEAD | GP | W | L | OTL | SOL | PTS | GF | GA | PPG | SHG | PIM |
|----------------|----|---|---|-----|-----|-----|----|----|-----|-----|-----|
| FLAMES | 4 | 1 | 3 | 0 | 0 | 2 | 12 | 16 | 2 | 1 | 29 |
| Golden Knights | 4 | 3 | 1 | 0 | 0 | 6 | 16 | 12 | 3 | 0 | 33 |

| GOALS AND SHOTS BY PERIODS | 1st | 2nd | 3rd | OT | TOTAL |
|----------------------------|--------|--------|--------|-------|----------|
| FLAMES | 4 - 44 | 7 - 49 | 1 - 44 | 0 - 0 | 12 - 137 |
| Golden Knights | 3 - 33 | 7 - 48 | 6 - 38 | 0 - 0 | 16 - 119 |

| FLAMES | GP | G | A | P | +/- | PIM | PP | SH | EN |
|------------------|----|---|---|---|-----|-----|----|----|----|
| Mark Jankowski | 4 | 4 | 0 | 4 | 1 | 2 | 1 | 1 | 0 |
| Johnny Gaudreau | 4 | 1 | 2 | 3 | -5 | 0 | 0 | 0 | 0 |
| Dougie Hamilton | 4 | 1 | 2 | 3 | -2 | 2 | 0 | 0 | 0 |
| Troy Brouwer | 4 | 0 | 3 | 3 | 2 | 0 | 0 | 0 | 0 |
| Matthew Tkachuk | 2 | 2 | 0 | 2 | -2 | 4 | 1 | 0 | 0 |
| Mikael Backlund | 4 | 0 | 2 | 2 | 1 | 0 | 0 | 0 | 0 |
| Matt Stajan | 4 | 0 | 2 | 2 | 2 | 2 | 0 | 0 | 0 |
| Nick Shore | 1 | 0 | 2 | 2 | 1 | 0 | 0 | 0 | 0 |
| Sam Bennett | 4 | 1 | 0 | 1 | 0 | 2 | 0 | 0 | 0 |
| Garnet Hathaway | 4 | 1 | 0 | 1 | 1 | 4 | 0 | 0 | 0 |
| T.J. Brodie | 3 | 1 | 0 | 1 | -4 | 0 | 0 | 0 | 0 |
| Spencer Foo | 1 | 1 | 0 | 1 | 1 | 0 | 0 | 0 | 0 |
| Micheal Ferland | 4 | 0 | 1 | 1 | -4 | 0 | 0 | 0 | 0 |
| Michael Frolik | 4 | 0 | 1 | 1 | -1 | 2 | 0 | 0 | 0 |
| Mark Giordano | 4 | 0 | 1 | 1 | -3 | 4 | 0 | 0 | 0 |
| Curtis Lazar | 4 | 0 | 1 | 1 | 0 | 0 | 0 | 0 | 0 |
| Michael Stone | 4 | 0 | 1 | 1 | 4 | 0 | 0 | 0 | 0 |
| Travis Hamonic | 3 | 0 | 1 | 1 | -6 | 7 | 0 | 0 | 0 |
| Matt Bartkowski | 1 | 0 | 1 | 1 | 1 | 0 | 0 | 0 | 0 |
| Brett Kulak | 4 | 0 | 0 | 0 | 2 | 0 | 0 | 0 | 0 |
| Sean Monahan | 3 | 0 | 0 | 0 | -6 | 0 | 0 | 0 | 0 |
| Rasmus Andersson | 1 | 0 | 0 | 0 | 1 | 0 | 0 | 0 | 0 |
| Kris Versteeg | 1 | 0 | 0 | 0 | 0 | 0 | 0 | 0 | 0 |

| GOLDEN KNIGHTS | GP | G | A | P | +/- | PIM | PP | SH | EN |
|--------------------------|----|---|---|---|-----|-----|----|----|----|
| William Karlsson | 4 | 4 | 2 | 6 | 4 | 0 | 1 | 0 | 0 |
| Reilly Smith | 3 | 2 | 2 | 4 | 0 | 2 | 1 | 0 | 0 |
| Jonathan Marchessault | 4 | 1 | 3 | 4 | 3 | 2 | 0 | 0 | 0 |
| David Perron | 3 | 1 | 3 | 4 | 4 | 0 | 0 | 0 | 1 |
| Nate Schmidt | 3 | 0 | 3 | 3 | 5 | 0 | 0 | 0 | 0 |
| Cody Eakin | 4 | 2 | 0 | 2 | 2 | 0 | 0 | 0 | 0 |
| Erik Haula | 4 | 1 | 1 | 2 | -2 | 2 | 0 | 0 | 0 |
| Colin Miller | 4 | 1 | 1 | 2 | 0 | 4 | 1 | 0 | 0 |
| Alex Tuch | 4 | 1 | 1 | 2 | 0 | 9 | 0 | 0 | 0 |
| Ryan Carpenter | 3 | 1 | 1 | 2 | 3 | 0 | 0 | 0 | 0 |
| Luca Sbisa | 1 | 1 | 1 | 2 | 1 | 0 | 0 | 0 | 0 |
| Tomas Nosek | 2 | 1 | 0 | 1 | 0 | 0 | 0 | 0 | 0 |
| James Neal | 3 | 0 | 1 | 1 | -2 | 0 | 0 | 0 | 0 |
| Shea Theodore | 3 | 0 | 1 | 1 | 0 | 2 | 0 | 0 | 0 |
| Pierre-Edouard Bellemare | 2 | 0 | 1 | 1 | 1 | 0 | 0 | 0 | 0 |
| Deryk Engelland | 4 | 0 | 0 | 0 | 0 | 2 | 0 | 0 | 0 |
| Oscar Lindberg | 3 | 0 | 0 | 0 | -2 | 2 | 0 | 0 | 0 |
| Brayden McNabb | 3 | 0 | 0 | 0 | 3 | 0 | 0 | 0 | 0 |
| Jon Merrill | 3 | 0 | 0 | 0 | 0 | 2 | 0 | 0 | 0 |
| William Carrier | 2 | 0 | 0 | 0 | 0 | 0 | 0 | 0 | 0 |
| Brad Hunt | 2 | 0 | 0 | 0 | -3 | 0 | 0 | 0 | 0 |
| Ryan Reaves | 2 | 0 | 0 | 0 | 1 | 4 | 0 | 0 | 0 |
| Tomas Tatar | 2 | 0 | 0 | 0 | -4 | 0 | 0 | 0 | 0 |
| Jason Garrison | 1 | 0 | 0 | 0 | 0 | 0 | 0 | 0 | 0 |
| Tomas Hyka | 1 | 0 | 0 | 0 | 2 | 0 | 0 | 0 | 0 |
| Brendan Leipsic | 1 | 0 | 0 | 0 | -1 | 0 | 0 | 0 | 0 |
| Stefan Matteau | 1 | 0 | 0 | 0 | -1 | 0 | 0 | 0 | 0 |

| GOALTENDERS | GP | MP | SO | GA | SA | SV | GAA | SV % |
|-----------------------|----|-----|----|----|----|----|------|------|
| Jon Gillies (1-0-0) | 1 | 60 | 0 | 1 | 27 | 26 | 1.01 | .963 |
| Mike Smith (0-2-0) | 2 | 120 | 0 | 7 | 65 | 58 | 3.50 | .892 |
| David Rittich (0-1-0) | 1 | 60 | 0 | 7 | 26 | 19 | 7.02 | .731 |

| GOALTENDERS | GP | MP | SO | GA | SA | SV | GAA | SV % |
|---------------------------|----|-----|----|----|-----|-----|------|------|
| Marc-Andre Fleury (3-1-0) | 4 | 220 | 1 | 11 | 124 | 113 | 3.00 | .911 |
| Malcolm Subban (0-0-0) | 1 | 20 | 0 | 1 | 13 | 12 | 3.00 | .923 |

| | POWER PLAY | | | PENALTY KILLING | | |
|----------------|------------|-----|------|-----------------|-----|------|
| | PPG | ADV | % | PK | ADV | % |
| FLAMES | 2 | 11 | 18.2 | 6 | 9 | 66.7 |
| Golden Knights | 3 | 9 | 33.3 | 9 | 11 | 81.8 |

FLAMES VS WASHINGTON CAPITALS



ALL-TIME: 44-36-13-0-1

SINCE CALGARY: 29-32-9-0-1

LAST WIN: November 20, 2017 Flames 4 vs. Capitals 1

| DATE | TEAMS | ATTENDANCE | WINNING GOAL | GOALTENDERS |
|---------------|------------------------|------------|--------------|-------------------|
| Oct. 29, 2017 | Capitals 1 AT FLAMES 2 | 18,327 | Sean Monahan | Smith vs Grubauer |
| Nov. 20, 2017 | FLAMES 4 AT Capitals 1 | 18,506 | Sean Monahan | Smith vs Holtby |

| HEAD TO HEAD | GP | W | L | OTL | SOL | PTS | GF | GA | PPG | SHG | PIM |
|--------------|----|---|---|-----|-----|-----|----|----|-----|-----|-----|
| FLAMES | 2 | 2 | 0 | 0 | 0 | 4 | 6 | 2 | 2 | 0 | 10 |
| Capitals | 2 | 0 | 2 | 0 | 0 | 0 | 2 | 6 | 0 | 0 | 14 |

| GOALS AND SHOTS BY PERIODS | 1st | 2nd | 3rd | OT | TOTAL |
|----------------------------|--------|--------|--------|-------|--------|
| FLAMES | 1 - 25 | 2 - 28 | 3 - 24 | 0 - 0 | 6 - 77 |
| Capitals | 1 - 24 | 0 - 16 | 1 - 21 | 0 - 0 | 2 - 61 |

| FLAMES | GP | G | A | P | +/- | PIM | PP | SH | EN |
|------------------|----|---|---|---|-----|-----|----|----|----|
| Johnny Gaudreau | 2 | 1 | 3 | 4 | 2 | 0 | 0 | 0 | 0 |
| Sean Monahan | 2 | 2 | 1 | 3 | 2 | 0 | 1 | 0 | 0 |
| Mikael Backlund | 2 | 1 | 1 | 2 | 0 | 0 | 1 | 0 | 0 |
| Mark Giordano | 2 | 1 | 1 | 2 | 3 | 2 | 0 | 0 | 0 |
| Dougie Hamilton | 2 | 0 | 2 | 2 | 3 | 0 | 0 | 0 | 0 |
| Matthew Tkachuk | 2 | 0 | 2 | 2 | 0 | 0 | 0 | 0 | 0 |
| Micheal Ferland | 2 | 1 | 0 | 1 | 2 | 2 | 0 | 0 | 0 |
| Brett Kulak | 2 | 0 | 1 | 1 | 1 | 0 | 0 | 0 | 0 |
| Jaromir Jagr | 1 | 0 | 1 | 1 | 1 | 0 | 0 | 0 | 0 |
| Sam Bennett | 2 | 0 | 0 | 0 | 0 | 0 | 0 | 0 | 0 |
| T.J. Brodie | 2 | 0 | 0 | 0 | -2 | 0 | 0 | 0 | 0 |
| Troy Brouwer | 2 | 0 | 0 | 0 | 0 | 2 | 0 | 0 | 0 |
| Michael Frolik | 2 | 0 | 0 | 0 | -2 | 0 | 0 | 0 | 0 |
| Travis Hamonic | 2 | 0 | 0 | 0 | -1 | 0 | 0 | 0 | 0 |
| Mark Jankowski | 2 | 0 | 0 | 0 | 0 | 0 | 0 | 0 | 0 |
| Michael Stone | 2 | 0 | 0 | 0 | 0 | 0 | 0 | 0 | 0 |
| Kris Versteeg | 2 | 0 | 0 | 0 | 0 | 4 | 0 | 0 | 0 |
| Freddie Hamilton | 1 | 0 | 0 | 0 | 0 | 0 | 0 | 0 | 0 |
| Curtis Lazar | 1 | 0 | 0 | 0 | 1 | 0 | 0 | 0 | 0 |
| Matt Stajan | 1 | 0 | 0 | 0 | 0 | 0 | 0 | 0 | 0 |

| CAPITALS | GP | G | A | P | +/- | PIM | PP | SH | EN |
|---------------------|----|---|---|---|-----|-----|----|----|----|
| Jakub Vrana | 2 | 1 | 1 | 2 | 2 | 0 | 0 | 0 | 0 |
| Lars Eller | 2 | 1 | 0 | 1 | 0 | 4 | 0 | 0 | 0 |
| T.J. Oshie | 2 | 0 | 1 | 1 | 0 | 0 | 0 | 0 | 0 |
| Tom Wilson | 2 | 0 | 1 | 1 | 0 | 0 | 0 | 0 | 0 |
| Nicklas Backstrom | 2 | 0 | 0 | 0 | 1 | 2 | 0 | 0 | 0 |
| Jay Beagle | 2 | 0 | 0 | 0 | -1 | 0 | 0 | 0 | 0 |
| Madison Bowey | 2 | 0 | 0 | 0 | 0 | 2 | 0 | 0 | 0 |
| John Carlson | 2 | 0 | 0 | 0 | -1 | 0 | 0 | 0 | 0 |
| Alex Chiasson | 2 | 0 | 0 | 0 | -2 | 2 | 0 | 0 | 0 |
| Evgeny Kuznetsov | 2 | 0 | 0 | 0 | -2 | 2 | 0 | 0 | 0 |
| Dmitry Orlov | 2 | 0 | 0 | 0 | -2 | 0 | 0 | 0 | 0 |
| Brooks Orpik | 2 | 0 | 0 | 0 | 0 | 0 | 0 | 0 | 0 |
| Alex Ovechkin | 2 | 0 | 0 | 0 | -2 | 0 | 0 | 0 | 0 |
| Devante Smith-Pelly | 2 | 0 | 0 | 0 | -2 | 0 | 0 | 0 | 0 |
| Chandler Stephenson | 2 | 0 | 0 | 0 | 0 | 0 | 0 | 0 | 0 |
| Taylor Chorney | 1 | 0 | 0 | 0 | 0 | 0 | 0 | 0 | 0 |
| Brett Connolly | 1 | 0 | 0 | 0 | 0 | 2 | 0 | 0 | 0 |
| Christian Djoos | 1 | 0 | 0 | 0 | 0 | 0 | 0 | 0 | 0 |
| Aaron Ness | 1 | 0 | 0 | 0 | 0 | 0 | 0 | 0 | 0 |
| Matt Niskanen | 1 | 0 | 0 | 0 | -1 | 0 | 0 | 0 | 0 |
| Anthony Peluso | 1 | 0 | 0 | 0 | 0 | 0 | 0 | 0 | 0 |

| GOALTENDERS | GP | MP | SO | GA | SA | SV | GAA | SV % |
|--------------------|----|-----|----|----|----|----|------|------|
| Mike Smith (2-0-0) | 2 | 120 | 0 | 2 | 61 | 59 | 1.00 | .967 |

| GOALTENDERS | GP | MP | SO | GA | SA | SV | GAA | SV % |
|--------------------------|----|----|----|----|----|----|------|------|
| Philipp Grubauer (0-1-0) | 1 | 59 | 0 | 2 | 38 | 36 | 2.03 | .947 |
| Braden Holtby (0-1-0) | 1 | 58 | 0 | 4 | 39 | 35 | 4.14 | .897 |

| | POWER PLAY | | | PENALTY KILLING | | |
|----------|------------|-----|------|-----------------|-----|-------|
| | PPG | ADV | % | PK | ADV | % |
| FLAMES | 2 | 7 | 28.6 | 5 | 5 | 100.0 |
| Capitals | 0 | 5 | 0.0 | 5 | 7 | 71.4 |

FLAMES VS WINNIPEG JETS



ALL-TIME: 15-11-1-1-0

SINCE CALGARY: 15-11-1-1-0

LAST WIN: October 7, 2017 Flames 6 vs. Jets 3

| DATE | TEAMS | | ATTENDANCE | WINNING GOAL | GOALTENDERS | |
|------------------|--------|-------------|------------|--------------|-----------------|-----------------------|
| Oct. 7, 2017 | Jets | 3 AT FLAMES | 6 | 19,289 | Johnny Gaudreau | Smith vs Mason |
| Jan. 20, 2018 ** | Jets | 2 AT FLAMES | 1 | 19,289 | Bryan Little | Smith vs Hellebuyck |
| Apr. 5, 2018 | FLAMES | 1 AT Jets | 2 | 15,321 | Paul Stastny | Gillies vs Hellebuyck |

** Shootout

| HEAD TO HEAD | GP | W | L | OTL | SOL | PTS | GF | GA | PPG | SHG | PIM |
|--------------|----|---|---|-----|-----|-----|----|----|-----|-----|-----|
| FLAMES | 3 | 1 | 1 | 0 | 1 | 3 | 8 | 6 | 2 | 0 | 20 |
| Jets | 3 | 2 | 1 | 0 | 0 | 4 | 6 | 8 | 1 | 1 | 24 |

| GOALS AND SHOTS BY PERIODS | 1st | 2nd | 3rd | OT | TOTAL |
|----------------------------|--------|--------|--------|-------|---------|
| FLAMES | 2 - 39 | 5 - 34 | 1 - 32 | 0 - 3 | 8 - 108 |
| Jets | 4 - 34 | 2 - 30 | 0 - 23 | 0 - 2 | 6 - 89 |

| FLAMES | GP | G | A | P | +/- | PIM | PP | SH | EN |
|-------------------|----|---|---|---|-----|-----|----|----|----|
| T.J. Brodie | 2 | 3 | 2 | 5 | 1 | 0 | 1 | 0 | 0 |
| Johnny Gaudreau | 3 | 1 | 3 | 4 | 1 | 0 | 0 | 0 | 0 |
| Mikael Backlund | 3 | 1 | 1 | 2 | 2 | 0 | 0 | 0 | 0 |
| Kris Versteeg | 1 | 1 | 1 | 2 | 0 | 0 | 0 | 0 | 0 |
| Michael Stone | 3 | 0 | 2 | 2 | 1 | 0 | 0 | 0 | 0 |
| Micheal Ferland | 3 | 1 | 0 | 1 | 0 | 0 | 1 | 0 | 0 |
| Spencer Foo | 1 | 1 | 0 | 1 | 0 | 0 | 0 | 0 | 0 |
| Troy Brouwer | 3 | 0 | 1 | 1 | -1 | 0 | 0 | 0 | 0 |
| Mark Giordano | 3 | 0 | 1 | 1 | 0 | 4 | 0 | 0 | 0 |
| Dougie Hamilton | 3 | 0 | 1 | 1 | 0 | 2 | 0 | 0 | 0 |
| Curtis Lazar | 3 | 0 | 1 | 1 | 1 | 0 | 0 | 0 | 0 |
| Sean Monahan | 2 | 0 | 1 | 1 | 0 | 2 | 0 | 0 | 0 |
| Matthew Tkachuk | 2 | 0 | 1 | 1 | 1 | 0 | 0 | 0 | 0 |
| Sam Bennett | 3 | 0 | 0 | 0 | 1 | 2 | 0 | 0 | 0 |
| Matt Bartkowski | 2 | 0 | 0 | 0 | 0 | 0 | 0 | 0 | 0 |
| Michael Frolik | 2 | 0 | 0 | 0 | 0 | 0 | 0 | 0 | 0 |
| Tanner Glass | 2 | 0 | 0 | 0 | 0 | 2 | 0 | 0 | 0 |
| Travis Hamonic | 2 | 0 | 0 | 0 | 1 | 2 | 0 | 0 | 0 |
| Garnet Hathaway | 2 | 0 | 0 | 0 | 0 | 0 | 0 | 0 | 0 |
| Mark Jankowski | 2 | 0 | 0 | 0 | -1 | 4 | 0 | 0 | 0 |
| Brett Kulak | 2 | 0 | 0 | 0 | 0 | 2 | 0 | 0 | 0 |
| Matt Stajan | 2 | 0 | 0 | 0 | -1 | 0 | 0 | 0 | 0 |
| Rasmus Andersson | 1 | 0 | 0 | 0 | 0 | 0 | 0 | 0 | 0 |
| Andrew Mangiapane | 1 | 0 | 0 | 0 | -1 | 0 | 0 | 0 | 0 |
| Nick Shore | 1 | 0 | 0 | 0 | 0 | 0 | 0 | 0 | 0 |

| JETS | GP | G | A | P | +/- | PIM | PP | SH | EN |
|-------------------|----|---|---|---|-----|-----|----|----|----|
| Mathieu Perreault | 3 | 1 | 2 | 3 | 1 | 2 | 0 | 0 | 0 |
| Blake Wheeler | 3 | 1 | 1 | 2 | 0 | 2 | 0 | 0 | 0 |
| Nikolaj Ehlers | 3 | 0 | 2 | 2 | 0 | 2 | 0 | 0 | 0 |
| Patrik Laine | 3 | 1 | 0 | 1 | 1 | 0 | 0 | 0 | 0 |
| Mark Scheifele | 2 | 1 | 0 | 1 | 0 | 0 | 1 | 0 | 0 |
| Brandon Tanev | 2 | 1 | 0 | 1 | 0 | 2 | 0 | 1 | 0 |
| Paul Stastny | 1 | 1 | 0 | 1 | 1 | 0 | 0 | 0 | 0 |
| Dustin Byfuglien | 3 | 0 | 1 | 1 | 0 | 0 | 0 | 0 | 0 |
| Bryan Little | 3 | 0 | 1 | 1 | 0 | 0 | 0 | 0 | 0 |
| Josh Morrissey | 3 | 0 | 1 | 1 | -1 | 4 | 0 | 0 | 0 |
| Kyle Connor | 2 | 0 | 1 | 1 | 1 | 0 | 0 | 0 | 0 |
| Ben Chiarot | 1 | 0 | 1 | 1 | 1 | 0 | 0 | 0 | 0 |
| Joel Armia | 3 | 0 | 0 | 0 | -3 | 0 | 0 | 0 | 0 |
| Andrew Copp | 3 | 0 | 0 | 0 | -2 | 0 | 0 | 0 | 0 |
| Tyler Myers | 3 | 0 | 0 | 0 | 1 | 2 | 0 | 0 | 0 |
| Jacob Trouba | 3 | 0 | 0 | 0 | -2 | 2 | 0 | 0 | 0 |
| Toby Enstrom | 2 | 0 | 0 | 0 | -1 | 2 | 0 | 0 | 0 |
| Dmitry Kulikov | 2 | 0 | 0 | 0 | -1 | 2 | 0 | 0 | 0 |
| Adam Lowry | 2 | 0 | 0 | 0 | -1 | 2 | 0 | 0 | 0 |
| Jack Roslovic | 2 | 0 | 0 | 0 | 0 | 0 | 0 | 0 | 0 |
| Marko Dano | 1 | 0 | 0 | 0 | 0 | 0 | 0 | 0 | 0 |
| Matt Hendricks | 1 | 0 | 0 | 0 | 0 | 0 | 0 | 0 | 0 |
| Shawn Matthias | 1 | 0 | 0 | 0 | -1 | 2 | 0 | 0 | 0 |
| Joe Morrow | 1 | 0 | 0 | 0 | 1 | 0 | 0 | 0 | 0 |
| Nic Petan | 1 | 0 | 0 | 0 | 0 | 0 | 0 | 0 | 0 |

| GOALTENDERS | GP | MP | SO | GA | SA | SV | GAA | SV % |
|---------------------|----|-----|----|----|----|----|------|------|
| Mike Smith (1-0-1) | 2 | 125 | 0 | 4 | 63 | 59 | 1.92 | .937 |
| Jon Gillies (0-1-0) | 1 | 59 | 0 | 2 | 26 | 24 | 2.03 | .923 |

| GOALTENDERS | GP | MP | SO | GA | SA | SV | GAA | SV % |
|---------------------------|----|-----|----|----|----|----|------|------|
| Connor Hellebuyck (2-0-0) | 2 | 125 | 0 | 2 | 63 | 61 | 0.96 | .968 |
| Steve Mason (0-1-0) | 1 | 60 | 0 | 6 | 45 | 39 | 6.00 | .867 |

| | POWER PLAY | | | PENALTY KILLING | | |
|--------|------------|-----|------|-----------------|-----|------|
| | PPG | ADV | % | PK | ADV | % |
| FLAMES | 2 | 12 | 16.7 | 8 | 9 | 88.9 |
| Jets | 1 | 9 | 11.1 | 10 | 12 | 83.3 |

ALL-TIME
TEAM
RECORDS



ALL-TIME TEAM RECORDS OVERALL

| SEASON | GP | W | L | T | OTL | PTS | GF** | GA** | % |
|---------------|-------------|-------------|-------------|------------|------------|-------------|--------------|--------------|-------------|
| 2017-18 | 82 | 37 | 35 | - | 10 | 84 | 218 | 248 | .512 |
| 2016-17 | 82 | 45 | 33 | - | 4 | 94 | 226 | 221 | .573 |
| 2015-16 | 82 | 35 | 40 | - | 7 | 77 | 231 | 260 | .470 |
| 2014-15 | 82 | 45 | 30 | - | 7 | 97 | 241 | 216 | .592 |
| 2013-14 | 82 | 35 | 40 | - | 7 | 77 | 209 | 241 | .470 |
| 2012-13 | 48 | 19 | 25 | - | 4 | 42 | 128 | 160 | .438 |
| 2011-12 | 82 | 37 | 29 | - | 16 | 90 | 202 | 226 | .549 |
| 2010-11 | 82 | 41 | 29 | - | 12 | 94 | 250 | 237 | .573 |
| 2009-10 | 82 | 40 | 32 | - | 10 | 90 | 204 | 210 | .549 |
| 2008-09 | 82 | 46 | 30 | - | 6 | 98 | 254 | 248 | .598 |
| 2007-08 | 82 | 42 | 30 | - | 10 | 94 | 229 | 227 | .573 |
| 2006-07 | 82 | 43 | 29 | - | 10 | 96 | 258 | 226 | .585 |
| 2005-06 | 82 | 46 | 25 | - | 11 | 103 | 218 | 200 | .628 |
| 2003-04 | 82 | 42 | 30 | 7 | 3* | 94 | 200 | 176* | .573 |
| 2002-03 | 82 | 29 | 36 | 13 | 4 | 75 | 186 | 228 | .457 |
| 2001-02 | 82 | 32 | 35 | 12 | 3* | 79 | 201 | 220 | .482 |
| 2000-01 | 82 | 27 | 36 | 15 | 4 | 73 | 197 | 236 | .445 |
| 1999-00 | 82 | 31 | 36 | 10 | 5 | 77 | 211 | 256 | .470 |
| 1998-99 | 82 | 30 | 40 | 12 | - | 72 | 211 | 234 | .439 |
| 1997-98 | 82 | 26 | 41 | 15 | - | 67 | 217 | 252 | .409 |
| 1996-97 | 82 | 32 | 41 | 9 | - | 73 | 214 | 239 | .445 |
| 1995-96 | 82 | 34 | 37 | 11 | - | 79 | 241 | 240 | .482 |
| 1994-95 | 48 | 24 | 17 | 7 | - | 55 | 163 | 135 | .573 |
| 1993-94 | 84 | 42 | 29 | 13 | - | 97 | 302 | 256 | .577 |
| 1992-93 | 84 | 43 | 30 | 11 | - | 97 | 322 | 282 | .577 |
| 1991-92 | 80 | 31 | 37 | 12 | - | 74 | 296 | 305 | .463 |
| 1990-91 | 80 | 46 | 26 | 8 | - | 100 | 344 | 263 | .625 |
| 1989-90 | 80 | 42 | 23 | 15 | - | 99 | 348 | 265 | .619 |
| 1988-89 | 80 | 54* | 17* | 9 | - | 117* | 354 | 226 | .731* |
| 1987-88 | 80 | 48 | 23 | 9 | - | 105 | 397* | 305 | .656 |
| 1986-87 | 80 | 46 | 31 | 3 | - | 95 | 318 | 289 | .594 |
| 1985-86 | 80 | 40 | 31 | 9 | - | 89 | 354 | 315 | .556 |
| 1984-85 | 80 | 41 | 27 | 12 | - | 94 | 363 | 302 | .588 |
| 1983-84 | 80 | 34 | 32 | 14 | - | 82 | 311 | 314 | .513 |
| 1982-83 | 80 | 32 | 34 | 14 | - | 78 | 321 | 317 | .488 |
| 1981-82 | 80 | 29 | 34 | 17 | - | 75 | 334 | 345 | .469 |
| 1980-81 | 80 | 39 | 27 | 14 | - | 92 | 329 | 298 | .575 |
| 1979-80 | 80 | 35 | 32 | 13 | - | 83 | 282 | 269 | .519 |
| 1978-79 | 80 | 41 | 31 | 8 | - | 90 | 327 | 280 | .563 |
| 1977-78 | 80 | 34 | 27 | 19* | - | 87 | 274 | 252 | .544 |
| 1976-77 | 80 | 34 | 34 | 12 | - | 80 | 264 | 265 | .500 |
| 1975-76 | 80 | 35 | 33 | 12 | - | 82 | 262 | 237 | .513 |
| 1974-75 | 80 | 34 | 31 | 15 | - | 83 | 243 | 233 | .519 |
| 1973-74 | 78 | 30 | 34 | 14 | - | 74 | 214 | 238 | .474 |
| 1972-73 | 78 | 25 | 38 | 15 | - | 65 | 191 | 239 | .417 |
| TOTALS | 3582 | 1653 | 1417 | 379 | 133 | 3818 | 11659 | 11231 | .533 |

*Team Full Season Record **Includes Shootout GWG

ALL-TIME TEAM RECORDS HOME

| SEASON | GP | W | L | T | OTL | PTS | GF** | GA** | % |
|---------------|-------------|------------|------------|------------|-----------|-------------|-------------|-------------|-------------|
| 2017-18 | 41 | 17 | 20 | - | 4 | 38 | 109 | 130 | .476 |
| 2016-17 | 41 | 24 | 17 | - | 0 | 48 | 131 | 112 | .585 |
| 2015-16 | 41 | 21 | 16 | - | 4 | 46 | 129 | 125 | .561 |
| 2014-15 | 41 | 23 | 13 | - | 5 | 51 | 125 | 109 | .622 |
| 2013-14 | 41 | 19 | 19 | - | 3 | 41 | 112 | 120 | .500 |
| 2012-13 | 24 | 13 | 9 | - | 2 | 28 | 78 | 80 | .583 |
| 2011-12 | 41 | 23 | 12 | - | 6 | 52 | 109 | 106 | .634 |
| 2010-11 | 41 | 23 | 13 | - | 5 | 51 | 135 | 117 | .622 |
| 2009-10 | 41 | 20 | 17 | - | 4 | 44 | 95 | 98 | .537 |
| 2008-09 | 41 | 27 | 10 | - | 4 | 58 | 147 | 110 | .732 |
| 2007-08 | 41 | 21 | 11 | - | 9 | 51 | 112 | 101 | .622 |
| 2006-07 | 41 | 30 | 9 | - | 2 | 62 | 144 | 92 | .756 |
| 2005-06 | 41 | 30 | 7 | - | 4 | 64 | 108 | 73* | .780 |
| 2003-04 | 41 | 21 | 14 | 5 | 1* | 48 | 93 | 85 | .585 |
| 2002-03 | 41 | 14 | 16 | 10* | 1* | 39 | 95 | 111 | .476 |
| 2001-02 | 41 | 20 | 14 | 5 | 2 | 47 | 103 | 100 | .573 |
| 2000-01 | 41 | 12 | 18 | 9 | 2 | 35 | 95 | 110 | .427 |
| 1999-00 | 41 | 20 | 14 | 6 | 1* | 47 | 119 | 124 | .573 |
| 1998-99 | 41 | 15 | 20 | 6 | - | 36 | 103 | 110 | .439 |
| 1997-98 | 41 | 18 | 17 | 6 | - | 42 | 118 | 118 | .512 |
| 1996-97 | 41 | 21 | 18 | 2 | - | 44 | 121 | 121 | .537 |
| 1995-96 | 41 | 18 | 18 | 5 | - | 41 | 114 | 103 | .500 |
| 1994-95 | 24 | 15 | 7 | 2 | - | 32 | 90 | 68 | .667 |
| 1993-94 | 42 | 25 | 12 | 5 | - | 55 | 156 | 116 | .655 |
| 1992-93 | 42 | 23 | 14 | 5 | - | 51 | 175 | 139 | .607 |
| 1991-92 | 40 | 19 | 14 | 7 | - | 45 | 174 | 140 | .563 |
| 1990-91 | 40 | 29 | 8 | 3 | - | 61 | 194 | 115 | .763 |
| 1989-90 | 40 | 28 | 7 | 5 | - | 61 | 207 | 131 | .763 |
| 1988-89 | 40 | 32* | 4* | 4 | - | 68* | 200 | 103 | .850* |
| 1987-88 | 40 | 26 | 11 | 3 | - | 55 | 217* | 144 | .688 |
| 1986-87 | 40 | 25 | 13 | 2 | - | 52 | 162 | 128 | .650 |
| 1985-86 | 40 | 23 | 11 | 6 | - | 52 | 195 | 154 | .650 |
| 1984-85 | 40 | 23 | 11 | 6 | - | 52 | 199 | 134 | .650 |
| 1983-84 | 40 | 22 | 11 | 7 | - | 51 | 186 | 146 | .638 |
| 1982-83 | 40 | 21 | 12 | 7 | - | 49 | 176 | 137 | .613 |
| 1981-82 | 40 | 20 | 11 | 9 | - | 49 | 192 | 141 | .613 |
| 1980-81 | 40 | 25 | 5 | 10* | - | 60 | 198 | 127 | .750 |
| 1979-80 | 40 | 18 | 15 | 7 | - | 43 | 147 | 132 | .538 |
| 1978-79 | 40 | 25 | 11 | 4 | - | 54 | 179 | 126 | .675 |
| 1977-78 | 40 | 20 | 13 | 7 | - | 47 | 152 | 132 | .588 |
| 1976-77 | 40 | 22 | 11 | 7 | - | 51 | 151 | 111 | .638 |
| 1975-76 | 40 | 19 | 14 | 7 | - | 45 | 138 | 98 | .563 |
| 1974-75 | 40 | 24 | 9 | 7 | - | 55 | 150 | 96 | .688 |
| 1973-74 | 39 | 17 | 15 | 7 | - | 41 | 121 | 115 | .526 |
| 1972-73 | 39 | 16 | 16 | 7 | - | 39 | 106 | 105 | .500 |
| TOTALS | 1791 | 967 | 577 | 188 | 59 | 2181 | 6360 | 5193 | .609 |

*Team Full Season Record **Includes Shootout GWG

ALL-TIME TEAM RECORDS ROAD

| SEASON | GP | W | L | T | OTL | PTS | GF** | GA** | % |
|---------------|-------------|------------|------------|------------|-----------|-------------|-------------|-------------|-------------|
| 2017-18 | 41 | 20 | 15 | - | 6 | 46 | 109 | 118 | .561 |
| 2016-17 | 41 | 21 | 16 | - | 4 | 46 | 95 | 109 | .561 |
| 2015-16 | 41 | 14 | 24 | - | 3 | 31 | 102 | 135 | .378 |
| 2014-15 | 41 | 22 | 17 | - | 2 | 46 | 116 | 107 | .561 |
| 2013-14 | 41 | 16 | 21 | - | 4 | 36 | 97 | 121 | .439 |
| 2012-13 | 24 | 6 | 16 | - | 2 | 14 | 50 | 80 | .292 |
| 2011-12 | 41 | 14 | 17 | - | 10 | 38 | 93 | 120 | .463 |
| 2010-11 | 41 | 18 | 16 | - | 7 | 43 | 115 | 120 | .524 |
| 2009-10 | 41 | 20 | 15 | - | 6 | 46 | 109 | 112 | .561 |
| 2008-09 | 41 | 19 | 20 | - | 2 | 40 | 107 | 138 | .488 |
| 2007-08 | 41 | 21 | 19 | - | 1* | 43 | 117 | 126 | .524 |
| 2006-07 | 41 | 13 | 20 | - | 8 | 34 | 114 | 134 | .415 |
| 2005-06 | 41 | 16 | 18 | - | 7 | 39 | 110 | 127 | .476 |
| 2003-04 | 41 | 21 | 16 | 2 | 2 | 46 | 107 | 91* | .561 |
| 2002-03 | 41 | 15 | 20 | 3 | 3 | 36 | 91 | 117 | .439 |
| 2001-02 | 41 | 12 | 21 | 7 | 1* | 32 | 98 | 120 | .390 |
| 2000-01 | 41 | 15 | 18 | 6 | 2 | 38 | 102 | 126 | .463 |
| 1999-00 | 41 | 11 | 22 | 4 | 4 | 30 | 92 | 132 | .366 |
| 1998-99 | 41 | 15 | 20 | 6 | - | 36 | 108 | 124 | .439 |
| 1997-98 | 41 | 8 | 24 | 9 | - | 25 | 99 | 134 | .305 |
| 1996-97 | 41 | 11 | 23 | 7 | - | 29 | 93 | 118 | .354 |
| 1995-96 | 41 | 16 | 19 | 6 | - | 38 | 127 | 137 | .463 |
| 1994-95 | 24 | 9 | 10 | 5 | - | 23 | 73 | 67 | .479 |
| 1993-94 | 42 | 17 | 17 | 8 | - | 42 | 146 | 140 | .500 |
| 1992-93 | 42 | 20 | 16 | 6 | - | 46 | 147 | 143 | .548 |
| 1991-92 | 40 | 12 | 23 | 5 | - | 29 | 122 | 165 | .363 |
| 1990-91 | 40 | 17 | 18 | 5 | - | 39 | 150 | 148 | .488 |
| 1989-90 | 40 | 14 | 16 | 10 | - | 38 | 141 | 134 | .475 |
| 1988-89 | 40 | 22* | 13 | 5 | - | 49 | 154 | 123 | .613 |
| 1987-88 | 40 | 22* | 12* | 6 | - | 50* | 180* | 161 | .625* |
| 1986-87 | 40 | 21 | 18 | 1 | - | 43 | 156 | 161 | .538 |
| 1985-86 | 40 | 17 | 20 | 3 | - | 37 | 159 | 161 | .463 |
| 1984-85 | 40 | 18 | 16 | 6 | - | 42 | 164 | 168 | .525 |
| 1983-84 | 40 | 12 | 21 | 7 | - | 31 | 125 | 168 | .388 |
| 1982-83 | 40 | 11 | 22 | 7 | - | 29 | 145 | 180 | .363 |
| 1981-82 | 40 | 9 | 23 | 8 | - | 26 | 142 | 204 | .325 |
| 1980-81 | 40 | 14 | 22 | 4 | - | 32 | 131 | 171 | .400 |
| 1979-80 | 40 | 17 | 17 | 6 | - | 40 | 135 | 137 | .500 |
| 1978-79 | 40 | 16 | 20 | 4 | - | 36 | 148 | 154 | .450 |
| 1977-78 | 40 | 14 | 14 | 12* | - | 40 | 122 | 120 | .500 |
| 1976-77 | 40 | 12 | 23 | 5 | - | 29 | 113 | 154 | .363 |
| 1975-76 | 40 | 16 | 19 | 5 | - | 37 | 124 | 139 | .463 |
| 1974-75 | 40 | 10 | 22 | 8 | - | 28 | 93 | 137 | .350 |
| 1973-74 | 39 | 13 | 19 | 7 | - | 33 | 93 | 123 | .423 |
| 1972-73 | 39 | 9 | 22 | 8 | - | 26 | 85 | 134 | .333 |
| TOTALS | 1791 | 686 | 840 | 191 | 74 | 1637 | 5299 | 6038 | .457 |

*Team Full Season Record **Includes Shootout GWG

OVERTIME RESULTS

REGULAR SEASON OVERTIME RECORD

| | OVERALL 1983-2018 | | | | | | 2017-18 | | | | | |
|-----------------------|-------------------|-----|----|-----|------|------|---------|----|----|-----|-----|-------|
| | GP | W | L | OTL | T/SO | PTS* | GP | W | L | SOW | SOL | PTS** |
| Anaheim Ducks | 430 | 157 | 14 | 152 | 107 | 573 | 22 | 9 | 13 | 4 | 7 | 46 |
| Arizona Coyotes | 544 | 178 | 40 | 143 | 183 | 682 | 21 | 9 | 12 | 2 | 5 | 39 |
| Boston Bruins | 572 | 189 | 40 | 163 | 180 | 721 | 21 | 9 | 12 | 3 | 3 | 39 |
| Buffalo Sabres | 547 | 183 | 45 | 142 | 177 | 685 | 18 | 6 | 12 | 1 | 2 | 20 |
| Calgary Flames | 532 | 171 | 40 | 133 | 188 | 663 | 19 | 9 | 10 | 2 | 5 | 37 |
| Carolina Hurricanes | 528 | 156 | 47 | 154 | 171 | 637 | 17 | 6 | 11 | 3 | 3 | 32 |
| Chicago Blackhawks | 546 | 180 | 38 | 146 | 182 | 688 | 17 | 7 | 10 | 1 | 2 | 28 |
| Colorado Avalanche | 500 | 183 | 34 | 116 | 167 | 649 | 17 | 8 | 9 | 2 | 1 | 30 |
| Columbus Blue Jackets | 302 | 141 | 0 | 128 | 33 | 443 | 22 | 15 | 7 | 6 | 4 | 53 |
| Dallas Stars | 525 | 175 | 30 | 133 | 187 | 670 | 17 | 9 | 8 | 4 | 3 | 37 |
| Detroit Red Wings | 561 | 199 | 29 | 158 | 175 | 731 | 21 | 8 | 13 | 5 | 1 | 41 |
| Edmonton Oilers | 558 | 189 | 46 | 147 | 176 | 701 | 18 | 12 | 6 | 5 | 1 | 42 |
| Florida Panthers | 469 | 127 | 19 | 181 | 142 | 577 | 14 | 6 | 8 | 3 | 3 | 101 |
| Los Angeles Kings | 537 | 181 | 33 | 143 | 180 | 685 | 19 | 11 | 8 | 2 | 1 | 35 |
| Minnesota Wild | 316 | 128 | 0 | 133 | 55 | 444 | 18 | 7 | 11 | 3 | 3 | 34 |
| Montreal Canadiens | 546 | 178 | 46 | 147 | 175 | 678 | 18 | 5 | 13 | 2 | 6 | 33 |
| Nashville Predators | 351 | 142 | 2 | 147 | 60 | 491 | 22 | 11 | 11 | 6 | 7 | 52 |
| New Jersey Devils | 565 | 207 | 40 | 140 | 178 | 732 | 20 | 11 | 9 | 5 | 4 | 45 |
| New York Islanders | 544 | 196 | 46 | 142 | 160 | 694 | 20 | 10 | 10 | 3 | 3 | 39 |
| New York Rangers | 514 | 188 | 41 | 128 | 157 | 661 | 19 | 10 | 9 | 3 | 5 | 40 |
| Ottawa Senators | 412 | 133 | 18 | 146 | 115 | 527 | 21 | 10 | 11 | 2 | 7 | 42 |
| Philadelphia Flyers | 558 | 169 | 38 | 160 | 191 | 689 | 25 | 11 | 14 | 2 | 7 | 47 |
| Pittsburgh Penguins | 522 | 214 | 33 | 130 | 145 | 703 | 20 | 14 | 6 | 2 | 2 | 40 |
| San Jose Sharks | 425 | 147 | 15 | 142 | 121 | 557 | 20 | 10 | 10 | 5 | 3 | 43 |
| St. Louis Blues | 544 | 194 | 34 | 139 | 177 | 704 | 17 | 11 | 6 | 3 | 0 | 34 |
| Tampa Bay Lightning | 421 | 154 | 20 | 137 | 110 | 555 | 17 | 12 | 5 | 6 | 2 | 43 |
| Toronto Maple Leafs | 511 | 180 | 33 | 150 | 148 | 658 | 19 | 12 | 7 | 7 | 2 | 47 |
| Vancouver Canucks | 546 | 193 | 38 | 138 | 177 | 701 | 17 | 6 | 11 | 0 | 5 | 28 |
| Vegas Golden Knights | 19 | 12 | 0 | 7 | 0 | 31 | 19 | 12 | 7 | 4 | 3 | 42 |
| Washington Capitals | 522 | 195 | 31 | 142 | 154 | 686 | 18 | 11 | 7 | 3 | 1 | 36 |
| Winnipeg Jets | 335 | 151 | 0 | 139 | 45 | 486 | 19 | 9 | 10 | 4 | 2 | 38 |

*From 1983-84 to 1998-99, the losing team of a regular-season game requiring overtime was credited with a loss (L).
 *The losing team of a regular-season game requiring overtime was awarded a point starting in the 1999-00 season (OTL/SOL).
 *From 1983-84 to 2003-04, a regular-season game requiring overtime ended in a tie if no goals were scored (T).

FLAMES YEAR-BY-YEAR OVERTIME

| SEASON | HOME | | | ROAD | | | OVERALL | | | SEASON | HOME | | | ROAD | | | OVERALL | | |
|---------|------|-----------|----|-----------|----|-----------|---------|-----------|-------|--------|-----------|----|-----------|------|-----------|----|-----------|--|--|
| | GP | W-L-T-SOL | GP | W-L-T-SOL | GP | W-L-T-SOL | GP | W-L-T-SOL | GP | | W-L-T-SOL | GP | W-L-T-SOL | GP | W-L-T-SOL | GP | W-L-T-SOL | | |
| 2017-18 | 8 | 4-3-0-1 | 11 | 5-2-0-4 | 19 | 9-5-0-5 | 1999-00 | 13 | 6-1-6 | 13 | 5-4-4 | 26 | 11-5-10 | | | | | | |
| 2016-17 | 8 | 8-0-0-0 | 9 | 5-2-0-2 | 17 | 13-2-0-2 | 1998-99 | 9 | 2-1-6 | 7 | 1-0-6 | 16 | 3-1-12 | | | | | | |
| 2015-16 | 11 | 7-3-0-1 | 7 | 4-1-0-2 | 18 | 11-4-0-3 | 1997-98 | 11 | 4-1-6 | 11 | 0-2-9 | 22 | 4-3-15 | | | | | | |
| 2014-15 | 10 | 5-3-0-2 | 10 | 8-1-0-1 | 20 | 13-4-0-3 | 1996-97 | 7 | 2-3-2 | 9 | 1-1-7 | 16 | 3-4-9 | | | | | | |
| 2013-14 | 11 | 8-3-0-0 | 10 | 6-1-0-3 | 21 | 14-4-0-3 | 1995-96 | 9 | 2-2-5 | 7 | 0-1-6 | 16 | 2-3-11 | | | | | | |
| 2012-13 | 3 | 1-0-0-2 | 3 | 1-1-0-1 | 6 | 2-1-0-3 | 1994-95 | 4 | 1-1-2 | 5 | 0-0-5 | 9 | 1-1-7 | | | | | | |
| 2011-12 | 9 | 3-1-0-5 | 12 | 2-6-0-4 | 21 | 5-7-0-9 | 1993-94 | 8 | 2-1-5 | 10 | 1-1-8 | 18 | 3-2-13 | | | | | | |
| 2010-11 | 7 | 2-2-0-3 | 16 | 9-3-0-4 | 23 | 11-5-0-7 | 1992-93 | 11 | 3-3-5 | 8 | 1-1-6 | 19 | 4-4-11 | | | | | | |
| 2009-10 | 3 | 0-1-0-2 | 12 | 5-2-0-5 | 15 | 5-3-0-7 | 1991-92 | 11 | 1-3-7 | 8 | 1-2-5 | 19 | 2-5-12 | | | | | | |
| 2008-09 | 5 | 1-2-0-2 | 7 | 5-2-0-0 | 12 | 6-4-0-2 | 1990-91 | 8 | 3-2-3 | 7 | 0-2-5 | 15 | 3-4-8 | | | | | | |
| 2007-08 | 10 | 1-7-0-2 | 6 | 5-0-0-1 | 16 | 6-7-0-3 | 1989-90 | 10 | 3-2-5 | 11 | 0-1-10 | 21 | 3-3-15 | | | | | | |
| 2006-07 | 5 | 3-1-0-1 | 9 | 1-4-0-4 | 14 | 4-5-0-5 | 1988-89 | 7 | 2-1-4 | 10 | 3-2-5 | 17 | 5-3-9 | | | | | | |
| 2005-06 | 6 | 2-1-0-3 | 9 | 2-3-0-4 | 15 | 4-4-0-7 | 1987-88 | 6 | 1-2-3 | 8 | 1-1-6 | 14 | 2-3-9 | | | | | | |
| 2003-04 | 8 | 2-1-5 | 5 | 1-2-2 | 13 | 3-3-7 | 1986-87 | 2 | 0-0-2 | 2 | 1-0-1 | 4 | 1-0-3 | | | | | | |
| 2002-03 | 16 | 5-1-10 | 7 | 1-3-3 | 23 | 6-4-13 | 1985-86 | 8 | 1-1-6 | 4 | 0-1-3 | 12 | 1-2-9 | | | | | | |
| 2001-02 | 7 | 0-2-5 | 10 | 2-1-7 | 17 | 2-3-12 | 1984-85 | 7 | 1-0-6 | 7 | 0-1-6 | 14 | 1-1-12 | | | | | | |
| 2000-01 | 13 | 2-2-9 | 9 | 1-2-6 | 22 | 3-4-15 | 1983-84 | 9 | 2-0-7 | 9 | 2-0-7 | 18 | 4-0-14 | | | | | | |

*OT-PTS = points earned in overtime (excludes shootout wins) ** Includes shootout wins

OVERTIME RESULTS

CONTINUED

2017-18 NHL IN OVERTIME/SHOOTOUT GAMES

| OPPONENT | OVERALL | | | SO | | HOME | | | SO | | ROAD | | | SO | |
|-----------------------|---------|----|----|----|---|------|----|---|----|---|------|---|---|----|---|
| | GP | W | L | W | L | GP | W | L | W | L | GP | W | L | W | L |
| Anaheim Ducks | 22 | 9 | 13 | 4 | 7 | 8 | 3 | 5 | 1 | 2 | 14 | 6 | 8 | 3 | 5 |
| Arizona Coyotes | 21 | 9 | 12 | 2 | 5 | 10 | 6 | 4 | 2 | 3 | 11 | 3 | 8 | 0 | 2 |
| Boston Bruins | 21 | 9 | 12 | 3 | 3 | 9 | 4 | 5 | 1 | 0 | 12 | 5 | 7 | 2 | 3 |
| Buffalo Sabres | 18 | 6 | 12 | 1 | 2 | 5 | 0 | 5 | 0 | 2 | 13 | 6 | 7 | 1 | 0 |
| Calgary Flames | 19 | 9 | 10 | 2 | 5 | 8 | 4 | 4 | 1 | 1 | 11 | 5 | 6 | 1 | 4 |
| Carolina Hurricanes | 17 | 6 | 11 | 3 | 3 | 10 | 4 | 6 | 2 | 1 | 7 | 2 | 5 | 1 | 2 |
| Chicago Blackhawks | 17 | 7 | 10 | 1 | 2 | 10 | 5 | 5 | 0 | 2 | 7 | 2 | 5 | 1 | 0 |
| Colorado Avalanche | 17 | 8 | 9 | 2 | 1 | 6 | 4 | 2 | 1 | 0 | 11 | 4 | 7 | 1 | 1 |
| Columbus Blue Jackets | 22 | 15 | 7 | 6 | 4 | 12 | 9 | 3 | 5 | 1 | 10 | 6 | 4 | 1 | 3 |
| Dallas Stars | 17 | 9 | 8 | 4 | 3 | 8 | 5 | 3 | 3 | 0 | 9 | 4 | 5 | 1 | 3 |
| Detroit Red Wings | 21 | 8 | 13 | 5 | 1 | 13 | 4 | 9 | 3 | 1 | 8 | 4 | 4 | 2 | 0 |
| Edmonton Oilers | 18 | 12 | 6 | 5 | 1 | 11 | 7 | 4 | 4 | 0 | 7 | 5 | 2 | 1 | 1 |
| Florida Panthers | 14 | 6 | 8 | 3 | 3 | 8 | 5 | 3 | 3 | 2 | 6 | 1 | 5 | 0 | 1 |
| Los Angeles Kings | 19 | 11 | 8 | 2 | 1 | 9 | 6 | 3 | 1 | 0 | 10 | 5 | 5 | 1 | 1 |
| Minnesota Wild | 18 | 7 | 11 | 3 | 3 | 12 | 4 | 8 | 2 | 1 | 6 | 3 | 3 | 1 | 2 |
| Montreal Canadiens | 18 | 5 | 13 | 2 | 6 | 12 | 3 | 9 | 1 | 4 | 6 | 2 | 4 | 1 | 2 |
| Nashville Predators | 22 | 11 | 11 | 6 | 7 | 10 | 6 | 4 | 5 | 3 | 12 | 5 | 7 | 1 | 4 |
| New Jersey Devils | 20 | 11 | 9 | 5 | 4 | 8 | 4 | 4 | 3 | 1 | 12 | 7 | 5 | 2 | 3 |
| New York Islanders | 20 | 10 | 10 | 3 | 3 | 9 | 5 | 4 | 1 | 1 | 11 | 5 | 6 | 2 | 2 |
| New York Rangers | 19 | 10 | 9 | 3 | 5 | 8 | 4 | 4 | 2 | 2 | 11 | 6 | 5 | 1 | 3 |
| Ottawa Senators | 21 | 10 | 11 | 2 | 7 | 12 | 6 | 6 | 0 | 4 | 9 | 4 | 5 | 2 | 3 |
| Philadelphia Flyers | 25 | 11 | 14 | 2 | 7 | 10 | 4 | 6 | 0 | 3 | 15 | 7 | 8 | 2 | 4 |
| Pittsburgh Penguins | 20 | 14 | 6 | 2 | 2 | 13 | 11 | 2 | 2 | 0 | 7 | 3 | 4 | 0 | 2 |
| San Jose Sharks | 20 | 10 | 10 | 5 | 3 | 9 | 6 | 3 | 2 | 1 | 11 | 4 | 7 | 3 | 2 |
| St. Louis Blues | 17 | 11 | 6 | 3 | 0 | 6 | 6 | 0 | 2 | 0 | 11 | 5 | 6 | 1 | 0 |
| Tampa Bay Lightning | 17 | 12 | 5 | 6 | 2 | 11 | 9 | 2 | 5 | 0 | 6 | 3 | 3 | 1 | 2 |
| Toronto Maple Leafs | 19 | 12 | 7 | 7 | 2 | 12 | 10 | 2 | 0 | 2 | 7 | 2 | 5 | 7 | 0 |
| Vancouver Canucks | 17 | 6 | 11 | 0 | 5 | 12 | 5 | 7 | 0 | 2 | 5 | 1 | 4 | 0 | 3 |
| Vegas Golden Knights | 19 | 12 | 7 | 4 | 3 | 8 | 6 | 2 | 1 | 1 | 11 | 6 | 5 | 3 | 2 |
| Washington Capitals | 18 | 11 | 7 | 3 | 1 | 9 | 7 | 2 | 2 | 0 | 9 | 4 | 5 | 1 | 1 |
| Winnipeg Jets | 19 | 9 | 10 | 4 | 2 | 8 | 6 | 2 | 3 | 0 | 11 | 3 | 8 | 1 | 2 |

Shootouts not included in OT stats.

FLAMES ALL-TIME RECORDS

MONTH-BY-MONTH

| SEASON | OCTOBER | | NOVEMBER | | DECEMBER | | JANUARY | | FEBRUARY | | MARCH | | APRIL/MAY | |
|---------------|------------|----------------------|------------|----------------------|------------|----------------------|------------|----------------------|------------|----------------------|------------|----------------------|------------|-------------------|
| | GP | W-L-T-OTL | GP | W-L-T-OTL | GP | W-L-T-OTL | GP | W-L-T-OTL | GP | W-L-T-OTL | GP | W-L-T-OTL | GP | W-L-T-OTL |
| 2017-18 | 12 | 6-6-0-0 | 13 | 8-4-1-0 | 14 | 5-6-0-3 | 11 | 6-1-2-2 | 15 | 7-7-1-0 | 14 | 4-9-1-0 | 3 | 1-2-0-0 |
| 2016-17 | 10 | 4-5-0-1 | 16 | 7-8-1-0 | 13 | 9-4-0-0 | 13 | 5-7-0-1 | 12 | 9-2-1-0 | 14 | 10-4-0-0 | 4 | 1-3-0-0 |
| 2015-16 | 12 | 3-8-0-1 | 12 | 5-6-0-1 | 13 | 9-4-0-0 | 11 | 4-6-0-1 | 14 | 5-8-0-1 | 16 | 6-8-0-2 | 4 | 3-0-0-1 |
| 2014-15 | 12 | 6-4-0-2 | 13 | 9-4-0-0 | 14 | 6-7-0-1 | 11 | 6-5-0-0 | 12 | 6-5-0-1 | 15 | 9-3-0-3 | 5 | 3-2-0-0 |
| 2013-14 | 12 | 5-5-0-2 | 14 | 4-8-0-2 | 14 | 5-7-0-2 | 14 | 6-7-0-1 | 5 | 2-3-0-0 | 16 | 9-7-0-0 | 7 | 4-3-0-0 |
| 2012-13 | - | - | - | - | - | - | 5 | 1-3-0-1 | 14 | 6-5-0-3 | 14 | 6-8-0-0 | 15 | 6-9-0-0 |
| 2011-12 | 9 | 4-4-0-1 | 14 | 6-8-0-0 | 16 | 8-4-0-4 | 12 | 5-6-0-1 | 12 | 5-2-0-5 | 17 | 7-5-0-5 | 2 | 2-0-0-0 |
| 2010-11 | 11 | 6-5-0-0 | 13 | 4-7-0-2 | 14 | 7-6-0-1 | 13 | 7-3-0-3 | 13 | 8-2-0-3 | 14 | 6-6-0-2 | 4 | 3-0-0-1 |
| 2009-10 | 12 | 7-4-0-1 | 14 | 10-2-0-2 | 14 | 6-6-0-2 | 15 | 4-8-0-3 | 7 | 3-3-0-1 | 15 | 9-6-0-0 | 5 | 1-3-0-1 |
| 2008-09 | 10 | 6-3-0-1 | 14 | 8-6-0-0 | 13 | 8-2-0-3 | 11 | 8-3-0-0 | 13 | 7-4-0-2 | 15 | 6-9-0-0 | 6 | 3-3-0-0 |
| 2007-08 | 12 | 6-3-0-3 | 14 | 4-10-0-0 | 14 | 9-1-0-4 | 11 | 7-3-0-1 | 14 | 7-6-0-1 | 14 | 7-6-0-1 | 3 | 2-1-0-0 |
| 2006-07 | 10 | 3-6-0-1 | 13 | 8-4-0-1 | 14 | 8-4-0-2 | 13 | 8-3-0-2 | 14 | 7-4-0-3 | 14 | 9-4-0-1 | 4 | 0-4-0-0 |
| 2005-06 | 13 | 4-7-0-2 | 13 | 10-2-0-1 | 13 | 9-3-0-1 | 13 | 7-4-0-2 | 6 | 3-2-0-1 | 15 | 8-6-0-1 | 9 | 5-1-0-3 |
| 2003-04 | 9 | 4-4-0-1 | 12 | 5-4-1-2 | 15 | 10-3-2-0 | 15 | 6-8-1-0 | 13 | 7-5-1-0 | 16 | 9-5-2-0 | 2 | 1-1-0-0 |
| 2002-03 | 10 | 3-3-2-2 | 14 | 3-9-1-1 | 14 | 5-6-3-0 | 14 | 6-7-1-0 | 12 | 2-6-3-1 | 15 | 8-5-2-0 | 3 | 2-0-1-0 |
| 2001-02 | 12 | 8-2-0-2 | 13 | 5-4-4-0 | 15 | 4-7-4-0 | 13 | 5-8-0-0 | 7 | 2-3-1-1 | 15 | 5-7-3-0 | 7 | 3-4-0-0 |
| 2000-01 | 12 | 3-8-1-0 | 15 | 3-4-4-4 | 12 | 7-3-2-0 | 12 | 4-6-2-0 | 11 | 5-4-2-0 | 16 | 4-9-3-0 | 4 | 1-2-1-0 |
| 1999-00 | 13 | 3-8-2-0 | 11 | 5-6-0-0 | 14 | 8-2-3-1 | 13 | 7-6-0-0 | 12 | 3-3-2-4 | 14 | 4-8-2-0 | 5 | 1-3-1-0 |
| 1998-99 | 9 | 2-5-2 | 14 | 6-8-0 | 13 | 4-8-1 | 12 | 4-6-2 | 12 | 5-2-5 | 14 | 7-5-2 | 8 | 2-6-0 |
| 1997-98 | 13 | 3-8-2 | 14 | 2-7-5 | 15 | 6-8-1 | 12 | 3-6-3 | 4 | 2-1-1 | 15 | 8-6-1 | 9 | 2-5-2 |
| 1996-97 | 13 | 7-5-1 | 13 | 3-9-1 | 13 | 3-7-3 | 11 | 5-5-1 | 14 | 8-5-1 | 12 | 6-5-1 | 6 | 0-5-1 |
| 1995-96 | 11 | 1-7-3 | 13 | 3-8-2 | 15 | 7-6-2 | 11 | 7-2-2 | 13 | 6-5-2 | 13 | 7-6-0 | 6 | 3-3-0 |
| 1994-95 | - | - | - | - | - | - | 5 | 2-2-1 | 14 | 8-4-2 | 15 | 6-7-2 | 13 | 7-4-2 |
| 1993-94 | 13 | 8-3-2 | 13 | 7-4-2 | 14 | 5-7-2 | 12 | 4-5-3 | 12 | 8-3-1 | 13 | 6-5-2 | 7 | 4-2-1 |
| 1992-93 | 12 | 8-4-0 | 13 | 6-5-2 | 13 | 10-1-2 | 14 | 3-9-2 | 12 | 6-2-4 | 12 | 4-8-0 | 8 | 6-1-1 |
| 1991-92 | 12 | 6-5-1 | 13 | 5-5-3 | 13 | 5-7-1 | 12 | 5-5-2 | 13 | 4-7-2 | 14 | 5-7-2 | 3 | 1-1-1 |
| 1990-91 | 13 | 9-4-0 | 13 | 5-5-3 | 14 | 8-5-1 | 12 | 5-6-1 | 12 | 8-2-2 | 16 | 11-4-1 | 0 | 0-0-0 |
| 1989-90 | 13 | 6-3-4 | 15 | 5-6-4 | 12 | 6-4-2 | 13 | 8-2-3 | 11 | 6-5-0 | 15 | 10-3-2 | 1 | 1-0-0 |
| 1988-89 | 12 | 6-3-3 | 12 | 10-1-1 | 14 | 8-4-2 | 15 | 10-3-2 | 13 | 10-3-0 | 13 | 9-3-1 | 1 | 1-0-0 |
| 1987-88 | 11 | 5-5-1 | 14 | 9-3-2 | 13 | 9-3-1 | 14 | 9-3-2 | 12 | 5-6-1 | 14 | 10-2-2 | 2 | 1-1-0 |
| 1986-87 | 10 | 3-7-0 | 14 | 10-4-0 | 14 | 9-4-1 | 14 | 6-7-1 | 12 | 9-3-0 | 14 | 9-5-0 | 2 | 0-1-1 |
| 1985-86 | 10 | 5-5-0 | 13 | 8-2-3 | 12 | 4-8-0 | 15 | 6-7-2 | 12 | 7-3-2 | 15 | 7-6-2 | 3 | 3-0-0 |
| 1984-85 | 11 | 7-4-0 | 12 | 7-4-1 | 14 | 5-7-2 | 15 | 7-4-4 | 11 | 5-6-0 | 14 | 9-2-3 | 3 | 1-0-2 |
| 1983-84 | 12 | 5-6-1 | 12 | 5-4-3 | 13 | 4-7-2 | 12 | 5-2-5 | 15 | 9-4-2 | 15 | 6-8-1 | 1 | 0-1-0 |
| 1982-83 | 13 | 4-7-2 | 14 | 5-6-3 | 14 | 5-7-2 | 12 | 7-5-0 | 12 | 5-5-2 | 14 | 6-4-4 | 1 | 0-0-1 |
| 1981-82 | 11 | 2-7-2 | 14 | 5-5-4 | 13 | 5-6-2 | 15 | 7-4-4 | 12 | 4-5-3 | 13 | 5-6-2 | 2 | 1-1-0 |
| 1980-81 | 11 | 5-4-2 | 13 | 5-5-3 | 12 | 6-3-3 | 16 | 6-7-3 | 12 | 9-2-1 | 14 | 6-6-2 | 2 | 2-0-0 |
| 1979-80 | 10 | 5-4-1 | 13 | 6-5-2 | 12 | 3-8-1 | 15 | 7-5-3 | 11 | 5-2-4 | 15 | 8-6-1 | 4 | 1-2-1 |
| 1978-79 | 10 | 8-0-2 | 14 | 7-7-0 | 15 | 5-9-1 | 13 | 8-4-1 | 10 | 6-2-2 | 13 | 5-7-1 | 5 | 2-2-1 |
| 1977-78 | 8 | 3-2-3 | 14 | 4-6-4 | 14 | 5-6-3 | 14 | 8-5-1 | 12 | 3-3-6 | 13 | 8-4-1 | 5 | 3-1-1 |
| 1976-77 | 13 | 5-6-2 | 12 | 6-2-4 | 13 | 7-5-1 | 13 | 5-4-4 | 12 | 3-9-0 | 15 | 7-8-0 | 2 | 1-0-1 |
| 1975-76 | 10 | 4-5-1 | 14 | 6-7-1 | 15 | 9-4-2 | 14 | 5-6-3 | 12 | 3-7-2 | 12 | 6-4-2 | 3 | 2-0-1 |
| 1974-75 | 11 | 5-4-2 | 14 | 8-3-3 | 12 | 3-8-1 | 14 | 5-5-4 | 11 | 4-4-3 | 14 | 8-5-1 | 4 | 1-2-1 |
| 1973-74 | 8 | 4-3-1 | 14 | 7-4-3 | 14 | 4-7-3 | 13 | 3-9-1 | 13 | 4-6-3 | 13 | 6-4-3 | 3 | 2-1-0 |
| 1972-73 | 11 | 4-6-1 | 15 | 6-6-3 | 13 | 5-6-2 | 13 | 6-4-3 | 11 | 2-6-3 | 14 | 2-10-2 | 1 | 0-0-1 |
| TOTALS | 482 | 211-207-44-20 | 577 | 260-227-76-14 | 585 | 273-230-58-24 | 571 | 258-226-70-17 | 526 | 248-186-63-29 | 643 | 313-261-53-16 | 198 | 90-80-24-4 |

FLAMES OPENING GAME RESULTS

| SEASON | SEASON OPENER | | HOME OPENER | | ROAD OPENER | | | | | | | |
|---------------------------------|---------------|----|-------------|--------------------------------|-------------|----|-----|--------------------------------|-----|---|-----|------|
| 2017-18 | EDM | 3 | CGY | 0 | CGY | 6 | WPG | 3 | EDM | 3 | CGY | 0 |
| 2016-17 | EDM | 7 | CGY | 4 | EDM | 5 | CGY | 3 | EDM | 7 | CGY | 4 |
| 2015-16 | VAN | 5 | CGY | 1 | VAN | 5 | CGY | 1 | CGY | 3 | VAN | 2 OT |
| 2014-15 | VAN | 4 | CGY | 2 | VAN | 4 | CGY | 2 | CGY | 5 | EDM | 2 |
| 2013-14 | WSH | 5 | CGY | 4 SO | VAN | 5 | CGY | 4 SO | WSH | 5 | CGY | 4 SO |
| 2012-13 | SJS | 4 | CGY | 1 | SJS | 4 | CGY | 1 | VAN | 3 | CGY | 2 SO |
| 2011-12 | PIT | 5 | CGY | 3 | PIT | 5 | CGY | 3 | STL | 5 | CGY | 2 |
| 2010-11 | EDM | 4 | CGY | 0 | CGY | 3 | LAK | 1 | EDM | 4 | CGY | 0 |
| 2009-10 | CGY | 5 | VAN | 3 | CGY | 5 | VAN | 3 | CGY | 4 | EDM | 3 |
| 2008-09 | VAN | 6 | CGY | 0 | VAN | 5 | CGY | 4 OT | VAN | 6 | CGY | 0 |
| 2007-08 | PHI | 3 | CGY | 2 | PHI | 3 | CGY | 2 | DET | 4 | CGY | 2 |
| 2006-07 | EDM | 3 | CGY | 1 | CGY | 2 | EDM | 1 | EDM | 3 | CGY | 1 |
| 2005-06 | MIN | 6 | CGY | 3 | DAL | 3 | CGY | 2 OT | MIN | 6 | CGY | 3 |
| 2003-04 | VAN | 4 | CGY | 1 | CGY | 3 | SJS | 2 | VAN | 4 | CGY | 1 |
| 2002-03 | VAN | 3 | CGY | 0 | VAN | 3 | CGY | 0 | CGY | 3 | VAN | 2 |
| 2001-02 | CGY | 1 | EDM | 0 | CGY | 1 | EDM | 0 | CGY | 4 | DET | 2 |
| 2000-01 | DET | 4 | CGY | 3 | DET | 4 | CGY | 3 | CGY | 2 | NYI | 0 |
| 1999-00 | SJS | 5 | CGY | 3 | STL | 4 | CGY | 1 | SJS | 5 | CGY | 3 |
| 1998-99 | CGY | 3 | SJS | 3 | TOR | 7 | CGY | 3 | CGY | 5 | SJS | 3 |
| 1997-98 | DET | 3 | CGY | 1 | DET | 3 | CGY | 1 | DET | 4 | CGY | 4 |
| 1996-97 | VAN | 3 | CGY | 1 | CGY | 3 | BUF | 0 | VAN | 3 | CGY | 1 |
| 1995-96 | CGY | 3 | TBL | 3 | COL | 3 | CGY | 2 | CGY | 3 | TBL | 3 |
| 1994-95 | CGY | 3 | WPG | 3 | CGY | 6 | STL | 4 | CGY | 3 | WPG | 3 |
| 1993-94 | CGY | 2 | NYI | 1 | CGY | 2 | NYI | 1 | CGY | 5 | VAN | 1 |
| 1992-93 | LAK | 5 | CGY | 4 | LAK | 5 | CGY | 4 | CGY | 3 | MIN | 2 |
| 1991-92 | CGY | 9 | EDM | 2 | CGY | 9 | EDM | 2 | WPG | 5 | CGY | 3 |
| 1990-91 | CGY | 3 | VAN | 2 OT | CGY | 3 | VAN | 2 OT | CGY | 4 | WPG | 3 |
| 1989-90 | CGY | 10 | DET | 7 | CGY | 10 | DET | 7 | CGY | 4 | NJD | 2 |
| 1988-89 | CGY | 4 | NYI | 4 | CGY | 4 | NYI | 4 | LAK | 6 | CGY | 5 OT |
| 1987-88 | CGY | 5 | DET | 1 | CGY | 5 | DET | 1 | WPG | 3 | CGY | 2 |
| 1986-87 | CGY | 5 | BOS | 3 | QUE | 4 | CGY | 2 | CGY | 5 | BOS | 3 |
| 1985-86 | CGY | 8 | WPG | 3 | CGY | 8 | WPG | 3 | CGY | 9 | LAK | 2 |
| 1984-85 | STL | 4 | CGY | 2 | STL | 4 | CGY | 2 | CGY | 7 | VAN | 5 |
| 1983-84 | CGY | 5 | VAN | 3 | EDM | 4 | CGY | 3 | CGY | 5 | VAN | 3 |
| 1982-83 | EDM | 7 | CGY | 5 | NYI | 5 | CGY | 4 | EDM | 7 | CGY | 5 |
| 1981-82 | CGY | 1 | VAN | 1 | CGY | 1 | VAN | 1 | CGY | 6 | STL | 4 |
| 1980-81 | CGY | 5 | QUE | 5 | CGY | 5 | QUE | 5 | COL | 6 | CGY | 2 |
| 1979-80 | ATL | 5 | QUE | 3 | ATL | 9 | PHI | 2 | ATL | 5 | QUE | 3 |
| 1978-79 | ATL | 4 | CHI | 4 | ATL | 4 | WSH | 3 | ATL | 4 | CHI | 4 |
| 1977-78 | ATL | 2 | BOS | 2 | ATL | 3 | STL | 1 | ATL | 2 | BOS | 2 |
| 1976-77 | WSH | 6 | ATL | 5 | ATL | 4 | LAK | 2 | WSH | 6 | ATL | 5 |
| 1975-76 | LAK | 4 | ATL | 3 | LAK | 4 | ATL | 3 | NYR | 3 | ATL | 1 |
| 1974-75 | ATL | 3 | VAN | 3 | ATL | 4 | KC | 2 | ATL | 3 | VAN | 3 |
| 1973-74 | ATL | 1 | NYI | 1 | ATL | 1 | NYI | 1 | ATL | 1 | STL | 0 |
| 1972-73 | ATL | 3 | NYI | 2 | ATL | 1 | BUF | 1 | ATL | 3 | NYI | 2 |
| SEASON OVERALL | | | | HOME OVERALL | | | | ROAD OVERALL | | | | |
| Won 12, Lost 22, Tied 10, OTL 1 | | | | Won 19, Lost 18, Tied 5, OTL 3 | | | | Won 19, Lost 17, Tied 6, OTL 3 | | | | |

HOME ATTENDANCE

#Heritage Classic attendance of 41,022. *Does Not Include Neutral Site Home Game. **Team Season Record.
 Calgary: Scotiabank Saddledome - 2010-present, Pengrowth Saddledome - 1983-2010, Stampede Corral - 1980-1983
 Atlanta: The Omni - 1972-1980

| SEASON | GAMES | ATTENDANCE | AVERAGE | SEASON | GAMES | ATTENDANCE | AVERAGE | SEASON | GAMES | ATTENDANCE | AVERAGE | |
|---------|-------|------------|---------|---------|-------|------------|----------|---------|---------------|-------------------|-------------------|---------------|
| 2017-18 | 41 | 775,105 | 18,905 | 1999-00 | 41 | 612,800 | 14,946 | 1982-83 | 40 | 289,680 | 7,242 | |
| 2016-17 | 41 | 767,829 | 18,728 | 1998-99 | 41* | 648,050 | 16,201 | 1981-82 | 40 | 289,258 | 7,231 | |
| 2015-16 | 41 | 784,874 | 19,143 | 1997-98 | 41 | 694,557 | 16,940 | 1980-81 | 40 | 288,679 | 7,217 | |
| 2014-15 | 41 | 782,977 | 19,097 | 1996-97 | 41 | 700,643 | 17,089 | 1979-80 | 40 | 400,961 | 10,024 | |
| 2013-14 | 41 | 790,849 | 19,289 | 1995-96 | 41 | 737,996 | 18,000 | 1978-79 | 40 | 457,640 | 11,441 | |
| 2012-13 | 24 | 462,936 | 19,289 | 1994-95 | 24 | 456,858 | 19,036 | 1977-78 | 40 | 420,026 | 10,501 | |
| 2011-12 | 41 | 790,849 | 19,289 | 1993-94 | 41* | 792,307 | 19,325 | 1976-77 | 40 | 490,356 | 12,259 | |
| 2010-11 | 41 | 812,582** | 19,819# | 1992-93 | 41* | 800,677 | 19,529 | 1975-76 | 40 | 478,500 | 11,963 | |
| 2009-10 | 41 | 790,849 | 19,289 | 1991-92 | 40 | 788,760 | 19,719 | 1974-75 | 40 | 537,761 | 13,444 | |
| 2008-09 | 41 | 790,849 | 19,289 | 1990-91 | 40 | 799,434 | 19,986** | 1973-74 | 39 | 552,314 | 14,162 | |
| 2007-08 | 41 | 790,849 | 19,289 | 1989-90 | 40 | 794,444 | 19,861 | 1972-73 | 39 | 488,106 | 12,516 | |
| 2006-07 | 41 | 790,849 | 19,289 | 1988-89 | 40 | 778,324 | 19,458 | | | | | |
| 2005-06 | 41 | 790,849 | 19,289 | 1987-88 | 40 | 755,252 | 18,881 | | | | | |
| 2003-04 | 41 | 679,767 | 16,580 | 1986-87 | 40 | 671,920 | 16,798 | | | | | |
| 2002-03 | 41 | 665,808 | 16,239 | 1985-86 | 40 | 670,480 | 16,762 | | | | | |
| 2001-02 | 41 | 643,896 | 15,705 | 1984-85 | 40 | 667,320 | 16,683 | | | | | |
| 2000-01 | 41 | 681,535 | 16,623 | 1983-84 | 40 | 666,960 | 16,674 | | | | | |
| | | | | | | | | | GAMES | ATTENDANCE | AVERAGE | |
| | | | | | | | | | TOTALS | 1789 | 29,323,315 | 16,391 |

FLAMES YEARLY LEADERS

| SEASON | GOALS | | ASSISTS | | POINTS | | PENALTY MINUTES | |
|---------|-------------------------|------|----------------------|------|----------------------------|-------|-----------------|-------|
| 2017-18 | Sean Monahan | 31 | Johnny Gaudreau | 60 | Johnny Gaudreau | 84 | Garnet Hathaway | 88 |
| 2016-17 | Sean Monahan | 27 | Johnny Gaudreau | 43 | Johnny Gaudreau | 61 | Matthew Tkachuk | 105 |
| 2015-16 | Johnny Gaudreau | 30 | Johnny Gaudreau | 48 | Johnny Gaudreau | 78 | Brandon Bollig | 103 |
| 2014-15 | J. Hudler/S. Monahan | 31 | Jiri Hudler | 45 | Jiri Hudler | 76 | Brandon Bollig | 88 |
| 2013-14 | Michael Cammalleri | 26 | Jiri Hudler | 37 | Jiri Hudler | 54 | Brian McGrattan | 100 |
| 2012-13 | Curtis Glencross | 15 | Lee Stempniak | 23 | M. Cammalleri/L. Stempniak | 32 | Tim Jackman | 76 |
| 2011-12 | Jarome Iginla | 43 | Olli Jokinen | 38 | Jarome Iginla | 67 | Tim Jackman | 94 |
| 2010-11 | Jarome Iginla | 43 | Alex Tanguay | 47 | Jarome Iginla | 86 | Tim Jackman | 86 |
| 2009-10 | Jarome Iginla | 32 | Matt Stajan | 38 | Jarome Iginla | 69 | Jamal Mayers | 131 |
| 2008-09 | Michael Cammalleri | 39 | Jarome Iginla | 54 | Jarome Iginla | 89 | Cory Sarich | 112 |
| 2007-08 | Jarome Iginla | 50 | Jarome Iginla | 48 | Jarome Iginla | 98 | Dion Phaneuf | 182 |
| 2006-07 | Jarome Iginla | 39 | Alex Tanguay | 59 | Jarome Iginla | 94 | Dion Phaneuf | 98 |
| 2005-06 | Jarome Iginla | 35 | Daymond Langkow | 34 | Jarome Iginla | 67 | Darren McCarty | 117 |
| 2003-04 | Jarome Iginla | 41 | Craig Conroy | 39 | Jarome Iginla | 73 | Chris Simon | 250 |
| 2002-03 | Jarome Iginla | 35 | Craig Conroy | 37 | Jarome Iginla | 67 | Scott Nichol | 149 |
| 2001-02 | Jarome Iginla | 52 | Craig Conroy | 48 | Jarome Iginla | 96 | Bob Boughner | 170 |
| 2000-01 | Jarome Iginla | 31 | Marc Savard | 42 | Jarome Iginla | 71 | Jason Wiemer | 177 |
| 1999-00 | Valeri Bure | 35 | Phil Housley | 44 | Valeri Bure | 75 | Wade Belak | 122 |
| 1998-99 | Jarome Iginla | 28 | Phil Housley | 43 | Cory Stillman | 57 | Jason Weimer | 177 |
| 1997-98 | T. Fleury/C. Stillman | 27 | Theoren Fleury | 51 | Theoren Fleury | 78 | Theoren Fleury | 197 |
| 1996-97 | Theoren Fleury | 29 | Theoren Fleury | 38 | Theoren Fleury | 67 | Todd Simpson | 208 |
| 1995-96 | Theoren Fleury | 46 | Theoren Fleury | 50 | Theoren Fleury | 96 | Sandy McCarthy | 173 |
| 1994-95 | Theoren Fleury | 29 | Phil Housley | 35 | Theoren Fleury | 58 | Ron Stern | 163 |
| 1993-94 | Gary Roberts | 41 | Al MacInnis | 54 | Robert Reichel | 93 | Ron Stern | 243 |
| 1992-93 | Robert Reichel | 40 | Theoren Fleury | 66 | Theoren Fleury | 100 | Craig Berube | 209 |
| 1991-92 | Gary Roberts | 53 | Al MacInnis | 57 | Gary Roberts | 90 | Ron Stern | 338 |
| 1990-91 | Theoren Fleury | 51 | Al MacInnis | 75 | Theoren Fleury | 104 | Gary Roberts | 252 |
| 1989-90 | Joe Nieuwendyk | 45 | Doug Gilmour | 67 | Joe Nieuwendyk | 95 | Tim Hunter | 279 |
| 1988-89 | J. Nieuwendyk/J. Mullen | 51 | J. Mullen/D. Gilmour | 59 | Joe Mullen | 110 | Tim Hunter | 375** |
| 1987-88 | Joe Nieuwendyk | 51 | Gary Suter | 70 | Hakan Loob | 106 | Tim Hunter | 337 |
| 1986-87 | Joe Mullen | 47 | Al MacInnis | 56 | Joe Mullen | 87 | Tim Hunter | 361 |
| 1985-86 | Hakan Loob | 31 | Al MacInnis | 57 | Dan Quinn | 72 | Tim Hunter | 291 |
| 1984-85 | K. Nilsson/H. Loob | 37 | Kent Nilsson | 62 | Kent Nilsson | 99 | Tim Hunter | 259 |
| 1983-84 | Eddy Beers | 36 | Kent Nilsson | 49 | Kent Nilsson | 80 | Paul Baxter | 182 |
| 1982-83 | Lanny McDonald | 66** | Guy Chouinard | 59 | Kent Nilsson | 104 | Doug Risebrough | 138 |
| 1981-82 | Lanny McDonald | 34 | Guy Chouinard | 57 | Guy Chouinard | 80 | Willi Plett | 288 |
| 1980-81 | Kent Nilsson | 49 | Kent Nilsson | 82** | Kent Nilsson | 131** | Willi Plett | 239 |
| 1979-80 | Kent Nilsson | 40 | Kent Nilsson | 53 | Kent Nilsson | 93 | Willi Plett | 231 |
| 1978-79 | Guy Chouinard | 50 | Bob MacMillan | 71 | Bob MacMillan | 108 | Willi Plett | 213 |
| 1977-78 | Bob MacMillan | 31 | Tom Lysiak | 42 | Tom Lysiak | 69 | Willi Plett | 171 |
| 1976-77 | Willi Plett | 33 | Tom Lysiak | 51 | Tom Lysiak | 81 | Willi Plett | 123 |
| 1975-76 | Curt Bennett | 34 | Tom Lysiak | 51 | Tom Lysiak | 82 | Pat Quinn | 134 |
| 1974-75 | Eric Vail | 39 | Tom Lysiak | 52 | Tom Lysiak | 77 | Pat Quinn | 56 |
| 1973-74 | Jacques Richard | 27 | Tom Lysiak | 45 | Tom Lysiak | 64 | Pat Quinn | 94 |
| 1972-73 | Bob Leiter | 26 | Bob Leiter | 34 | Bob Leiter | 60 | Pat Quinn | 113 |

**Flames All-Time Individual Record

SCORELESS GAMES

| | | |
|-------------------|------------------------|----------------------|
| November 7, 1976 | Atlanta at Detroit | Myre - Giacomini |
| October 26, 1996 | Calgary at Los Angeles | Kidd - Fiset |
| October 30, 1998 | Washington at Calgary | Wregget - Tabaracci |
| December 21, 1999 | Dallas at Calgary | Brathwaite - Belfour |

PENALTY SHOTS FOR

28 GOALS FOR IN 61 ATTEMPTS

| | | | | |
|---------------|------------------|-------------------|--------|---|
| Nov. 5, 2017 | vs New Jersey | Micheal Ferland | failed | vs. Keith Kinkaid |
| Nov. 7, 2015 | vs Pittsburgh | David Jones | failed | vs. Marc-Andre Fleury |
| Feb. 27, 2015 | at NY Islanders | Micheal Ferland | failed | vs. Jaroslav Halak |
| Mar. 22, 2014 | at Edmonton | Matt Stajan | scored | vs. Viktor Fasth |
| Nov. 3, 2013 | at Chicago | T.J. Galiardi | failed | vs. Corey Crawford |
| Mar. 13, 2013 | vs. Detroit | Mikael Backlund | failed | vs. Jonas Gustavsson |
| Feb. 5, 2013 | at Detroit | Jarome Iginla | failed | vs. Jimmy Howard |
| Feb. 25, 2012 | vs. Philadelphia | Alex Tanguay | scored | vs. Ilya Bryzgalov |
| Feb. 14, 2012 | vs. Toronto | Paul Byron | scored | vs. Jonas Gustavsson |
| Apr. 6, 2011 | vs. Edmonton | Alex Tanguay | failed | vs. Nikolai Khabibulin |
| Mar. 6, 2011 | vs. Nashville | Jarome Iginla | scored | vs. Pekka Rinne |
| Feb. 11, 2011 | vs. Anaheim | Olli Jokinen | failed | vs. Curtis McElhinney |
| Dec. 16, 2010 | vs. Toronto | Jarome Iginla | failed | vs. Jonas Gustavsson |
| Mar. 15, 2009 | vs. Detroit | Curtis Glencross | failed | vs. Jimmy Howard |
| Oct. 24, 2006 | vs. Phoenix | Daymond Langkow | failed | vs. Curtis Joseph |
| Oct. 5, 2006 | at Edmonton | Jarome Iginla | failed | vs. Dwayne Roloson |
| Mar. 31, 2006 | vs. Colorado | Matthew Lombardi | scored | vs. Peter Budaj |
| Dec. 1, 2005 | at Detroit | Shean Donovan | failed | vs. Jimmy Howard |
| Nov. 10, 2005 | at Phoenix | Jarome Iginla | scored | vs. Curtis Joseph |
| Nov. 7, 2005 | vs. Vancouver | Chuck Kobasew | failed | vs. Alex Auld |
| Oct. 29, 2005 | at San Jose | Tony Amonte | failed | vs. Nolan Schaefer |
| Oct. 23, 2005 | at Los Angeles | Marcus Nilson | failed | vs. Mathieu Garon |
| Mar. 5, 2004 | at Dallas | Shean Donovan | failed | vs. Marty Turco |
| Jan. 27, 2004 | at Phoenix | Shean Donovan | scored | vs. Sean Burke |
| Jan. 3, 2004 | vs. Vancouver | Jarome Iginla | failed | vs. Alex Auld |
| Dec. 26, 2003 | vs. Vancouver | Oleg Saprykin | failed | vs. Dan Cloutier |
| Dec. 2, 2003 | vs. San Jose | Shean Donovan | scored | vs. Vesa Toskala |
| Mar. 15, 2003 | at San Jose | Jarome Iginla | failed | vs. Vesa Toskala |
| Apr. 2, 2002 | vs. Atlanta | Scott Nichol | scored | vs. Milan Hnilicka |
| Jan. 22, 2002 | vs. Toronto | Jarome Iginla | failed | vs. Curtis Joseph |
| Dec. 8, 2001 | vs. Anaheim | Jarome Iginla | failed | vs. Jean-Sebastien Giguere |
| Feb. 27, 1998 | vs. Vancouver | Hnat Domenichelli | scored | vs. Arturs Irbe |
| Oct. 24, 1996 | vs. Pittsburgh | Robert Reichel | scored | vs. Tom Barrasso |
| Oct. 22, 1996 | vs. Colorado | Theoren Fleury | scored | vs. Patrick Roy |
| Dec. 11, 1995 | vs. Los Angeles | Steve Chiasson | scored | vs. Byron Dafoe |
| Feb. 7, 1994 | vs. Edmonton | Robert Reichel | scored | vs. Bill Ranford |
| Oct. 31, 1993 | at Winnipeg | Paul Ranheim | scored | vs. Bob Essensa |
| Jan. 23, 1993 | vs. Pittsburgh | Joe Nieuwendyk | failed | vs. Ken Wregget |
| Dec. 27, 1992 | at Edmonton | C.J. Young | failed | vs. Bill Ranford |
| Dec. 11, 1992 | at Toronto | Theoren Fleury | scored | vs. Rick Wamsley |
| Feb. 23, 1991 | vs. Quebec | Theoren Fleury | scored | vs. Jacques Cloutier |
| Apr. 4, 1990 | vs. Los Angeles | Al MacInnis | scored | vs. Kelly Hrudefy (Playoffs) |
| Oct. 7, 1989 | vs. NY Islanders | Doug Gilmour | failed | vs. Mark Fitzpatrick |
| Feb. 22, 1989 | vs. Toronto | Hakan Loob | failed | vs. Jeff Reese |
| Dec. 16, 1988 | at Vancouver | Joe Nieuwendyk | scored | vs. Steve Weeks |
| Dec. 12, 1988 | at Toronto | Joe Nieuwendyk | failed | vs. Jeff Reese |
| Mar. 19, 1988 | at Quebec | Mike Bullard | failed | vs. Mario Brunetta |
| Mar. 10, 1988 | vs. Winnipeg | Hakan Loob | failed | vs. Daniel Berthiaume |
| Mar. 28, 1987 | at Los Angeles | Joe Mullen | scored | vs. Al Jensen, disallowed illegal stick |
| Feb. 14, 1987 | at Minnesota | Joe Mullen | scored | vs. Kari Takko |
| Dec. 2, 1986 | vs. NY Islanders | Joe Mullen | scored | vs. Kelly Hrudefy |
| Oct. 28, 1986 | at Minnesota | Perry Berezan | scored | vs. Don Beaupre |
| Oct. 13, 1984 | vs. Quebec | Jim Peplinski | scored | vs. Mario Gosselin |
| Dec. 19, 1983 | vs. Winnipeg | Doug Risebrough | scored | vs. Doug Soetaert |
| Mar. 14, 1983 | at New Jersey | Paul Reinhart | scored | vs. Ron Low |
| Nov. 18, 1982 | at Philadelphia | Lanny McDonald | failed | vs. Pelle Lindbergh |
| Jan. 13, 1981 | vs. NY Rangers | Bob MacMillan | failed | vs. Doug Soetaert |
| Jan. 8, 1981 | vs. Washington | Kent Nilsson | failed | vs. Rollie Boutin |
| Oct. 9, 1976 | vs. Philadelphia | Curt Bennett | scored | vs. Bernie Parent |
| Jan. 2, 1975 | vs. Montreal | Jacques Richard | failed | vs. Ken Dryden |
| Feb. 16, 1974 | at Toronto | Bob Leiter | scored | vs. Dunc Wilson |

PENALTY SHOTS AGAINST

18 GOALS AGAINST IN 50 ATTEMPTS

| | | | | |
|---------------|-----------------|---------------------|--------|-----------------------|
| Mar. 9, 2018 | at Ottawa | Jean-Gabriel Pageau | scored | vs. David Rittich |
| Jan. 11, 2018 | at Tampa | Cedric Paquette | failed | vs. Mike Smith |
| Nov. 5, 2017 | vs. New Jersey | Miles Wood | failed | vs. Mike Smith |
| Jan. 11, 2017 | vs. San Jose | Mikkel Boedker | failed | vs. Chad Johnson |
| Oct. 12, 2016 | at Edmonton | Connor McDavid | scored | vs. Brian Elliott |
| Jan. 24, 2016 | at Carolina | Elias Lindholm | scored | vs. Karri Ramo |
| Dec. 15, 2015 | at Nashville | Cody Hodgson | scored | vs. Karri Ramo |
| Dec. 12, 2013 | vs. Carolina | Jeff Skinner | failed | vs. Karri Ramo |
| Oct. 19, 2013 | at San Jose | Brent Burns | failed | vs. Karri Ramo |
| Mar. 18, 2013 | at Dallas | Antoine Roussel | failed | vs. Joey MacDonald |
| Dec. 6, 2011 | vs. Carolina | Jiri Tlustý | scored | vs. Miikka Kiprusoff |
| Mar. 20, 2011 | at Anaheim | Bobby Ryan | failed | vs. Henrik Karlsson |
| Mar. 4, 2011 | vs. Columbus | Antoine Vermette | failed | vs. Miikka Kiprusoff |
| Mar. 4, 2011 | vs. Columbus | Matt Calvert | failed | vs. Miikka Kiprusoff |
| Nov. 27, 2010 | at Pittsburgh | Sidney Crosby | failed | vs. Miikka Kiprusoff |
| Oct. 30, 2010 | vs. Washington | David Steckel | scored | vs. Henrik Karlsson |
| Jan. 21, 2010 | vs. Chicago | Patrick Kane | failed | vs. Miikka Kiprusoff |
| Dec. 30, 2009 | vs. Los Angeles | Dustin Brown | failed | vs. Miikka Kiprusoff |
| Nov. 4, 2009 | at Dallas | Brendan Morrow | failed | vs. Curtis McElhinney |
| Nov. 6, 2008 | vs. Nashville | Vernon Fiddler | scored | vs. Miikka Kiprusoff |
| Feb. 15, 2008 | vs. Los Angeles | Jeff Giuliano | failed | vs. Miikka Kiprusoff |
| Feb. 3, 2006 | vs. Vancouver | Alexandre Burrows | failed | vs. Miikka Kiprusoff |
| Dec. 29, 2005 | vs. Minnesota | Brian Rolston | failed | vs. Miikka Kiprusoff |
| Nov. 12, 2005 | vs. Colordao | Alex Tanguay | scored | vs. Miikka Kiprusoff |
| Oct. 17, 2005 | vs. Phoenix | Oleg Saprykin | failed | vs. Miikka Kiprusoff |
| Dec. 29, 2003 | vs. Minnesota | Richard Park | scored | vs. Miikka Kiprusoff |
| Mar. 16, 2003 | at Anaheim | Paul Kariya | failed | vs. Jamie McLennan |
| Dec. 29, 2002 | vs. Anaheim | Petr Sykora | failed | vs. Roman Turek |
| Apr. 9, 2002 | at Atlanta | Jeff Cowan | failed | vs. Roman Turek |
| Jan. 11, 2002 | vs. Phoenix | Michal Handzus | failed | vs. Roman Turek |
| Apr. 7, 2001 | vs. Los Angeles | Zigmund Palffy | failed | vs. Fred Brathwaite |
| Dec. 7, 1998 | vs. Dallas | Mike Modano | failed | vs. Tyler Moss |
| Apr. 13, 1998 | at Los Angeles | Rob Blake | failed | vs. Dwayne Roloson |
| Mar. 22, 1998 | vs. St. Louis | Darren Turcotte | failed | vs. Rick Tabaracci |
| Nov. 1, 1997 | at Colorado | Joe Sakic | scored | vs. Tyler Moss |
| Jan. 14, 1996 | at Colorado | Joe Sakic | scored | vs. Trevor Kidd |
| Mar. 7, 1995 | at Chicago | Jeremy Roenick | failed | vs. Andrei Trefilov |
| Feb. 6, 1995 | vs. Winnipeg | Teemu Selanne | failed | vs. Trevor Kidd |
| Nov. 24, 1993 | vs. Toronto | Wendel Clark | scored | vs. Trevor Kidd |
| Jan. 16, 1992 | at NY Rangers | Paul Broten | scored | vs. Michael Vernon |
| Oct. 19, 1991 | at Vancouver | Gino Odjick | scored | vs. Michael Vernon |
| Mar. 14, 1989 | at New Jersey | Kirk Muller | failed | vs. Michael Vernon |
| Dec. 23, 1988 | at Edmonton | Craig MacTavish | scored | vs. Michael Vernon |
| Jan. 16, 1987 | at Vancouver | Stan Smyl | scored | vs. Michael Vernon |
| Jan. 1, 1985 | at Winnipeg | Bengt Lundholm | failed | vs. Rejean Lemelin |
| Dec. 6, 1983 | at Quebec | Dale Hunter | scored | vs. Rejean Lemelin |
| Oct. 23, 1983 | at Chicago | Denis Savard | failed | vs. Don Edwards |
| Jan. 3, 1979 | at Toronto | Dan Maloney | failed | vs. Dan Bouchard |
| Feb. 9, 1978 | at Los Angeles | Hartland Monahan | failed | vs. Dan Bouchard |
| Feb. 10, 1974 | vs. Los Angeles | Whitey Widing | scored | vs. Phil Myre |

ALL-TIME LEADERS

GAMES PLAYED

| | | | | | |
|----------------------|------|--------------------|-----|------------------|-----|
| Jarome Iginla | 1219 | Matt Stajan | 558 | Willi Plett | 452 |
| Robyn Regehr | 826 | Tim Hunter | 545 | Hakan Loob | 450 |
| Al MacInnis | 803 | Mikael Backlund | 543 | Tom Lysiak | 445 |
| Theoren Fleury | 791 | Eric Vail | 539 | Bill Clement | 444 |
| Mark Giordano | 755 | Michael Vernon (G) | 526 | Kent Nilsson | 425 |
| Joel Otto | 730 | Paul Reinhart | 517 | Robert Reichel | 425 |
| Jim Peplinski | 711 | Guy Chouinard | 514 | Curtis Glencross | 418 |
| Gary Suter | 617 | Craig Conroy | 507 | Colin Patterson | 416 |
| Jamie Macoun | 586 | Lanny McDonald | 492 | Curt Bennett | 405 |
| Gary Roberts | 585 | T.J. Brodie | 491 | Dan Bouchard (G) | 398 |
| Joe Nieuwendyk | 577 | Rey Comeau | 468 | Ron Stern | 396 |
| Miikka Kiprusoff (G) | 576 | Ken Houston | 462 | | |

POINTS

| | | | | | |
|----------------|------|---------------|-----|---------------|-----|
| Jarome Iginla | 1095 | Gary Suter | 565 | Eric Vail | 452 |
| Theoren Fleury | 830 | Kent Nilsson | 562 | Paul Reinhart | 444 |
| Al MacInnis | 822 | Guy Chouinard | 529 | Tom Lysiak | 431 |
| Joe Nieuwendyk | 616 | Gary Roberts | 505 | Hakan Loob | 429 |

GOALS

| | | | | | |
|----------------|-----|----------------|-----|---------------|-----|
| Jarome Iginla | 525 | Kent Nilsson | 229 | Guy Chouinard | 193 |
| Theoren Fleury | 364 | Lanny McDonald | 215 | Hakan Loob | 193 |
| Joe Nieuwendyk | 314 | Al MacInnis | 213 | Joe Mullen | 190 |
| Gary Roberts | 257 | Eric Vail | 206 | Joel Otto | 167 |

ASSISTS

| | | | | | |
|----------------|-----|----------------|-----|---------------|-----|
| Al MacInnis | 609 | Paul Reinhart | 335 | Jim Peplinski | 263 |
| Jarome Iginla | 570 | Kent Nilsson | 333 | Joel Otto | 261 |
| Theoren Fleury | 466 | Joe Nieuwendyk | 302 | Gary Roberts | 248 |
| Gary Suter | 437 | Tom Lysiak | 276 | | |
| Guy Chouinard | 336 | Mark Giordano | 266 | | |

PENALTY MINUTES

| | | | | | |
|---------------|------|----------------|------|----------------|-----|
| Tim Hunter | 2405 | Theoren Fleury | 1339 | Gary Suter | 872 |
| Gary Roberts | 1736 | Ron Stern | 1288 | Jarome Iginla | 831 |
| Joel Otto | 1642 | Willi Plett | 1267 | Robyn Regehr | 802 |
| Jim Peplinski | 1467 | Al MacInnis | 944 | Sandy McCarthy | 730 |

ALL-TIME LEADERS

CONTINUED

FIVE-GOAL GAMES

| | |
|----------------|---|
| Joe Nieuwendyk | 1 |
|----------------|---|

FOUR-GOAL GAMES

| | | | | | |
|----------------|---|-----------------|---|----------------|---|
| Joe Mullen | 2 | Mark Hunter | 1 | Keith McCreary | 1 |
| Joe Nieuwendyk | 2 | Jarome Iginla | 1 | Jim Peplinski | 1 |
| Kent Nilsson | 2 | Mark Jankowski | 1 | Gary Roberts | 1 |
| Sam Bennett | 1 | Hakan Loob | 1 | Marc Savard | 1 |
| Jiri Hrdina | 1 | Brian MacLellan | 1 | Garry Unger | 1 |

THREE-GOAL GAMES

| | | | | | |
|--------------------|----|-------------------|---|------------------|---|
| Theoren Fleury | 13 | Guy Chouinard | 2 | Josh Jooris | 1 |
| Kent Nilsson | 13 | Bill Clement | 2 | Chuck Kobasew | 1 |
| Jarome Iginla | 12 | Micheal Frolik | 2 | Dave Kryskow | 1 |
| Joe Nieuwendyk | 10 | Jiri Hrdina | 2 | Dan Labraaten | 1 |
| Gary Roberts | 10 | Olli Jokinen | 2 | Daymond Langkow | 1 |
| Lanny McDonald | 9 | Gary McAdam | 2 | Gary Leeman | 1 |
| Hakan Loob | 6 | Keith McCreary | 2 | Bob Leiter | 1 |
| Eddy Beers | 5 | Joel Otto | 2 | Matthew Lombardi | 1 |
| Joe Mullen | 5 | Marc Savard | 2 | Tom Lysiak | 1 |
| Eric Vail | 5 | Cory Stillman | 2 | Al MacInnis | 1 |
| Ken Houston | 4 | German Titov | 2 | Brian MacLellan | 1 |
| Robert Reichel | 4 | Carey Wilson | 2 | Marty McInnis | 1 |
| Rene Bourque | 3 | Mikael Backlund | 1 | Sean Monahan | 1 |
| Michael Cammalleri | 3 | Sam Bennett | 1 | David Moss | 1 |
| Johnny Gaudreau | 3 | Valeri Bure | 1 | Dana Murzyn | 1 |
| Curtis Glencross | 3 | Rey Comeau | 1 | Owen Nolan | 1 |
| Mark Hunter | 3 | Shean Donovan | 1 | Jim Peplinski | 1 |
| Bob MacMillan | 3 | Barry Gibbs | 1 | Jean Pronovost | 1 |
| Sergei Makarov | 3 | Bobby Gould | 1 | Paul Ranheim | 1 |
| Willi Plett | 3 | Dougie Hamilton | 1 | Mason Raymond | 1 |
| Ron Stern | 3 | Brett Hull | 1 | Paul Reinhart | 1 |
| Curt Bennett | 2 | Kristian Huselius | 1 | | |
| Ivan Boldirev | 2 | Mark Jankowski | 1 | | |

Includes four- and five-goal games.

ALL-TIME LEADERS

CONTINUED

MULTI-GOAL GAMES

| | | | | | |
|--------------------|----|-------------------|---|-------------------|---|
| Jarome Iginla | 94 | Michael Frolik | 4 | Denis Cyr | 1 |
| Theoren Fleury | 47 | Hilliard Graves | 4 | Nigel Dawes | 1 |
| Joe Nieuwendyk | 47 | Dougie Hamilton | 4 | Bobby Dollas | 1 |
| Lanny McDonald | 36 | Olli Jokinen | 4 | Shean Donovan | 1 |
| Guy Chouinard | 33 | Dean McAmmond | 4 | Hnat Domenichelli | 1 |
| Eric Vail | 33 | Keith McCreary | 4 | Ted Drury | 1 |
| Gary Roberts | 30 | Owen Nolan | 4 | Deryk Engelland | 1 |
| Kent Nilsson | 29 | Doug Risebrough | 4 | Kari Eloranta | 1 |
| Robert Reichel | 22 | Perry Berezan | 3 | Paul Fenton | 1 |
| Hakan Loob | 21 | Andrew Cassels | 3 | Andrew Ference | 1 |
| Tom Lysiak | 21 | Dave Gagner | 3 | Micheal Ferland | 1 |
| Joe Mullen | 18 | John Gould | 3 | Aaron Gavey | 1 |
| Willi Plett | 18 | Jamie Hislop | 3 | Markus Granlund | 1 |
| Michael Cammalleri | 16 | Phil Housley | 3 | Marc Habscheid | 1 |
| Johnny Gaudreau | 16 | Mark Jankowski | 3 | Niklas Hagman | 1 |
| Bob MacMillan | 16 | David Jones | 3 | Roman Hamrlik | 1 |
| Joel Otto | 15 | Brian MacLellan | 3 | Paul Henderson | 1 |
| Curt Bennett | 13 | Marty McInnis | 3 | Jonas Hoglund | 1 |
| Rene Bourque | 13 | Michael Nylander | 3 | Phil Housley | 1 |
| Ken Houston | 13 | Jean Pronovost | 3 | Cale Hulse | 1 |
| Kristian Huselius | 12 | Leon Rochefort | 3 | Tim Jackman | 1 |
| Daymond Langkow | 12 | Matt Stajan | 3 | Jim Jackson | 1 |
| Valeri Bure | 11 | Tony Amonte | 2 | Kari Jalonen | 1 |
| Rey Comeau | 11 | Brent Ashton | 2 | Ed Kea | 1 |
| Curtis Glencross | 11 | Ivan Boldirev | 2 | Kelly Kisio | 1 |
| Al MacInnis | 11 | Lance Bouma | 2 | Tom Kostopoulos | 1 |
| German Titov | 11 | Dustin Boyd | 2 | Paul Kruse | 1 |
| Doug Gilmour | 10 | T.J. Brodie | 2 | Dave Kryskow | 1 |
| Sergei Makarov | 10 | Roman Cervenka | 2 | Dan Labraaten | 1 |
| Sean Monahan | 10 | Chris Drury | 2 | Bobby Lalonde | 1 |
| Marc Savard | 10 | Bryan Hextall | 2 | Gary Leeman | 1 |
| Cory Stillman | 10 | Ernie Hicke | 2 | Jordan Leopold | 1 |
| Carey Wilson | 10 | Jiri Hrdina | 2 | Jocelyn Lemieux | 1 |
| Mikael Backlund | 9 | Tim Hunter | 2 | Dave Lowry | 1 |
| Craig Conroy | 9 | Josh Jooris | 2 | Jamie Lundmark | 1 |
| Kevin Lavalley | 9 | Sheldon Kennedy | 2 | Toni Lydman | 1 |
| Colin Patterson | 9 | Chuck Kobasew | 2 | Jamie Macoun | 1 |
| Jim Peplinski | 9 | Red Laurence | 2 | Randy Manery | 1 |
| Paul Ranheim | 9 | Gerry Meehan | 2 | Gary McAdam | 1 |
| Mel Bridgman | 8 | Brendan Morrison | 2 | Corey Millen | 1 |
| Mike Bullard | 8 | Dion Phaneuf | 2 | Derek Morris | 1 |
| Matthew Lombardi | 8 | Harold Phillipoff | 2 | Lew Morrison | 1 |
| Dan Quinn | 7 | Mason Raymond | 2 | Richard Mulhern | 1 |
| Paul Reinhart | 7 | Steve Reinprecht | 2 | Marty Murray | 1 |
| Larry Romanchych | 7 | Darcy Rota | 2 | Dana Murzyn | 1 |
| Gary Suter | 7 | Oleg Saprykin | 2 | Rob Niedermayer | 1 |
| Eddy Beers | 6 | Jeff Shantz | 2 | Marcus Nilson | 1 |
| Martin Gelinas | 6 | Bobby Simpson | 2 | Eric Nystrom | 1 |
| Brett Hull | 6 | Ron Stern | 2 | Michel Petit | 1 |
| David Moss | 6 | Steve Tambellini | 2 | Ronald Petrovicky | 1 |
| Matthew Tkachuk | 6 | Kris Versteeg | 2 | Wayne Primeau | 1 |
| Mike Eaves | 5 | Wes Walz | 2 | Pat Quinn | 1 |
| Mark Giordano | 5 | Dennis Wideman | 2 | Byron Ritchie | 1 |
| Jiri Hudler | 5 | Clarke Wilm | 2 | Kris Russell | 1 |
| Mark Hunter | 5 | Akim Aliu | 1 | Phil Russell | 1 |
| Richard Kromm | 5 | Paul Baxter | 1 | Chris Simon | 1 |
| Bob Leiter | 5 | Steve Begin | 1 | Martin St. Louis | 1 |
| Don Lever | 5 | Todd Bertuzzi | 1 | Lee Stempniak | 1 |
| John Stewart | 5 | Craig Berube | 1 | John Tonelli | 1 |
| Alex Tanguay | 5 | Paul Byron | 1 | Jason Weimer | 1 |
| Sam Bennett | 4 | Gino Cavallini | 1 | Jamie Wright | 1 |
| Steve Bozek | 4 | Chris Clark | 1 | C.J. Young | 1 |
| Bill Clement | 4 | Joe Colborne | 1 | Zarley Zalapski | 1 |
| Bill Flett | 4 | Rene Corbet | 1 | | |

ALL-TIME TOP SEASONS

MOST POINTS

| | | | | | | | | |
|-----|----------------|---------|----|--------------------|---------|----|-------------------|---------|
| 131 | Kent Nilsson | 1980-81 | 89 | Jarome Iginla | 2008-09 | 80 | Guy Chouinard | 1981-82 |
| 110 | Joe Mullen | 1988-89 | 88 | Robert Reichel | 1992-93 | | Kent Nilsson | 1983-84 |
| 108 | Bob MacMillan | 1978-79 | 87 | Joe Mullen | 1986-87 | 79 | Sergei Makarov | 1990-91 |
| 107 | Guy Chouinard | 1978-79 | 86 | Sergei Makarov | 1989-90 | | Gary Roberts | 1992-93 |
| 106 | Hakan Loob | 1987-88 | | Jarome Iginla | 2010-11 | 78 | Theoren Fleury | 1997-98 |
| 104 | Kent Nilsson | 1982-83 | 85 | Joe Mullen | 1987-88 | | Johnny Gaudreau | 2015-16 |
| | Theoren Fleury | 1990-91 | | Doug Gilmour | 1988-89 | 77 | Tom Lysiak | 1974-75 |
| 103 | Mike Bullard | 1987-88 | | Hakan Loob | 1988-89 | | Guy Chouinard | 1979-80 |
| | Al MacInnis | 1990-91 | | Joe Nieuwendyk | 1990-91 | | Al MacInnis | 1991-92 |
| 100 | Theoren Fleury | 1992-93 | | Theoren Fleury | 1993-94 | | Kristian Huselius | 2006-07 |
| 99 | Kent Nilsson | 1984-85 | 84 | Gary Roberts | 1993-94 | | Daymond Langkow | 2006-07 |
| 98 | Lanny McDonald | 1982-83 | | Johnny Gaudreau | 2017-18 | 76 | Al MacInnis | 1986-87 |
| | Jarome Iginla | 2007-08 | 83 | Eric Vail | 1978-79 | | Gary Suter | 1989-90 |
| 96 | Theoren Fleury | 1995-96 | | Guy Chouinard | 1980-81 | | Jiri Hudler | 2014-15 |
| | Jarome Iginla | 2001-02 | | Al MacInnis | 1987-88 | 75 | Mel Bridgman | 1981-82 |
| 95 | Joe Nieuwendyk | 1989-90 | 82 | Tom Lysiak | 1975-76 | | Paul Reinhart | 1982-83 |
| 94 | Jarome Iginla | 2006-07 | | Joe Nieuwendyk | 1988-89 | | Eddy Beers | 1983-84 |
| 93 | Kent Nilsson | 1979-80 | | Al MacInnis | 1993-94 | | Joe Nieuwendyk | 1992-93 |
| | Robert Reichel | 1993-94 | | Michael Cammalleri | 2008-09 | | Joe Nieuwendyk | 1993-94 |
| 92 | Joe Nieuwendyk | 1987-88 | 81 | Tom Lysiak | 1976-77 | | Valeri Bure | 1999-00 |
| 91 | Gary Suter | 1987-88 | | Doug Gilmour | 1990-91 | | Craig Conroy | 2001-02 |
| | Doug Gilmour | 1989-90 | | Gary Suter | 1992-93 | | | |
| 90 | Al MacInnis | 1989-90 | | Alex Tanguay | 2006-07 | | | |
| | Gary Roberts | 1991-92 | | | | | | |

MOST GOALS

| | | | | | | | | |
|----|----------------|---------|----|--------------------|---------|----|-----------------|---------|
| 66 | Lanny McDonald | 1982-83 | 39 | Eric Vail | 1974-75 | 32 | Eric Vail | 1976-77 |
| 53 | Gary Roberts | 1991-92 | | Gary Roberts | 1989-90 | | Kevin LaVallee | 1981-82 |
| 52 | Jarome Iginla | 2000-01 | | Jarome Iginla | 2006-07 | | Jarome Iginla | 2009-10 |
| 51 | Joe Nieuwendyk | 1987-88 | | Michael Cammalleri | 2008-09 | | Jarome Iginla | 2011-12 |
| | Joe Mullen | 1988-89 | 38 | Willi Plett | 1980-81 | 31 | Curt Bennett | 1974-75 |
| | Joe Nieuwendyk | 1988-89 | | Joe Nieuwendyk | 1992-93 | | Tom Lysiak | 1975-76 |
| | Theoren Fleury | 1990-91 | | Gary Roberts | 1992-93 | | Bob MacMillan | 1977-78 |
| 50 | Guy Chouinard | 1978-79 | 37 | Bob MacMillan | 1978-79 | | Guy Chouinard | 1979-80 |
| | Hakan Loob | 1987-88 | | Hakan Loob | 1984-85 | | Guy Chouinard | 1980-81 |
| | Jarome Iginla | 2007-08 | | Kent Nilsson | 1984-85 | | Kent Nilsson | 1983-84 |
| 49 | Kent Nilsson | 1980-81 | 36 | Eddy Beers | 1983-84 | | Hakan Loob | 1985-86 |
| 48 | Mike Bullard | 1987-88 | | Joe Mullen | 1989-90 | | Theoren Fleury | 1989-90 |
| 47 | Joe Mullen | 1986-87 | | Joe Nieuwendyk | 1993-94 | | Jarome Iginla | 2000-01 |
| 46 | Kent Nilsson | 1982-83 | 35 | Eric Vail | 1978-79 | | Jiri Hudler | 2014-15 |
| | Theoren Fleury | 1995-96 | | Valeri Bure | 1999-00 | | Sean Monahan | 2017-18 |
| 45 | Joe Nieuwendyk | 1989-90 | | Jarome Iginla | 2002-03 | 30 | Tom Lysiak | 1976-77 |
| | Joe Nieuwendyk | 1990-91 | | Jarome Iginla | 2005-06 | | Jim Peplinski | 1981-82 |
| 43 | Jarome Iginla | 2010-11 | | Jarome Iginla | 2008-09 | | Hakan Loob | 1983-84 |
| 41 | Gary Roberts | 1993-94 | 34 | Curt Bennett | 1975-76 | | Dan Quinn | 1985-86 |
| | Jarome Iginla | 2003-04 | | Lanny McDonald | 1981-82 | | Sergei Makarov | 1990-91 |
| 40 | Kent Nilsson | 1979-80 | | Theoren Fleury | 1992-93 | | Daymond Lankow | 2007-08 |
| | Joe Mullen | 1987-88 | | Kristian Huselius | 2006-07 | | Johnny Gaudreau | 2015-16 |
| | Robert Reichel | 1992-93 | 33 | Willi Plett | 1976-77 | | | |
| | Robert Reichel | 1993-94 | | Lanny McDonald | 1983-84 | | | |
| | Theoren Fleury | 1993-94 | | Theoren Fleury | 1991-92 | | | |
| | | | | Daymond Lankow | 2006-07 | | | |

ALL-TIME TOP SEASONS

CONTINUED

MOST ASSISTS

| | | | | | | | | |
|----|-----------------|---------|----|-------------------|---------|----|-----------------|---------|
| 82 | Kent Nilsson | 1980-81 | 57 | Guy Chouinard | 1978-79 | 50 | Gary Suter | 1985-86 |
| 75 | Al MacInnis | 1990-91 | | Guy Chouinard | 1981-82 | | Joe Nieuwendyk | 1989-90 |
| 71 | Bob MacMillan | 1978-79 | | Al MacInnis | 1985-86 | | Theoren Fleury | 1995-96 |
| 70 | Gary Suter | 1987-88 | | Al MacInnis | 1991-92 | 49 | Paul Reinhart | 1980-81 |
| 67 | Doug Gilmour | 1989-90 | 56 | Al MacInnis | 1986-87 | | Mel Bridgman | 1981-82 |
| 66 | Theoren Fleury | 1992-93 | | Hakan Loob | 1987-88 | | Kent Nilsson | 1983-84 |
| 62 | Kent Nilsson | 1984-85 | 55 | Mike Bullard | 1987-88 | | Gary Suter | 1988-89 |
| | Al MacInnis | 1989-90 | | Jarome Iginla | 2006-07 | | Sergei Makarov | 1990-91 |
| | Sergei Makarov | 1989-90 | 54 | Al MacInnis | 1993-94 | 48 | Eric Vail | 1978-79 |
| 61 | Doug Gilmour | 1990-91 | | Jarome Iginla | 2008-09 | | Paul Reinhart | 1981-82 |
| 60 | Gary Suter | 1989-90 | 53 | Kent Nilsson | 1979-80 | | Carey Wilson | 1984-85 |
| | Johnny Gaudreau | 2017-18 | | Paul Reinhart | 1986-87 | | Sergei Makarov | 1991-92 |
| 59 | Guy Chouinard | 1982-83 | | Theoren Fleury | 1990-91 | | Robert Reichel | 1992-93 |
| | Doug Gilmour | 1988-89 | | Robert Reichel | 1993-94 | | Craig Conroy | 2001-02 |
| | Joe Mullen | 1988-89 | 52 | Tom Lysiak | 1974-75 | | Jarome Iginla | 2007-08 |
| | Alex Tanguay | 2006-07 | | Guy Chouinard | 1980-81 | | Johnny Gaudreau | 2015-16 |
| 58 | Kent Nilsson | 1982-83 | | Al MacInnis | 1984-85 | | | |
| | Paul Reinhart | 1982-83 | 51 | Tom Lysiak | 1975-76 | | | |
| | Al MacInnis | 1987-88 | | Tom Lysiak | 1976-77 | | | |
| | Al MacInnis | 1988-89 | | Pekka Rautakallio | 1981-82 | | | |
| | Hakan Loob | 1988-89 | | Theoren Fleury | 1997-98 | | | |
| | Gary Suter | 1990-91 | | | | | | |
| | Gary Suter | 1992-93 | | | | | | |

MOST PENALTY MINUTES

| | | | | | | | | |
|-----|-----------------|---------|-----|----------------|---------|-----|----------------|---------|
| 375 | Tim Hunter | 1988-89 | 243 | Ron Stern | 1993-94 | 194 | Paul Baxter | 1985-86 |
| 361 | Tim Hunter | 1986-87 | 241 | Jim Peplinski | 1988-89 | | Mark Hunter | 1988-89 |
| 338 | Ron Stern | 1991-92 | 239 | Willi Plett | 1980-81 | 192 | Joel Otto | 1987-88 |
| 337 | Tim Hunter | 1987-88 | 234 | Jim Peplinski | 1987-88 | 188 | Joel Otto | 1985-86 |
| 291 | Tim Hunter | 1985-86 | 231 | Willi Plett | 1979-80 | 186 | Theoren Fleury | 1993-94 |
| 288 | Willi Plett | 1981-82 | 222 | Gary Roberts | 1989-90 | 185 | Joel Otto | 1986-87 |
| 282 | Gary Roberts | 1987-88 | 214 | Jim Peplinski | 1985-86 | | Paul Kruse | 1993-94 |
| 279 | Tim Hunter | 1989-90 | 213 | Willi Plett | 1978-79 | 183 | Joel Otto | 1990-91 |
| 271 | Neil Sheehy | 1985-86 | | Joel Otto | 1988-89 | 182 | Paul Baxter | 1983-84 |
| 259 | Tim Hunter | 1984-85 | 209 | Craig Berube | 1992-93 | | Dion Phaneuf | 2007-08 |
| 252 | Gary Roberts | 1990-91 | 208 | Todd Simpson | 1996-97 | 181 | Jim Peplinski | 1986-87 |
| 250 | Gary Roberts | 1988-89 | 207 | Gary Roberts | 1991-92 | | | |
| | Chris Simon | 2003-04 | | Ron Stern | 1992-93 | | | |
| 247 | Krzysztof Oliwa | 2003-04 | 197 | Theoren Fleury | 1997-98 | | | |

ALL-TIME TOP SEASONS

CONTINUED

MOST WINS

| | | | | | | | | |
|----|------------------|---------|----|------------------|---------|----|----------------|---------|
| 45 | Miikka Kiprusoff | 2008-09 | 29 | Rejean Lemelin | 1985-86 | | Trevor Kidd | 1996-97 |
| 42 | Miikka Kiprusoff | 2005-06 | | Michael Vernon | 1992-93 | 20 | Dan Bouchard | 1974-75 |
| 40 | Miikka Kiprusoff | 2006-07 | 27 | Roman Turek | 2002-03 | 19 | Dan Bouchard | 1973-74 |
| 39 | Michael Vernon | 1987-88 | 26 | Michael Vernon | 1993-94 | | Dan Bouchard | 1975-76 |
| | Miikka Kiprusoff | 2007-08 | | Jonas Hiller | 2014-15 | | Dan Bouchard | 1979-80 |
| 37 | Michael Vernon | 1988-89 | 25 | Dan Bouchard | 1977-78 | | Pat Riggin | 1981-82 |
| | Miikka Kiprusoff | 2010-11 | | Fred Brathwaite | 1999-00 | | Rick Tabaracci | 1995-96 |
| 35 | Miikka Kiprusoff | 2009-10 | | Mike Smith | 2017-18 | | | |
| | Miikka Kiprusoff | 2011-12 | 24 | Michael Vernon | 1991-92 | | | |
| 32 | Dan Bouchard | 1978-79 | | Miikka Kiprusoff | 2003-04 | | | |
| 31 | Michael Vernon | 1990-91 | 23 | Dan Bouchard | 1979-80 | | | |
| 30 | Rejean Lemelin | 1984-85 | | Michael Vernon | 1989-90 | | | |
| | Michael Vernon | 1986-87 | 22 | Trevor Kidd | 1994-95 | | | |
| | Roman Turek | 2001-02 | 21 | Pat Riggin | 1980-81 | | | |
| | | | | Rejean Lemelin | 1983-84 | | | |

MOST LOSSES

| | | | | | |
|----|------------------|---------|----|------------------|---------|
| 30 | Michael Vernon | 1991-92 | 22 | Rick Tabaracci | 1997-98 |
| 29 | Roman Turek | 2002-03 | | Miikka Kiprusoff | 2011-12 |
| 28 | Roman Turek | 2001-02 | | Mike Smith | 2017-18 |
| | Miikka Kiprusoff | 2009-10 | 21 | Dan Bouchard | 1978-79 |
| 26 | Michael Vernon | 1992-93 | | Michael Vernon | 1986-87 |
| | Miikka Kiprusoff | 2007-08 | | Trevor Kidd | 1995-96 |
| 25 | Fred Brathwaite | 1999-00 | 20 | Miikka Kiprusoff | 2005-06 |
| 24 | Rejean Lemelin | 1985-86 | 19 | Dan Bouchard | 1979-80 |
| | Miikka Kiprusoff | 2006-07 | | Pat Riggin | 1981-82 |
| | Miikka Kiprusoff | 2008-09 | | Don Edwards | 1983-84 |
| | Miikka Kiprusoff | 2010-11 | | Michael Vernon | 1990-91 |
| 23 | Phil Myre | 1972-73 | | Jonas Hiller | 2014-15 |
| | Trevor Kidd | 1996-97 | | | |
| | Michael Vernon | 2000-01 | | | |

FLAMES CAREER SCORING

| PLAYER | GP | G | A | PTS | PIM |
|------------------------|------|-----|-----|------|------|
| 1 Iginla, Jarome | 1219 | 525 | 570 | 1095 | 831 |
| 2 Fleury, Theoren | 791 | 364 | 466 | 830 | 1339 |
| 3 MacInnis, Al | 803 | 213 | 609 | 822 | 944 |
| 4 Nieuwendyk, Joe | 577 | 314 | 302 | 616 | 330 |
| 5 Suter, Gary | 617 | 128 | 437 | 565 | 872 |
| 6 Nilsson, Kent | 425 | 229 | 333 | 562 | 90 |
| 7 Chouinard, Guy | 514 | 193 | 336 | 529 | 110 |
| 8 Roberts, Gary | 585 | 257 | 248 | 505 | 1736 |
| 9 Vail, Eric | 539 | 206 | 246 | 452 | 246 |
| 10 Reinhart, Paul | 517 | 109 | 335 | 444 | 203 |
| 11 Lysiak, Tom | 445 | 155 | 276 | 431 | 329 |
| 12 Loob, Hakan | 450 | 193 | 236 | 429 | 189 |
| 13 Otto, Joel | 730 | 167 | 261 | 428 | 1642 |
| 14 Peplinski, Jim | 711 | 161 | 263 | 424 | 1467 |
| 15 McDonald, Lanny | 492 | 215 | 191 | 406 | 408 |
| 16 Mullen, Joe | 345 | 190 | 198 | 388 | 95 |
| 17 Giordano, Mark | 755 | 112 | 266 | 378 | 642 |
| 18 Reichel, Robert | 425 | 153 | 201 | 354 | 217 |
| 19 Conroy, Craig | 507 | 97 | 211 | 308 | 276 |
| 20 Plett, Willi | 452 | 150 | 149 | 299 | 1267 |
| T-21 MacMillan, Bob | 308 | 122 | 173 | 295 | 111 |
| T-21 Gilmour, Doug | 266 | 81 | 214 | 295 | 286 |
| 23 Makarov, Sergei | 297 | 94 | 198 | 292 | 199 |
| T-24 Langkow, Daymond | 392 | 123 | 165 | 288 | 159 |
| T-24 Gaudreau, Johnny | 312 | 97 | 191 | 288 | 64 |
| 26 Tanguay, Alex | 342 | 86 | 198 | 284 | 166 |
| 27 Monahan, Sean | 393 | 138 | 143 | 281 | 82 |
| T-28 Houston, Ken | 462 | 128 | 145 | 273 | 516 |
| T-28 Backlund, Mikael | 543 | 108 | 165 | 273 | 257 |
| 30 Bennett, Curt | 405 | 126 | 140 | 266 | 190 |
| 31 Wilson, Carey | 355 | 102 | 161 | 263 | 160 |
| 32 Macoun, Jamie | 586 | 62 | 184 | 246 | 664 |
| 33 Glencross, Curtis | 418 | 114 | 128 | 242 | 290 |
| 34 Housley, Phil | 328 | 50 | 188 | 238 | 140 |
| 35 Stillman, Cory | 393 | 109 | 126 | 235 | 192 |
| 36 Titov, German | 345 | 107 | 121 | 228 | 142 |
| T-36 Phaneuf, Dion | 378 | 75 | 153 | 228 | 522 |
| 38 Clement, Bill | 444 | 85 | 139 | 224 | 197 |
| 39 Comeau, Rey | 468 | 88 | 126 | 214 | 153 |
| 40 Brodie, T.J. | 491 | 35 | 178 | 213 | 134 |
| 41 Ranheim, Paul | 354 | 94 | 100 | 194 | 105 |
| T-42 Bure, Valeri | 256 | 93 | 99 | 192 | 100 |
| T-42 Beers, Eddy | 226 | 87 | 105 | 192 | 232 |
| T-42 Hudler, Jiri | 248 | 68 | 124 | 192 | 69 |
| 45 Quinn, Dan | 222 | 72 | 119 | 191 | 100 |
| 46 Stajan, Matt | 558 | 59 | 131 | 190 | 279 |
| 47 Patterson, Colin | 416 | 88 | 99 | 187 | 187 |
| 48 Huselius, Kristian | 216 | 74 | 108 | 182 | 102 |
| 49 Cammalleri, Michael | 216 | 89 | 89 | 178 | 111 |
| 50 Manery, Randy | 377 | 30 | 142 | 172 | 242 |
| 51 Risebrough, Doug | 247 | 68 | 101 | 169 | 583 |
| 52 Lombardi, Matthew | 347 | 65 | 102 | 167 | 225 |
| 53 Jokinen, Olli | 236 | 59 | 106 | 165 | 169 |
| 54 Bourque, Rene | 249 | 88 | 76 | 164 | 241 |

| PLAYER | GP | G | A | PTS | PIM |
|--------------------------|-----|----|-----|-----|------|
| T-55 Romanchych, Larry | 288 | 68 | 95 | 163 | 100 |
| T-55 Morris, Derek | 343 | 34 | 129 | 163 | 385 |
| T-55 Regehr, Robyn | 827 | 29 | 134 | 163 | 802 |
| 58 Bullard, Mike | 136 | 76 | 81 | 157 | 102 |
| T-59 Savard, Marc | 221 | 60 | 94 | 154 | 158 |
| T-59 Rautakallio, Pekka | 235 | 33 | 121 | 154 | 122 |
| 61 Leiter, Bobby | 234 | 64 | 81 | 145 | 41 |
| 62 Bozek, Steve | 261 | 64 | 79 | 143 | 80 |
| 63 Hamilton, Dougie | 245 | 42 | 95 | 137 | 174 |
| 64 Wideman, Dennis | 280 | 32 | 104 | 136 | 126 |
| 65 Russell, Phil | 322 | 29 | 103 | 132 | 469 |
| 66 LaVallee, Kevin | 212 | 66 | 65 | 131 | 63 |
| T-67 Stern, Ron | 396 | 59 | 66 | 125 | 1288 |
| T-67 Bridgman, Mel | 142 | 45 | 80 | 125 | 197 |
| 69 Moss, David | 317 | 61 | 63 | 124 | 94 |
| 70 Tonelli, John | 161 | 40 | 76 | 116 | 164 |
| 71 Kea, Ed | 316 | 22 | 92 | 114 | 283 |
| 72 Pronovost, Jean | 155 | 52 | 58 | 110 | 42 |
| T-73 Hunter, Tim | 545 | 49 | 59 | 108 | 2405 |
| T-73 Nylander, Michael | 168 | 34 | 74 | 108 | 54 |
| T-73 Eloranta, Kari | 255 | 12 | 96 | 108 | 149 |
| 76 Lever, Don | 113 | 48 | 58 | 106 | 66 |
| 77 Kromm, Richard | 189 | 43 | 61 | 104 | 90 |
| 78 Richard, Jacques | 215 | 57 | 46 | 103 | 108 |
| T-79 Frolik, Michael | 216 | 42 | 59 | 101 | 108 |
| T-79 Konroyd, Steve | 350 | 18 | 83 | 101 | 386 |
| 81 Colborne, Joe | 217 | 37 | 63 | 100 | 104 |
| T-82 McCreary, Keith | 231 | 49 | 50 | 99 | 91 |
| T-82 Quinn, Pat | 374 | 12 | 87 | 99 | 555 |
| 84 Hislop, Jamie | 215 | 37 | 61 | 98 | 65 |
| T-85 Tkachuk, Matthew | 144 | 37 | 60 | 97 | 166 |
| T-85 Bouwmeester, Jay | 279 | 18 | 79 | 97 | 134 |
| 87 Yelle, Stephane | 339 | 31 | 65 | 96 | 174 |
| T-88 Lalonde, Bobby | 155 | 38 | 56 | 94 | 54 |
| T-88 Hrdina, Jiri | 157 | 36 | 58 | 94 | 63 |
| T-90 Eaves, Mike | 117 | 28 | 65 | 93 | 30 |
| T-90 Lydman, Toni | 289 | 19 | 74 | 93 | 140 |
| 92 Mulhern, Richard | 207 | 25 | 67 | 92 | 153 |
| 93 Graves, Hilliard | 172 | 37 | 54 | 91 | 63 |
| 94 Ecclestone, Tim | 220 | 28 | 62 | 90 | 92 |
| T-95 Bennett, Sam | 241 | 42 | 47 | 89 | 171 |
| T-95 Ferland, Micheal | 250 | 42 | 47 | 89 | 135 |
| 97 Gelinias, Martin | 157 | 38 | 49 | 87 | 121 |
| 98 Shantz, Jeff | 256 | 33 | 53 | 86 | 151 |
| 99 Gould, John | 194 | 35 | 50 | 85 | 47 |
| T-100 Stempniak, Lee | 160 | 31 | 52 | 83 | 56 |
| T-100 McCrimmon, Brad | 231 | 16 | 67 | 83 | 274 |
| T-102 McAmmond, Dean | 137 | 38 | 43 | 81 | 78 |
| T-102 Cassels, Andrew | 151 | 29 | 52 | 81 | 50 |
| T-104 Phillipoff, Harold | 118 | 26 | 53 | 79 | 241 |
| T-104 Murdoch, Bob | 262 | 16 | 63 | 79 | 202 |
| 106 Russell, Kris | 198 | 15 | 63 | 78 | 40 |
| 107 Shand, Dave | 288 | 14 | 63 | 77 | 324 |
| T-108 Saprykin, Oleg | 187 | 29 | 47 | 76 | 132 |

FLAMES CAREER SCORING

CONTINUED

| PLAYER | GP | G | A | PTS | PIM |
|----------------------------------|-----|----|----|-----|-----|
| T-108 Zalapski, Zarley | 178 | 21 | 55 | 76 | 220 |
| 110 Chiasson, Steve | 168 | 15 | 59 | 74 | 133 |
| T-111 Berezan, Perry | 152 | 31 | 42 | 73 | 154 |
| T-111 Wilm, Clarke | 303 | 31 | 42 | 73 | 250 |
| 113 Amonte, Tony | 161 | 24 | 48 | 72 | 83 |
| T-114 Clark, Chris | 278 | 35 | 36 | 71 | 363 |
| T-114 Kobasew, Chuck | 210 | 34 | 37 | 71 | 160 |
| T-114 Leopold, Jordan | 233 | 16 | 55 | 71 | 110 |
| T-114 Albelin, Tommy | 339 | 12 | 59 | 71 | 92 |
| T-118 MacLellan, Brian | 134 | 35 | 35 | 70 | 95 |
| T-118 Patrick, James | 217 | 14 | 56 | 70 | 82 |
| T-120 Lowry, Dave | 193 | 31 | 38 | 69 | 131 |
| T-120 Aucoin, Adrian | 157 | 20 | 49 | 69 | 83 |
| 122 Gibbs, Barry | 208 | 13 | 55 | 68 | 218 |
| T-123 Stewart, John | 142 | 35 | 32 | 67 | 71 |
| T-123 Bouma, Lance | 304 | 27 | 40 | 67 | 174 |
| 125 Wiemer, Jason | 252 | 34 | 32 | 66 | 567 |
| 126 Donovan, Shean | 175 | 28 | 37 | 65 | 161 |
| 127 Hamrlik, Roman | 126 | 14 | 50 | 64 | 144 |
| T-128 Musil, Frank | 335 | 18 | 45 | 63 | 505 |
| T-128 FERENCE, Andrew | 224 | 10 | 53 | 63 | 210 |
| T-130 Jones, David | 174 | 32 | 30 | 62 | 38 |
| T-130 Nattress, Ric | 226 | 9 | 53 | 62 | 204 |
| T-132 Hunter, Mark | 133 | 34 | 26 | 60 | 358 |
| T-132 Gagner, Dave | 82 | 27 | 33 | 60 | 48 |
| 134 Sarich, Cory | 379 | 10 | 49 | 59 | 462 |
| T-135 Reinprecht, Steve | 96 | 17 | 41 | 58 | 28 |
| T-135 Gauthier, Denis | 384 | 13 | 45 | 58 | 515 |
| 137 Boyd, Dustin | 192 | 28 | 29 | 57 | 35 |
| T-138 Walz, Wes | 92 | 17 | 39 | 56 | 27 |
| T-138 Yawney, Trent | 274 | 11 | 45 | 56 | 368 |
| T-140 McCarthy, Sandy | 276 | 30 | 25 | 55 | 730 |
| T-140 Murzyn, Dana | 201 | 16 | 39 | 55 | 404 |
| T-140 Baxter, Paul | 209 | 16 | 39 | 55 | 568 |
| T-143 Tambellini, Steve | 120 | 34 | 20 | 54 | 20 |
| T-143 Boldirev, Ivan | 65 | 22 | 32 | 54 | 26 |
| T-143 Morrison, Brendan | 94 | 13 | 41 | 54 | 22 |
| T-146 Kruse, Paul | 246 | 24 | 29 | 53 | 614 |
| T-146 Drury, Chris | 80 | 23 | 30 | 53 | 33 |
| T-146 McInnis, Marty | 91 | 23 | 30 | 53 | 42 |
| T-146 Hulse, Cale | 277 | 10 | 43 | 53 | 449 |
| 150 Hull, Brett | 57 | 27 | 24 | 51 | 12 |
| T-151 Hoglund, Jonas | 118 | 25 | 24 | 49 | 28 |
| T-151 Rochefort, Leon | 110 | 19 | 30 | 49 | 23 |
| T-153 Flett, Bill | 102 | 27 | 21 | 48 | 36 |
| T-153 St. Sauveur, Claude | 79 | 24 | 24 | 48 | 23 |
| T-153 Sullivan, Mike | 205 | 20 | 28 | 48 | 54 |
| T-153 Lemieux, Jean | 140 | 10 | 38 | 48 | 35 |
| T-153 Petit, Michel | 134 | 8 | 40 | 48 | 243 |
| T-158 Brouwer, Troy | 150 | 19 | 28 | 47 | 84 |
| T-158 Sheehy, Neil | 222 | 13 | 34 | 47 | 725 |
| T-160 Byron, Paul | 130 | 16 | 30 | 46 | 39 |
| T-160 Nazarov, Andrei | 112 | 15 | 31 | 46 | 108 |
| T-160 Bourgeois, Charles | 162 | 12 | 34 | 46 | 430 |

| PLAYER | GP | G | A | PTS | PIM |
|----------------------------------|-----|----|----|-----|-----|
| T-163 Versteeg, Kris | 93 | 18 | 27 | 45 | 52 |
| T-163 Jackson, Jim | 107 | 15 | 30 | 45 | 20 |
| T-163 Price, Noel | 199 | 5 | 40 | 45 | 160 |
| T-166 Harvey, Buster | 80 | 17 | 27 | 44 | 16 |
| T-166 Bertuzzi, Todd | 66 | 15 | 29 | 44 | 74 |
| T-166 Marsh, Brad | 257 | 3 | 41 | 44 | 317 |
| T-169 Domenichelli, Hnat | 96 | 20 | 23 | 43 | 31 |
| T-169 Ribble, Pat | 203 | 12 | 31 | 43 | 188 |
| T-171 Nilson, Marcus | 194 | 19 | 23 | 42 | 77 |
| T-171 Hagman, Niklas | 106 | 17 | 25 | 42 | 28 |
| T-171 Johansson, Roger | 150 | 8 | 34 | 42 | 157 |
| T-174 Simpson, Bobby | 127 | 23 | 18 | 41 | 94 |
| T-174 Kisio, Kelly | 63 | 14 | 27 | 41 | 34 |
| T-174 Meehan, Gerry | 62 | 11 | 30 | 41 | 8 |
| T-177 Hextall, Bryan | 114 | 20 | 20 | 40 | 117 |
| T-177 Ward, Ed | 215 | 16 | 24 | 40 | 284 |
| T-177 Kryskow, Dave | 79 | 15 | 25 | 40 | 65 |
| T-177 Millen, Corey | 92 | 15 | 25 | 40 | 42 |
| T-181 Nystrom, Eric | 204 | 19 | 20 | 39 | 191 |
| T-181 Lundmark, Jamie | 99 | 16 | 23 | 39 | 72 |
| T-181 Engelland, Deryk | 226 | 9 | 30 | 39 | 192 |
| T-181 Butler, Chris | 194 | 5 | 34 | 39 | 92 |
| T-185 Hindmarch, Dave | 98 | 21 | 17 | 38 | 25 |
| T-185 Labraaten, Dan | 70 | 19 | 19 | 38 | 19 |
| T-185 Niedermayer, Rob | 111 | 14 | 24 | 38 | 91 |
| T-185 Babchuk, Anton | 104 | 10 | 28 | 38 | 26 |
| T-189 Josh Jooris | 119 | 16 | 21 | 37 | 55 |
| T-189 Hicke, Ernie | 58 | 14 | 23 | 37 | 37 |
| T-189 Warrener, Rhett | 231 | 11 | 26 | 37 | 239 |
| 192 Jackman, Tim | 209 | 13 | 23 | 36 | 297 |
| 193 Matteau, Stephane | 82 | 16 | 19 | 35 | 112 |
| T-194 Laurence, Red | 59 | 14 | 20 | 34 | 6 |
| T-194 Kravchuk, Igor | 115 | 4 | 30 | 34 | 23 |
| T-194 Vernon, Michael (G) | 526 | 0 | 34 | 34 | 192 |
| 197 Unger, Garry | 79 | 17 | 16 | 33 | 39 |
| T-198 Rota, Darcy | 57 | 19 | 13 | 32 | 70 |
| T-198 Dawes, Nigel | 66 | 14 | 18 | 32 | 18 |
| T-200 Cavallini, Gino | 54 | 13 | 17 | 30 | 40 |
| T-200 Lindsay, Bill | 132 | 9 | 21 | 30 | 183 |
| T-200 Simpson, Todd | 214 | 4 | 26 | 30 | 500 |
| T-203 Cyr, Denis | 66 | 14 | 15 | 29 | 13 |
| T-203 Bradley, Brian | 45 | 10 | 19 | 29 | 16 |
| T-203 Dahl, Kevin | 179 | 7 | 22 | 29 | 149 |
| T-206 Raymond, Mason | 86 | 16 | 12 | 28 | 16 |
| T-206 Granlund, Markus | 86 | 14 | 14 | 28 | 24 |
| T-206 Lindberg, Chris | 79 | 11 | 17 | 28 | 35 |
| T-206 Baertschi, Sven | 61 | 8 | 20 | 28 | 22 |
| T-210 Nichol, Scott | 128 | 13 | 14 | 27 | 256 |
| T-210 McAdam, Gary | 46 | 12 | 15 | 27 | 18 |
| T-210 Simon, Chris | 85 | 11 | 16 | 27 | 119 |
| T-210 Berube, Craig | 234 | 10 | 17 | 27 | 628 |
| T-214 Begin, Steve | 159 | 15 | 11 | 26 | 214 |
| T-214 Kostopoulos, Tom | 140 | 11 | 15 | 26 | 101 |
| T-214 Parady, Adam | 147 | 4 | 22 | 26 | 141 |

FLAMES CAREER SCORING

CONTINUED

| PLAYER | GP | G | A | PTS | PIM |
|---------------------------|-----|----|----|-----|-----|
| T-214 Keczmer, Dan | 98 | 3 | 23 | 26 | 72 |
| T-218 Jankowski, Mark | 73 | 17 | 8 | 25 | 33 |
| T-218 Kennedy, Sheldon | 71 | 10 | 15 | 25 | 81 |
| T-218 MacMillan, Bill | 78 | 10 | 15 | 25 | 52 |
| T-221 Chiasson, Alex | 81 | 12 | 12 | 24 | 46 |
| T-221 Carriere, Larry | 100 | 6 | 18 | 24 | 112 |
| T-223 Leeman, Gary | 59 | 11 | 12 | 23 | 37 |
| T-223 Corbet, Rene | 68 | 9 | 14 | 23 | 70 |
| T-223 Boughner, Bob | 148 | 5 | 18 | 23 | 293 |
| T-223 Ramage, Rob | 80 | 4 | 19 | 23 | 193 |
| T-227 Comeau, Blake | 91 | 9 | 13 | 22 | 38 |
| T-227 Dahlquist, Chris | 151 | 4 | 18 | 22 | 118 |
| T-229 Gavey, Aaron | 67 | 9 | 12 | 21 | 58 |
| T-229 Petrovicky, Ronald | 107 | 9 | 12 | 21 | 139 |
| T-229 Bouchard, Joel | 126 | 9 | 12 | 21 | 106 |
| T-229 Primeau, Wayne | 94 | 6 | 15 | 21 | 76 |
| T-229 Hathaway, Garnet | 99 | 5 | 16 | 21 | 163 |
| T-229 Smith, Steve | 102 | 1 | 20 | 21 | 139 |
| T-235 Ritchie, Byron | 109 | 12 | 8 | 20 | 137 |
| T-235 Hlushko, Todd | 76 | 7 | 13 | 20 | 84 |
| T-235 Wright, Jamie | 63 | 6 | 14 | 20 | 32 |
| T-235 St. Louis, Martin | 69 | 4 | 16 | 20 | 32 |
| T-235 Zaharko, Miles | 71 | 1 | 19 | 20 | 26 |
| T-240 Cowan, Jeff | 83 | 14 | 5 | 19 | 130 |
| T-240 McDonough, Al | 35 | 10 | 9 | 19 | 15 |
| T-240 Ashton, Brent | 32 | 8 | 11 | 19 | 41 |
| T-240 Sweeney, Tim | 53 | 8 | 11 | 19 | 12 |
| T-240 Glynn, Brian | 68 | 5 | 14 | 19 | 87 |
| T-245 Redmond, Dick | 42 | 7 | 11 | 18 | 16 |
| T-245 Habscheid, Marc | 46 | 7 | 11 | 18 | 42 |
| T-245 Torgaev, Pavel | 50 | 6 | 12 | 18 | 18 |
| T-245 White, Ian | 43 | 6 | 12 | 18 | 18 |
| T-245 Horak, Roman | 81 | 5 | 13 | 18 | 16 |
| T-245 Eriksson, Anders | 61 | 1 | 17 | 18 | 36 |
| T-251 Cervenka, Roman | 39 | 9 | 8 | 17 | 14 |
| T-251 Christoff, Steve | 45 | 9 | 8 | 17 | 62 |
| T-251 Galiardi, T.J. | 62 | 4 | 13 | 17 | 21 |
| T-254 Forslund, Tomas | 44 | 5 | 11 | 16 | 12 |
| T-254 Stone, Michael | 101 | 5 | 11 | 16 | 48 |
| T-254 Huscroft, Jamie | 109 | 3 | 13 | 16 | 279 |
| T-254 Racine, Yves | 46 | 1 | 15 | 16 | 24 |
| T-254 Bouchard, Dan (G) | 398 | 0 | 16 | 16 | 146 |
| T-259 Jalonen, Kari | 34 | 9 | 6 | 15 | 4 |
| T-259 McGrattan, Brian | 137 | 8 | 7 | 15 | 239 |
| T-259 Dubinsky, Steve | 84 | 4 | 11 | 15 | 18 |
| T-259 Lazar, Curtis | 69 | 3 | 12 | 15 | 23 |
| T-259 Fox, Greg | 80 | 1 | 14 | 15 | 95 |
| T-259 Lemelin, Rejean (G) | 324 | 0 | 15 | 15 | 53 |
| T-265 Mocosak, Carl | 42 | 7 | 7 | 14 | 87 |
| T-265 Evason, Dean | 67 | 7 | 7 | 14 | 38 |
| T-265 Dowd, Jim | 48 | 6 | 8 | 14 | 12 |
| T-265 Dunn, Richie | 80 | 3 | 11 | 14 | 47 |
| T-269 Henderson, Paul | 30 | 7 | 6 | 13 | 6 |
| T-269 Arnason, Chuck | 33 | 7 | 6 | 13 | 13 |

| PLAYER | GP | G | A | PTS | PIM |
|-----------------------------|-----|---|----|-----|-----|
| T-269 McCarty, Darren | 99 | 7 | 6 | 13 | 175 |
| T-269 DeGray, Dale | 28 | 6 | 7 | 13 | 29 |
| T-269 Staios, Steve | 57 | 4 | 9 | 13 | 40 |
| T-269 Allison, Jamie | 101 | 3 | 10 | 13 | 163 |
| T-269 O'Sullivan, Chris | 49 | 2 | 11 | 13 | 14 |
| T-269 Plager, Bill | 76 | 2 | 11 | 13 | 92 |
| T-269 Smith, Derek | 83 | 2 | 11 | 13 | 24 |
| T-278 Friesen, Jeff | 72 | 6 | 6 | 12 | 34 |
| T-278 Fenton, Paul | 31 | 5 | 7 | 12 | 10 |
| T-278 Drury, Ted | 34 | 5 | 7 | 12 | 26 |
| T-278 Wilson, Bert | 50 | 5 | 7 | 12 | 94 |
| T-278 Buzek, Petr | 76 | 4 | 8 | 12 | 28 |
| T-278 Bialowas, Dwight | 48 | 3 | 9 | 12 | 22 |
| T-278 Sloan, Blake | 74 | 2 | 10 | 12 | 32 |
| T-278 Hannan, Scott | 78 | 2 | 10 | 12 | 38 |
| T-278 Jokipakka, Jyrki | 56 | 1 | 11 | 12 | 20 |
| T-287 Smith, Brad | 49 | 7 | 4 | 11 | 69 |
| T-287 Kotalik, Ales | 52 | 7 | 4 | 11 | 37 |
| T-287 Paslawski, Greg | 28 | 6 | 5 | 11 | 2 |
| T-287 Tkaczuk, Daniel | 19 | 4 | 7 | 11 | 14 |
| T-287 Carr, Gene | 30 | 3 | 8 | 11 | 6 |
| T-287 Priakin, Sergei | 46 | 3 | 8 | 11 | 2 |
| T-287 Kulak, Brett | 101 | 2 | 9 | 11 | 41 |
| T-287 Krivokrasov, Sergei | 12 | 1 | 10 | 11 | 4 |
| T-287 Picard, Noel | 57 | 1 | 10 | 11 | 53 |
| T-287 Hamonic, Travis | 74 | 1 | 10 | 11 | 79 |
| T-297 Meredith, Greg | 36 | 6 | 4 | 10 | 8 |
| T-297 Setoguchi, Devin | 19 | 3 | 7 | 10 | 4 |
| T-297 Johansson, Andreas | 28 | 3 | 7 | 10 | 14 |
| T-297 Dollas, Bobby | 49 | 3 | 7 | 10 | 28 |
| T-297 Kyte, Jim | 63 | 0 | 10 | 10 | 260 |
| T-297 Turek, Roman (G) | 152 | 0 | 10 | 10 | 18 |
| T-297 Kiprusoff, Miikka (G) | 576 | 0 | 10 | 10 | 43 |
| T-304 Fotiu, Nick | 51 | 5 | 4 | 9 | 166 |
| T-304 Lapointe, Claude | 32 | 4 | 5 | 9 | 20 |
| T-304 Johansson, Mathias | 46 | 4 | 5 | 9 | 12 |
| T-304 Montador, Steve | 94 | 4 | 5 | 9 | 201 |
| T-304 Gratton, Norm | 29 | 3 | 6 | 9 | 12 |
| T-304 McKendry, Alex | 36 | 3 | 6 | 9 | 19 |
| T-304 Brown, Arnie | 63 | 3 | 6 | 9 | 46 |
| T-304 Murray, Bob | 104 | 3 | 6 | 9 | 56 |
| T-304 Bollig, Brandon | 116 | 3 | 6 | 9 | 191 |
| T-304 Stiles, Tony | 30 | 2 | 7 | 9 | 20 |
| T-304 Osiecki, Mark | 50 | 2 | 7 | 9 | 24 |
| T-304 Shannon, Darryl | 27 | 1 | 8 | 9 | 22 |
| T-304 Vandermeer, Jim | 67 | 1 | 8 | 9 | 149 |
| T-304 Paradise, Bob | 89 | 1 | 8 | 9 | 116 |
| T-304 Kidd, Trevor (G) | 178 | 0 | 9 | 9 | 12 |
| T-319 Deadmarsh, Butch | 61 | 7 | 1 | 8 | 97 |
| T-319 Lemieux, Jocelyn | 20 | 4 | 4 | 8 | 10 |
| T-319 Nieminen, Ville | 19 | 3 | 5 | 8 | 18 |
| T-319 Godynyuk, Alexander | 33 | 3 | 5 | 8 | 23 |
| T-319 Betts, Blair | 35 | 3 | 5 | 8 | 12 |
| T-324 Westgarth, Kevin | 48 | 4 | 3 | 7 | 68 |

FLAMES CAREER SCORING

CONTINUED

| PLAYER | GP | G | A | PTS | PIM |
|-----------------------------|-----|---|---|-----|-----|
| T-324 Jones, Blair | 50 | 3 | 4 | 7 | 39 |
| T-324 Courteau, Yves | 18 | 2 | 5 | 7 | 4 |
| T-324 Bergqvist, Jonas | 22 | 2 | 5 | 7 | 10 |
| T-324 Werenka, Brad | 45 | 2 | 5 | 7 | 37 |
| T-324 Prust, Brandon | 78 | 2 | 5 | 7 | 202 |
| T-324 Jagr, Jaromir | 22 | 1 | 6 | 7 | 10 |
| T-324 Schlegel, Brad | 26 | 1 | 6 | 7 | 4 |
| T-324 Smid, Ladislav | 109 | 1 | 6 | 7 | 81 |
| T-324 Guy, Kevan | 42 | 0 | 7 | 7 | 33 |
| T-334 Murray, Marty | 26 | 3 | 3 | 6 | 6 |
| T-334 Roche, Dave | 38 | 3 | 3 | 6 | 49 |
| T-334 Dingman, Chris | 72 | 3 | 3 | 6 | 166 |
| T-334 Skrudland, Brian | 16 | 2 | 4 | 6 | 10 |
| T-334 Viitakoski, Vesa | 23 | 2 | 4 | 6 | 8 |
| T-334 Harris, Ron | 24 | 2 | 4 | 6 | 8 |
| T-334 Green, Josh | 36 | 2 | 4 | 6 | 24 |
| T-334 Gratton, Benoit | 24 | 1 | 5 | 6 | 24 |
| T-334 Mayers, Jamal | 27 | 1 | 5 | 6 | 53 |
| T-334 Churla, Shane | 34 | 1 | 5 | 6 | 158 |
| T-334 Simard, Martin | 37 | 1 | 5 | 6 | 172 |
| T-334 Sjostrom, Fredrik | 46 | 1 | 5 | 6 | 8 |
| T-334 Zyuzin, Andrei | 49 | 1 | 5 | 6 | 30 |
| T-334 Riggins, Pat (G) | 119 | 0 | 6 | 6 | 11 |
| T-348 MacDonald, Craig | 25 | 3 | 2 | 5 | 8 |
| T-348 Young, C.J. | 28 | 3 | 2 | 5 | 20 |
| T-348 Hamilton, Freddie | 38 | 3 | 2 | 5 | 10 |
| T-348 Oliwa, Krzysztof | 65 | 3 | 2 | 5 | 247 |
| T-348 Coxe, Craig | 7 | 2 | 3 | 5 | 32 |
| T-348 Ingarfield, Earl, Jr. | 17 | 2 | 3 | 5 | 6 |
| T-348 Harkins, Todd | 20 | 2 | 3 | 5 | 29 |
| T-348 Nakladal, Jakub | 27 | 2 | 3 | 5 | 6 |
| T-348 Hentunen, Jukka | 28 | 2 | 3 | 5 | 4 |
| T-348 Smyth, Greg | 42 | 2 | 3 | 5 | 110 |
| T-348 Leclerc, Mike | 15 | 1 | 4 | 5 | 8 |
| T-348 Talafous, Dean | 18 | 1 | 4 | 5 | 13 |
| T-348 Volcan, Mickey | 19 | 1 | 4 | 5 | 18 |
| T-348 Reinhart, Max | 23 | 1 | 4 | 5 | 6 |
| T-348 Johnson, Terry | 24 | 1 | 4 | 5 | 71 |
| T-348 Sabourin, Ken | 27 | 1 | 4 | 5 | 72 |
| T-348 Bartkowski, Matt | 42 | 1 | 4 | 5 | 30 |
| T-348 Borschevsky, Nikolai | 8 | 0 | 5 | 5 | 0 |
| T-348 Stuart, Brad | 27 | 0 | 5 | 5 | 18 |
| T-348 Wotherspoon, Tyler | 30 | 0 | 5 | 5 | 4 |
| T-348 Reese, Jeff (G) | 39 | 0 | 5 | 5 | 16 |
| T-348 Holt, Randy | 56 | 0 | 5 | 5 | 174 |
| T-348 Myre, Phil (G) | 211 | 0 | 5 | 5 | 23 |
| T-371 Shinkaruk, Hunter | 14 | 2 | 2 | 4 | 4 |
| T-371 Diaz, Raphael | 56 | 2 | 2 | 4 | 10 |
| T-371 Featherstone, Glen | 13 | 1 | 3 | 4 | 19 |
| T-371 Shore, Drew | 13 | 1 | 3 | 4 | 2 |
| T-371 Bureau, Marc | 19 | 1 | 3 | 4 | 8 |
| T-371 Regehr, Richie | 20 | 1 | 3 | 4 | 6 |
| T-371 Sutter, Ron | 21 | 1 | 3 | 4 | 12 |
| T-371 Hay, Dwayne | 49 | 1 | 3 | 4 | 16 |

| PLAYER | GP | G | A | PTS | PIM |
|----------------------------|-----|---|---|-----|-----|
| T-371 Smith, Mark | 54 | 1 | 3 | 4 | 59 |
| T-371 Engblom, Brian | 32 | 0 | 4 | 4 | 28 |
| T-371 Bowness, Rick | 33 | 0 | 4 | 4 | 29 |
| T-371 Seiling, Rod | 36 | 0 | 4 | 4 | 12 |
| T-371 Roloson, Dwayne (G) | 70 | 0 | 4 | 4 | 12 |
| T-371 Tabaracci, Rick (G) | 97 | 0 | 4 | 4 | 22 |
| T-385 Varlamov, Sergei | 8 | 3 | 0 | 3 | 0 |
| T-385 Gould, Bob | 20 | 3 | 0 | 3 | 4 |
| T-385 Roy, Andre | 44 | 3 | 0 | 3 | 83 |
| T-385 Aliu, Akim | 7 | 2 | 1 | 3 | 26 |
| T-385 Eakin, Bruce | 9 | 2 | 1 | 3 | 4 |
| T-385 Markwart, Nevin | 10 | 2 | 1 | 3 | 25 |
| T-385 Sarault, Yves | 11 | 2 | 1 | 3 | 4 |
| T-385 Andersson, Erik | 12 | 2 | 1 | 3 | 8 |
| T-385 Higgins, Christopher | 12 | 2 | 1 | 3 | 0 |
| T-385 May, Alan | 7 | 1 | 2 | 3 | 1 |
| T-385 Stewart, Chris | 7 | 1 | 2 | 3 | 0 |
| T-385 Cundari, Mark | 8 | 1 | 2 | 3 | 2 |
| T-385 McTavish, Dale | 9 | 1 | 2 | 3 | 2 |
| T-385 Shore, Nick | 9 | 1 | 2 | 3 | 4 |
| T-385 Kronwall, Staffan | 11 | 1 | 2 | 3 | 2 |
| T-385 Kohn, Ladislav | 12 | 1 | 2 | 3 | 4 |
| T-385 Rioux, Pierre | 14 | 1 | 2 | 3 | 4 |
| T-385 Hanowski, Ben | 16 | 1 | 2 | 3 | 2 |
| T-385 Dupont, Micki | 18 | 1 | 2 | 3 | 6 |
| T-385 Johnson, Aaron | 22 | 1 | 2 | 3 | 19 |
| T-385 Marchment, Bryan | 37 | 1 | 2 | 3 | 75 |
| T-385 Bassen, Bob | 41 | 1 | 2 | 3 | 35 |
| T-385 Pelech, Matt | 5 | 0 | 3 | 3 | 9 |
| T-385 Esau, Len | 7 | 0 | 3 | 3 | 7 |
| T-385 Dwyer, Mike | 9 | 0 | 3 | 3 | 4 |
| T-385 Billins, Chad | 10 | 0 | 3 | 3 | 0 |
| T-385 Pankewicz, Greg | 17 | 0 | 3 | 3 | 20 |
| T-385 Mohns, Doug | 28 | 0 | 3 | 3 | 10 |
| T-385 O'Brien, Shane | 45 | 0 | 3 | 3 | 58 |
| T-385 Belak, Wade | 72 | 0 | 3 | 3 | 218 |
| T-385 Edwards, Don (G) | 114 | 0 | 3 | 3 | 6 |
| T-385 Brathwaite, Fred (G) | 138 | 0 | 3 | 3 | 45 |
| T-417 Foo, Spencer | 4 | 2 | 0 | 2 | 0 |
| T-417 Haas, David | 2 | 1 | 1 | 2 | 7 |
| T-417 Sweeney, Bob | 6 | 1 | 1 | 2 | 6 |
| T-417 Greig, Mark | 8 | 1 | 1 | 2 | 2 |
| T-417 Agostino, Kenny | 10 | 1 | 1 | 2 | 0 |
| T-417 Byers, Jerry | 12 | 1 | 1 | 2 | 9 |
| T-417 Stefaniw, Morris | 13 | 1 | 1 | 2 | 2 |
| T-417 Landry, Eric | 15 | 1 | 1 | 2 | 4 |
| T-417 Sutter, Brett | 18 | 1 | 1 | 2 | 12 |
| T-417 Wappel, Gord | 20 | 1 | 1 | 2 | 10 |
| T-417 Van der Gulik, David | 6 | 0 | 2 | 2 | 0 |
| T-417 Lessard, Rick | 7 | 0 | 2 | 2 | 2 |
| T-417 MacDermid, Lane | 7 | 0 | 2 | 2 | 12 |
| T-417 Breen, Chris | 9 | 0 | 2 | 2 | 5 |
| T-417 Korn, Jim | 9 | 0 | 2 | 2 | 26 |
| T-417 Loyns, Lynn | 12 | 0 | 2 | 2 | 2 |

FLAMES CAREER SCORING

CONTINUED

| PLAYER | GP | G | A | PTS | PIM |
|---------------------------|-----|---|---|-----|-----|
| T-417 Morgan, Jason | 13 | 0 | 2 | 2 | 2 |
| T-417 Meyer, Stefan | 16 | 0 | 2 | 2 | 17 |
| T-417 Brigley, Travis | 19 | 0 | 2 | 2 | 6 |
| T-417 Street, Ben | 19 | 0 | 2 | 2 | 4 |
| T-417 Ortio, Joni (G) | 22 | 0 | 2 | 2 | 2 |
| T-417 Hanson, Keith | 25 | 0 | 2 | 2 | 77 |
| T-417 Dadswell, Doug (G) | 27 | 0 | 2 | 2 | 2 |
| T-417 Ketter, Kerry | 41 | 0 | 2 | 2 | 58 |
| T-417 Smith, Mike | 55 | 0 | 2 | 2 | 8 |
| T-417 Hale, David | 69 | 0 | 2 | 2 | 56 |
| T-417 Ramo, Karri (G) | 111 | 0 | 2 | 2 | 10 |
| T-417 Wamsley, Rick (G) | 111 | 0 | 2 | 2 | 12 |
| T-445 O'Flaherty, Gerry | 1 | 1 | 0 | 1 | 2 |
| T-445 Sieloff, Patrick | 1 | 1 | 0 | 1 | 2 |
| T-445 Botterill, Jason | 6 | 1 | 0 | 1 | 2 |
| T-445 Knight, Corban | 9 | 1 | 0 | 1 | 0 |
| T-445 Chernomaz, Richard | 14 | 1 | 0 | 1 | 6 |
| T-445 Peters, Warren | 16 | 1 | 0 | 1 | 12 |
| T-445 Lemieux, Richard | 1 | 0 | 1 | 1 | 0 |
| T-445 Elson, Turner | 1 | 0 | 1 | 1 | 0 |
| T-445 Bolduc, Dan | 2 | 0 | 1 | 1 | 0 |
| T-445 Botting, Cam | 2 | 0 | 1 | 1 | 0 |
| T-445 Negrin, John | 3 | 0 | 1 | 1 | 2 |
| T-445 Malgunas, Stewart | 4 | 0 | 1 | 1 | 2 |
| T-445 Sabourin, Dany (G) | 4 | 0 | 1 | 1 | 0 |
| T-445 Zemlak, Richard | 5 | 0 | 1 | 1 | 42 |
| T-445 Helenius, Sami | 7 | 0 | 1 | 1 | 8 |
| T-445 Larose, Guy | 7 | 0 | 1 | 1 | 4 |
| T-445 Lomberg, Ryan | 7 | 0 | 1 | 1 | 15 |
| T-445 Miller, Brad | 8 | 0 | 1 | 1 | 14 |
| T-445 Poirier, Emile | 8 | 0 | 1 | 1 | 2 |
| T-445 Andersson, Niklas | 11 | 0 | 1 | 1 | 4 |
| T-445 Irving, Leland (G) | 13 | 0 | 1 | 1 | 0 |
| T-445 Kolanos, Krys | 13 | 0 | 1 | 1 | 2 |
| T-445 Grant, Derek | 15 | 0 | 1 | 1 | 2 |
| T-445 Nemisz, Greg | 15 | 0 | 1 | 1 | 0 |
| T-445 Norwood, Lee | 16 | 0 | 1 | 1 | 16 |
| T-445 Eakins, Dallas | 17 | 0 | 1 | 1 | 11 |
| T-445 Moss, Tyler (G) | 17 | 0 | 1 | 1 | 0 |
| T-445 Carson, Brett | 18 | 0 | 1 | 1 | 0 |
| T-445 Commodore, Mike | 18 | 0 | 1 | 1 | 44 |
| T-445 Mikkelsen, Brendan | 19 | 0 | 1 | 1 | 2 |
| T-445 Lakovic, Sasha | 19 | 0 | 1 | 1 | 54 |
| T-445 Giguere, J-S (G) | 22 | 0 | 1 | 1 | 6 |
| T-445 Fata, Rico | 27 | 0 | 1 | 1 | 10 |
| T-445 Wregget, Ken (G) | 27 | 0 | 1 | 1 | 8 |
| T-445 Charron, Eric | 35 | 0 | 1 | 1 | 55 |
| T-445 McLennan, Jamie (G) | 57 | 0 | 1 | 1 | 34 |
| T-481 Andersson, Rasmus | 1 | 0 | 0 | 0 | 0 |
| T-481 Arnold, Bill | 1 | 0 | 0 | 0 | 0 |
| T-481 Bartel, Robin | 1 | 0 | 0 | 0 | 0 |
| T-481 Dome, Robert | 1 | 0 | 0 | 0 | 0 |
| T-481 Gillies, Jon (G) | 1 | 0 | 0 | 0 | 0 |
| T-481 Heaphy, Shawn | 1 | 0 | 0 | 0 | 0 |
| T-481 Keetley, Matt (G) | 1 | 0 | 0 | 0 | 0 |

| PLAYER | GP | G | A | PTS | PIM |
|-------------------------------|----|---|---|-----|-----|
| T-481 Klimchuk, Morgan | 1 | 0 | 0 | 0 | 0 |
| T-481 Kylington, Oliver | 1 | 0 | 0 | 0 | 0 |
| T-481 Lamb, Mark | 1 | 0 | 0 | 0 | 0 |
| T-481 Lebeau, Patrick | 1 | 0 | 0 | 0 | 0 |
| T-481 Maki, Tomi | 1 | 0 | 0 | 0 | 0 |
| T-481 Olsen, Darryl | 1 | 0 | 0 | 0 | 0 |
| T-481 Ramage, John | 1 | 0 | 0 | 0 | 0 |
| T-481 Ramholt, Tim | 1 | 0 | 0 | 0 | 0 |
| T-481 Schulte, Paxton | 1 | 0 | 0 | 0 | 2 |
| T-481 Sharples, Scott (G) | 1 | 0 | 0 | 0 | 0 |
| T-481 Skalde, Jarrod | 1 | 0 | 0 | 0 | 0 |
| T-481 Turnbull, Randy | 1 | 0 | 0 | 0 | 2 |
| T-481 Whitmore, Kay (G) | 1 | 0 | 0 | 0 | 0 |
| T-481 Ahola, Peter | 2 | 0 | 0 | 0 | 0 |
| T-481 Bancks, Carter | 2 | 0 | 0 | 0 | 0 |
| T-481 Bucyk, Randy | 2 | 0 | 0 | 0 | 0 |
| T-481 Christie, Ryan | 2 | 0 | 0 | 0 | 0 |
| T-481 Chucko, Kris | 2 | 0 | 0 | 0 | 2 |
| T-481 Curtale, Tony | 2 | 0 | 0 | 0 | 0 |
| T-481 Freer, Mark | 2 | 0 | 0 | 0 | 4 |
| T-481 Greentree, Kyle | 2 | 0 | 0 | 0 | 0 |
| T-481 Hogoboam, Bill | 2 | 0 | 0 | 0 | 0 |
| T-481 Ivanans, Raitis | 2 | 0 | 0 | 0 | 5 |
| T-481 Letang, Alan | 2 | 0 | 0 | 0 | 0 |
| T-481 Mercredi, Vic | 2 | 0 | 0 | 0 | 0 |
| T-481 Mrozik, Rick | 2 | 0 | 0 | 0 | 0 |
| T-481 Muzzatti, Jason (G) | 2 | 0 | 0 | 0 | 0 |
| T-481 Reiersen, Dave | 2 | 0 | 0 | 0 | 2 |
| T-481 Sundblad, Niklas | 2 | 0 | 0 | 0 | 0 |
| T-481 Taylor, Danny | 2 | 0 | 0 | 0 | 0 |
| T-481 Wilson, Rik | 2 | 0 | 0 | 0 | 0 |
| T-481 Adduono, Rick | 3 | 0 | 0 | 0 | 2 |
| T-481 Beaudoin, Serge | 3 | 0 | 0 | 0 | 0 |
| T-481 Bodak, Bob | 3 | 0 | 0 | 0 | 22 |
| T-481 Boucher, Bryan (G) | 3 | 0 | 0 | 0 | 0 |
| T-481 Eisenhut, Neil | 3 | 0 | 0 | 0 | 0 |
| T-481 Garner, Tyrone (G) | 3 | 0 | 0 | 0 | 0 |
| T-481 Gorman, Dave | 3 | 0 | 0 | 0 | 0 |
| T-481 Grossmann, Nicklas | 3 | 0 | 0 | 0 | 2 |
| T-481 Guenette, Steve (G) | 3 | 0 | 0 | 0 | 2 |
| T-481 Harrer, Tim | 3 | 0 | 0 | 0 | 2 |
| T-481 Hrivik, Marek | 3 | 0 | 0 | 0 | 0 |
| T-481 Jaffray, Jason | 3 | 0 | 0 | 0 | 0 |
| T-481 Jantunen, Marko | 3 | 0 | 0 | 0 | 0 |
| T-481 Letourneau-Leblond, P-L | 3 | 0 | 0 | 0 | 10 |
| T-481 Nieckar, Barry | 3 | 0 | 0 | 0 | 12 |
| T-481 Sorochan, Lee | 3 | 0 | 0 | 0 | 0 |
| T-481 Walker, Howard | 3 | 0 | 0 | 0 | 7 |
| T-481 Wolf, David | 3 | 0 | 0 | 0 | 2 |
| T-481 Backstrom, Niklas (G) | 4 | 0 | 0 | 0 | 0 |
| T-481 Brubaker, Jeff | 4 | 0 | 0 | 0 | 19 |
| T-481 Craig, Jim (G) | 4 | 0 | 0 | 0 | 0 |
| T-481 Germyn, Carsen | 4 | 0 | 0 | 0 | 0 |
| T-481 Grimson, Stu | 4 | 0 | 0 | 0 | 22 |
| T-481 Hampson, Gord | 4 | 0 | 0 | 0 | 5 |

FLAMES CAREER SCORING

CONTINUED

| PLAYER | GP | G | A | PTS | PIM |
|---------------------------|----|---|---|-----|-----|
| T-481 Martineau, Don | 4 | 0 | 0 | 0 | 2 |
| T-481 Modin, Fredrik | 4 | 0 | 0 | 0 | 0 |
| T-481 Morrow, Scott | 4 | 0 | 0 | 0 | 0 |
| T-481 Mottau, Mike | 4 | 0 | 0 | 0 | 0 |
| T-481 Struch, David | 4 | 0 | 0 | 0 | 4 |
| T-481 Vey, Linden | 4 | 0 | 0 | 0 | 0 |
| T-481 Ference, Brad | 5 | 0 | 0 | 0 | 2 |
| T-481 Piskula, Joe | 5 | 0 | 0 | 0 | 2 |
| T-481 Sonnenberg, Martin | 5 | 0 | 0 | 0 | 2 |
| T-481 Wilson, Clay | 5 | 0 | 0 | 0 | 4 |
| T-481 Wortman, Kevin | 5 | 0 | 0 | 0 | 2 |
| T-481 Bernhardt, Tim (G) | 6 | 0 | 0 | 0 | 2 |
| T-481 Potter, Corey | 6 | 0 | 0 | 0 | 0 |
| T-481 Scoville, Darrel | 6 | 0 | 0 | 0 | 2 |
| T-481 Toskala, Vesa (G) | 6 | 0 | 0 | 0 | 0 |
| T-481 Van Brabant, Bryce | 6 | 0 | 0 | 0 | 2 |
| T-481 Chorske, Tom | 7 | 0 | 0 | 0 | 2 |
| T-481 Conacher, Pat | 7 | 0 | 0 | 0 | 2 |
| T-481 Ferguson, Craig | 8 | 0 | 0 | 0 | 4 |
| T-481 Sauve, Philippe (G) | 8 | 0 | 0 | 0 | 21 |
| T-481 Joseph, Curtis (G) | 9 | 0 | 0 | 0 | 2 |

| PLAYER | GP | G | A | PTS | PIM |
|------------------------------|----|---|---|-----|-----|
| T-481 Desbiens, Guillaume | 10 | 0 | 0 | 0 | 25 |
| T-481 Mangiapane, Andrew | 10 | 0 | 0 | 0 | 2 |
| T-481 Andersson, Rasmus | 11 | 0 | 0 | 0 | 4 |
| T-481 Gillies, Jon (G) | 12 | 0 | 0 | 0 | 2 |
| T-481 Thompson, Rocky | 15 | 0 | 0 | 0 | 86 |
| T-481 D'Amour, Marc (G) | 16 | 0 | 0 | 0 | 22 |
| T-481 Glass, Tanner | 16 | 0 | 0 | 0 | 19 |
| T-481 Schlemko, David | 19 | 0 | 0 | 0 | 8 |
| T-481 Belanger, Yves (G) | 22 | 0 | 0 | 0 | 0 |
| T-481 Rittich, David (G) | 22 | 0 | 0 | 0 | 14 |
| T-481 Fuhr, Grant (G) | 23 | 0 | 0 | 0 | 2 |
| T-481 Peluso, Mike | 23 | 0 | 0 | 0 | 113 |
| T-481 Trefilov, Andrei (G) | 23 | 0 | 0 | 0 | 6 |
| T-481 Karlsson, Henrik (G) | 26 | 0 | 0 | 0 | 0 |
| T-481 McElhinney, Curtis (G) | 29 | 0 | 0 | 0 | 2 |
| T-481 MacDonald, Joey (G) | 32 | 0 | 0 | 0 | 2 |
| T-481 Johnson, Chad (G) | 36 | 0 | 0 | 0 | 0 |
| T-481 Elliott, Brian (G) | 49 | 0 | 0 | 0 | 4 |
| T-481 Hiller, Jonas (G) | 78 | 0 | 0 | 0 | 0 |

FLAMES CAREER GOALTENDERS

| GOALTENDER | GP | MP | W | L | T | GA | SO | GAA | WIN % |
|--------------------|-----|--------|-----|-----|----|-------|----|------|-------|
| Kiprusoff, Miikka | 576 | 33,779 | 305 | 192 | 66 | 1,387 | 41 | 2.46 | .587 |
| Vernon, Michael | 526 | 29,650 | 262 | 170 | 13 | 1,613 | 13 | 3.26 | .601 |
| Bouchard, Dan | 398 | 22,853 | 168 | 139 | 75 | 1,154 | 20 | 3.03 | .538 |
| Lemelin, Rejean | 324 | 17,698 | 144 | 100 | 46 | 1,082 | 6 | 3.67 | .576 |
| Myre, Phil | 211 | 12,230 | 76 | 95 | 32 | 654 | 11 | 3.21 | .453 |
| Kidd, Trevor | 178 | 9,746 | 72 | 66 | 26 | 460 | 10 | 2.83 | .518 |
| Turek, Roman | 152 | 8,934 | 63 | 68 | 20 | 376 | 12 | 2.53 | .483 |
| Wamsley, Rick | 111 | 6,096 | 53 | 30 | 15 | 326 | 4 | 3.21 | .617 |
| Riggin, Pat | 119 | 6,713 | 51 | 44 | 17 | 434 | 4 | 3.88 | .531 |
| Brathwaite, Fred | 138 | 7,854 | 51 | 51 | 24 | 332 | 11 | 2.54 | .500 |
| Ramo, Karri | 111 | 6,070 | 49 | 42 | 8 | 266 | 5 | 2.63 | .478 |
| Edwards, Don | 114 | 6,203 | 40 | 49 | 13 | 420 | 2 | 4.06 | .456 |
| Tabaracci, Rick | 97 | 5,373 | 36 | 42 | 10 | 252 | 4 | 2.81 | .461 |
| Hiller, Jonas | 78 | 4,222 | 35 | 30 | 5 | 192 | 2 | 2.73 | .481 |
| Elliott, Brian | 49 | 2,844 | 26 | 18 | 3 | 121 | 2 | 2.55 | .561 |
| Smith, Mike | 55 | 3,191 | 25 | 22 | 6 | 141 | 3 | 2.65 | .509 |
| Roloson, Dwayne | 70 | 3,823 | 20 | 30 | 11 | 188 | 1 | 2.95 | .418 |
| Johnson, Chad | 36 | 2,013 | 18 | 15 | 1 | 87 | 3 | 2.59 | .514 |
| Reese, Jeff | 39 | 1,911 | 17 | 6 | 3 | 108 | 1 | 3.39 | .712 |
| McLennan, Jamie | 57 | 3,144 | 17 | 25 | 7 | 143 | 4 | 2.73 | .298 |
| Ortio, Joni | 37 | 2,031 | 15 | 15 | 5 | 55 | 2 | 2.66 | .500 |
| MacDonald, Joey | 32 | 1,746 | 13 | 13 | 1 | 84 | 1 | 2.89 | .422 |
| Wregget, Ken | 27 | 1,589 | 10 | 12 | 4 | 67 | 1 | 2.53 | .462 |
| Rittich, David | 22 | 1,028 | 8 | 6 | 0 | 50 | 0 | 2.92 | .333 |
| Belanger, Yves | 22 | 1,119 | 8 | 10 | 0 | 76 | 1 | 4.08 | .444 |
| Dadswell, Doug | 27 | 1,346 | 8 | 8 | 3 | 99 | 0 | 4.41 | .500 |
| Giguere, J-S | 22 | 1,191 | 7 | 10 | 2 | 61 | 0 | 3.07 | .421 |
| Moss, Tyler | 17 | 919 | 5 | 10 | 1 | 43 | 0 | 2.81 | .344 |
| Fuhr, Grant | 23 | 1,205 | 5 | 13 | 2 | 77 | 0 | 3.83 | .300 |
| Karlsson, Henrik | 26 | 1,292 | 5 | 9 | 8 | 60 | 0 | 2.79 | .346 |
| Gillies, Jon | 12 | 665 | 4 | 5 | 1 | 30 | 0 | 2.71 | .375 |
| McElhinney, Curtis | 29 | 1,170 | 4 | 12 | 1 | 63 | 0 | 3.23 | .265 |
| Sauve, Philippe | 8 | 402 | 3 | 3 | 0 | 22 | 0 | 3.28 | .375 |
| Joseph, Curtis | 9 | 399 | 3 | 2 | 0 | 17 | 0 | 2.55 | .333 |
| Irving, Leland | 13 | 664 | 3 | 4 | 0 | 36 | 0 | 3.25 | .385 |
| Trefilov, Andrei | 22 | 1,086 | 3 | 10 | 3 | 58 | 2 | 3.20 | .281 |
| Guenette, Steve | 3 | 179 | 2 | 1 | 0 | 12 | 0 | 4.02 | .667 |
| Backstrom, Niklas | 4 | 232 | 2 | 2 | 0 | 13 | 0 | 3.35 | .500 |
| Toskala, Vesa | 6 | 212 | 2 | 0 | 0 | 8 | 0 | 2.27 | .333 |
| D'Amour, Marc | 15 | 560 | 2 | 4 | 2 | 32 | 0 | 3.43 | .375 |
| Taylor, Danny | 2 | 120 | 1 | 1 | 0 | 6 | 0 | 3.00 | .500 |
| Boucher, Brian | 3 | 182 | 1 | 2 | 0 | 15 | 0 | 4.95 | .333 |
| Craig, Jim | 4 | 206 | 1 | 2 | 1 | 13 | 0 | 3.79 | .375 |
| Keetley, Matt | 1 | 9 | 0 | 0 | 0 | 0 | 0 | 0.00 | .000 |
| Sharples, Scott | 1 | 65 | 0 | 0 | 1 | 4 | 0 | 3.69 | .500 |
| Muzzatti, Jason | 2 | 70 | 0 | 1 | 0 | 8 | 0 | 6.86 | .000 |
| Garner, Tyrone | 3 | 139 | 0 | 2 | 0 | 12 | 0 | 5.18 | .000 |
| Sabourin, Dany | 4 | 169 | 0 | 3 | 0 | 10 | 0 | 3.55 | .000 |
| Bernhardt, Tim | 6 | 280 | 0 | 5 | 0 | 21 | 0 | 4.50 | .000 |

FLAMES LIFETIME SHUTOUTS

TOTAL FOR: 176

TOTAL AGAINST: 165

| GOALTENDER | SCORE | DATE | TEAM | GOALTENDER | SCORE | DATE |
|---------------|----------|---------------|-----------------------------------|------------------------|-------|---------------|
| M. Vernon | 3-0 | Apr. 11, 1994 | ANAHEIM | G. Hebert | 5-0 | Mar. 15, 1995 |
| M. Kiprusoff | 3-0 | Apr. 11, 2006 | | G. Hebert | 7-0 | Dec. 20, 1996 |
| M. Kiprusoff | 3-0 | Nov. 10, 2006 | | G. Hebert | 1-0 | Nov. 14, 1998 |
| M. Kiprusoff | 1-0 (OT) | Jan. 12, 2012 | | J-S Giguere/S. Sheilds | 4-0 | Dec. 8, 2001 |
| M. Smith | 2-0 | Oct. 9, 2017 | | V. Fasth | 4-0 | Mar. 8, 2013 |
| | | | | J. Gibson | 1-0 | Dec. 29, 2015 |
| | | | | J. Gibson | 4-0 | Mar. 21, 2018 |
| D. Bouchard | 8-0 | Nov. 6, 1979 | ARIZONA / WINNIPEG | D. Berthiaume | 9-0 | Feb. 3, 1988 |
| R. Riggan | 2-0 | Jan. 8, 1980 | | B. Essensa | 1-0 | Feb. 26, 1989 |
| R. Turek | 2-0 | Mar. 24, 2003 | | C. Joseph | 2-0 | Oct. 17, 2005 |
| R. Turek | 4-0 | Mar. 24, 2004 | | I. Bryzgalov | 3-0 | Mar. 10, 2011 |
| M. Kiprusoff | 1-0 | Mar. 31, 2004 | | M. Smith | 4-0 | Feb. 18, 2013 |
| K. Ramo | 2-0 | Nov. 29, 2014 | | T. Greiss | 6-0 | Jan. 7, 2014 |
| M. Smith | 3-0 | Nov. 30, 2017 | | M. Smith | 5-0 | Feb.13, 2017 |
| | | | ATLANTA | M. Hnilicka | 1-0 | Jan. 11, 2002 |
| D. Bouchard | 9-0 | Mar. 9, 1976 | BOSTON | J. Adams | 4-0 | Nov. 14, 1972 |
| J. McLennan | 5-0 | Dec. 18, 2003 | | G. Cheevers | 3-0 | Jan. 23, 1977 |
| M. Kiprusoff | 3-0 | Dec. 17, 2005 | | B. Ranford | 6-0 | Oct. 26, 1986 |
| | | | | B. Dafoe | 3-0 | Oct. 18, 1997 |
| | | | | T. Thomas | 5-0 | Mar. 27, 2010 |
| | | | | T. Rask | 9-0 | Jan. 5, 2012 |
| | | | | T. Rask | 2-0 | Dec. 17, 2013 |
| D. Bouchard | 3-0 | Jan. 9, 1974 | BUFFALO | R. Crozier | 4-0 | Nov. 17, 1974 |
| R. Wamsley | 9-0 | Nov. 5, 1988 | | B. Sauve | 4-0 | Mar. 4, 1981 |
| R. Tabaracci | 3-0 | Oct. 6, 1996 | | D. Hasek | 2-0 | Mar. 24, 1998 |
| R. Turek | 3-0 | Oct. 31, 2002 | | M. Noronen | 2-0 | Oct. 18, 2003 |
| P. Myre | 2-0 | Oct. 31, 1975 | CALIFORNIA / CLEVELAND | G. Simmons | 3-0 | Oct. 11, 1974 |
| M. Kiprusoff | 1-0 | Dec. 11, 2003 | CAROLINA / HARTFORD | S. Burke | 2-0 | Mar. 5, 1997 |
| M. Kiprusoff | 3-0 | Dec. 5, 2006 | | | | |
| K. Ramo | 2-0 | Jan. 13, 2014 | | | | |
| J. Hiller | 5-0 | Oct. 23, 2014 | | | | |
| P. Myre | 2-0 | Nov. 8, 1974 | CHICAGO | T. Esposito | 7-0 | Mar. 24, 1973 |
| D. Bouchard | 2-0 | Dec. 7, 1975 | | T. Esposito | 3-0 | Feb. 8, 1974 |
| M. Vernon | 4-0 | Nov. 30, 1987 | | T. Esposito | 4-0 | Feb. 23, 1975 |
| R. Tabaracci | 1-0 | Mar. 27, 1996 | | T. Esposito | 3-0 | Dec. 18, 1977 |
| R. Turek | 4-0 | Oct. 6, 2001 | | M. Bannerman | 3-0 | Oct. 11, 1981 |
| R. Turek | 2-0 | Mar. 7, 2003 | | E. Belfour | 1-0 | Mar. 16, 1993 |
| | | | | A. Munro | 2-0 | Jan. 26, 2006 |
| | | | | R. Emery | 2-0 | Mar. 26, 2013 |
| A. Trefilov | 1-0 | Jan. 11, 1994 | COLORADO / QUEBEC | R. Sevigny | 4-0 | Jan. 11, 1985 |
| M. Vernon | 3-0 | Dec. 19, 2000 | | M. Denis | 4-0 | Jan. 5, 2000 |
| R. Turek | 2-0 | Nov. 10, 2001 | | D. Aebischer | 1-0 | Mar. 29, 2001 |
| M. Kiprusoff | 2-0 | Feb. 24, 2004 | | D. Aebischer | 2-0 | Jan. 24, 2002 |
| M. Kiprusoff | 2-0 | Apr. 13, 2006 | | P. Budaj | 3-0 | Mar. 12, 2006 |
| M. Kiprusoff | 3-0 | Oct. 28, 2008 | | J. Theodore | 2-0 | Mar. 24, 2008 |
| M. Kiprusoff | 1-0 | Nov. 20, 2008 | | | | |
| K. Ramo | 4-0 | Jan. 2, 2016 | | | | |
| F. Brathwaite | 3-0 | Mar. 27, 2001 | COLUMBUS | R. Tugnutt | 3-0 | Mar. 14, 2001 |
| J. McLennan | 3-0 | Nov. 1, 2003 | | M. Denis | 3-0 | Dec. 19, 2002 |
| M. Kiprusoff | 2-0 | Mar. 18, 2004 | | F. Norena | 3-0 | Mar. 18, 2008 |
| M. Kiprusoff | 1-0 | Mar. 4, 2008 | | S. Mason | 5-0 | Mar. 26, 2009 |
| C. Johnson | 2-0 | Nov. 23, 2016 | | S. Bobrovsky | 1-0 | Nov. 22, 2017 |

FLAMES LIFETIME SHUTOUTS

CONTINUED

| GOALTENDER | SCORE | DATE | TEAM | GOALTENDER | SCORE | DATE | |
|---------------------|----------|---------------|---------------------------|------------------|--------------|---------------|---------------|
| P. Myre | 5-0 | Dec. 8, 1976 | DALLAS / MINNESOTA | C. Maniago | 6-0 | Oct. 18, 1972 | |
| T. Kidd | 6-0 | Feb. 11, 1995 | | C. Maniago | 5-0 | Nov. 29, 1972 | |
| F. Brathwaite | 1-0 | Jan. 8, 1999 | | C. Maniago | 3-0 | Mar. 3, 1973 | |
| F. Brathwaite | 0-0 | Dec. 21, 1999 | | E. Belfour | 0-0 | Dec. 21, 1999 | |
| M. Kiprusoff | 1-0 | Mar. 9, 2006 | | M. Turco | 2-0 | Mar. 31, 2001 | |
| M. Kiprusoff | 1-0 | Feb. 22, 2008 | | M. Turco | 3-0 | Nov. 29, 2001 | |
| | | | | M. Turco | 4-0 | Mar. 22, 2004 | |
| | | | | B. Bishop | 2-0 | Feb. 27, 2018 | |
| D. Bouchard | 2-0 | Dec. 13, 1972 | DETROIT | R. Edwards | 1-0 | Feb. 3, 1973 | |
| D. Bouchard | 2-0 | Nov. 4, 1973 | | E. Giacomin | 8-0 | Mar. 27, 1976 | |
| D. Bouchard | 4-0 | Mar. 10, 1974 | | E. Giacomin | 0-0 | Nov. 7, 1976 | |
| P. Myre | 0-0 | Nov. 7, 1976 | | C. Osgood | 3-0 | Oct. 27, 1995 | |
| R. Lemelin | 10-0 | Jan. 15, 1981 | | C. Osgood | 4-0 | Feb. 19, 1997 | |
| M. Vernon | 7-0 | Jan. 5, 1991 | | C. Osgood | 2-0 | Oct. 18, 1998 | |
| M. Vernon | 3-0 | Dec. 14, 1992 | | C. Joseph | 4-0 | Oct. 21, 2002 | |
| M. Vernon | 2-0 | Dec. 10, 2001 | | C. Joseph | 5-0 | Nov. 19, 2002 | |
| M. Kiprusoff | 3-0 | Nov. 27, 2009 | | C. Joseph | 3-0 | Nov. 4, 2003 | |
| J. Reese | 4-0 | Oct. 25, 1992 | | EDMONTON | B. Ranford | 6-0 | Jan. 8, 1989 |
| R. Turek | 1-0 | Oct. 3, 2001 | T. Salo | | 7-0 | Jan. 19, 2000 | |
| R. Turek | 2-0 | Apr. 12, 2002 | T. Salo | | 2-0 | Nov. 19, 2000 | |
| J. McLennan | 1-0 | Oct. 14, 2003 | M. Garon | | 5-0 | Feb. 4, 2008 | |
| M. Kiprusoff | 3-0 | Oct. 15, 2005 | N. Khabibulin | | 4-0 | Oct. 7, 2010 | |
| M. Kiprusoff | 4-0 | Jan. 20, 2007 | D. Dubnyk | | 2-0 | Dec. 27, 2013 | |
| M. Kiprusoff | 3-0 | Dec. 10, 2011 | C. Talbot | | 3-0 | Oct. 4, 2017 | |
| K. Ramo / J. Hiller | 4-0 | Apr. 4, 2015 | | | | | |
| J. Ortio | 5-0 | Apr. 2, 2016 | | | | | |
| M. Smith | 1-0 | Mar. 13, 2018 | | | | | |
| R. Tabaracci | 2-0 | Jan. 6, 1996 | FLORIDA | | J. Hurme | 3-0 | Nov. 9, 2002 |
| J. Hiller | 6-0 | Jan. 13, 2016 | | T. Vokoun | 3-0 | Oct. 14, 2010 | |
| D. Bouchard | 5-0 | Jan. 17, 1975 | LOS ANGELES | R. Vachon | 3-0 | Dec. 8, 1973 | |
| R. Lemelin | 7-0 | Mar. 3, 1985 | | R. Vachon | 3-0 | Jan. 13, 1976 | |
| D. Edwards | 3-0 | Mar. 29, 1985 | | K. Hruday | 4-0 | Oct. 15, 1992 | |
| R. Lemelin | 5-0 | Dec. 12, 1985 | | S. Fiset | 0-0 | Oct. 26, 1996 | |
| R. Wamsley | 5-0 | Oct. 25, 1989 | | J. Storr | 3-0 | Jan. 14, 1999 | |
| R. Wamsley | 5-0 | Mar. 5, 1990 | | J. Storr | 5-0 | Jan. 6, 2001 | |
| T. Kidd | 0-0 | Oct. 26, 1996 | | F. Potvin | 2-0 | Feb. 22, 2001 | |
| D. Roloson | 2-0 | Nov. 28, 1996 | | J. Quick | 3-0 | Mar. 28, 2012 | |
| F. Brathwaite | 3-0 | Jan. 25, 2001 | | J. Quick | 2-0 | Feb. 27, 2014 | |
| R. Turek | 2-0 | Dec. 3, 2001 | | J. Quick | 3-0 | Mar. 31, 2016 | |
| M. Kiprusoff | 2-0 | Feb. 12, 2009 | | P. Budaj | 5-0 | Nov. 5, 2016 | |
| M. Kiprusoff | 1-0 | Feb. 18, 2012 | | J. Quick | 3-0 | Mar. 26, 2018 | |
| M. Vernon | 1-0 | Nov. 8, 2000 | | MINNESOTA | M. Fernandez | 3-0 | Mar. 31, 2003 |
| M. Kiprusoff | 3-0 | Nov. 1, 2005 | | | D. Roloson | 3-0 | Nov. 7, 2003 |
| M. Kiprusoff | 3-0 | Jan. 9, 2007 | | | N. Backstrom | 4-0 | Apr. 3, 2009 |
| M. Kiprusoff | 1-0 (SO) | Mar. 27, 2007 | N. Backstrom | | 4-0 | Mar. 3, 2010 | |
| M. Kiprusoff | 3-0 | Nov. 29, 2010 | N. Backstrom | | 6-0 | Jan. 19, 2011 | |
| C. Johnson | 1-0 | Nov. 15, 2016 | N. Backstrom | | 3-0 | Nov. 8, 2011 | |
| | | | D. Dubnyk | | 1-0 | Jan. 29, 2015 | |

FLAMES LIFETIME SHUTOUTS

CONTINUED

| GOALTENDER | SCORE | DATE | TEAM | GOALTENDER | SCORE | DATE |
|---------------|----------|---------------|--|-----------------------|----------|---------------|
| M. Vernon | 3-0 | Nov. 9, 1986 | MONTREAL | K. Dryden | 3-0 | Oct. 12, 1972 |
| M. Kiprusoff | 1-0 | Nov. 10, 2009 | | B. Larocque | 2-0 | Dec. 2, 1974 |
| M. Kiprusoff | 4-0 | Feb. 20, 2011 | | K. Dryden | 4-0 | Nov. 25, 1975 |
| B. Elliott | 5-0 | Mar. 9, 2017 | | K. Dryden | 7-0 | Jan. 2, 1977 |
| | | | | B. Larocque | 6-0 | Jan. 25, 1979 |
| | | | | D. Herron | 4-0 | Dec. 18, 1980 |
| | | | | P. Roy | 4-0 | Nov. 11, 1995 |
| | | | | C. Price | 2-0 | Feb. 4, 2014 |
| M. Vernon | 3-0 | Dec. 7, 2000 | NASHVILLE | M. Dunham | 4-0 | Apr. 5, 2001 |
| R. Turek | 3-0 | Dec. 17, 2002 | | M. Dunham | 1-0 | Oct. 11, 2001 |
| R. Turek | 4-0 | Jan. 22, 2004 | | C. Mason | 3-0 | Jan. 15, 2008 |
| M. Kiprusoff | 3-0 | Nov. 1, 2004 | | D. Ellis | 1-0 | Jan. 15, 2010 |
| M. Kiprusoff | 5-0 | Nov. 30, 2009 | | P. Rinne | 2-0 | Oct. 22, 2011 |
| M. Kiprusoff | 1-0 (OT) | Oct. 19, 2010 | | P. Rinne | 2-0 | Dec. 16, 2017 |
| M. Kiprusoff | 1-0 | Nov. 29, 2011 | | | | |
| P. Myre | 1-0 | Nov. 20, 1974 | NEW JERSEY / COLORADO / KANSAS CITY | M. Dunham | 5-0 | Dec. 16, 1996 |
| D. Bouchard | 4-0 | Mar. 2, 1975 | | M. Brodeur | 1-0 (OT) | Dec. 23, 2007 |
| P. Riggan | 11-0 | Apr. 1, 1982 | | | | |
| D. Edwards | 7-0 | Mar. 14, 1983 | | | | |
| K. Ramo | 1-0 | Apr. 7, 2014 | | | | |
| P. Myre | 4-0 | Nov. 16, 1972 | NY ISLANDERS | B. Smith | 2-0 | Oct. 17, 1975 |
| P. Myre | 4-0 | Dec. 17, 1972 | | B. Smith | 7-0 | Oct. 12, 1976 |
| F. Brathwaite | 5-0 | Dec. 2, 1999 | | B. Smith /G. Hogosta | 9-0 | Nov. 1, 1977 |
| F. Brathwaite | 2-0 | Oct. 14, 2000 | | C. Resch | 5-0 | Jan. 20, 1981 |
| | | | | J. Halak | 4-0 | Oct. 26, 2015 |
| P. Myre | 1-0 | Mar. 14, 1975 | NY RANGERS | G. Villemure | 6-0 | Feb. 4, 1973 |
| D. Bouchard | 6-0 | Apr. 1, 1978 | | J. Vanbiesbrouck | 4-0 | Nov. 4, 1991 |
| M. Vernon | 3-0 | Dec. 15, 1992 | | D. Blackburn | 1-0 (OT) | Nov. 7, 2002 |
| J. McLennan | 5-0 | Jan. 5, 2004 | | C. Talbot | 1-0 | Feb. 24, 2015 |
| M. Kiprusoff | 3-0 | Dec. 7, 2008 | | | | |
| A. Trefilov | 10-0 | Jan. 15, 1994 | OTTAWA | P. Lalime | 1-0 | Jan. 9, 2003 |
| M. Kiprusoff | 1-0 | Oct. 12, 2006 | | C. Anderson | 6-0 | Oct. 13, 2017 |
| M. Kiprusoff | 2-0 | Mar. 11, 2010 | | | | |
| D. Bouchard | 3-0 | Nov. 1, 1978 | PHILADELPHIA | B. Parent | 1-0 | Jan. 13, 1974 |
| D. Bouchard | 5-0 | Jan. 16, 1979 | | B. Parent | 4-0 | Nov. 20, 1977 |
| R. Lemelin | 5-0 | Feb. 16, 1987 | | P. Peeters | 8-0 | Oct. 28, 1980 |
| M. Vernon | 6-0 | Dec. 4, 1993 | | B. Froese | 3-0 | Jan. 12, 1986 |
| T. Kidd | 1-0 | Oct. 13, 1996 | | D. Roussel | 3-0 | Feb. 27, 1992 |
| M. Kiprusoff | 0-1 (SO) | Dec. 6, 2005 | | A. Niittymaki | 1-0 (SO) | Dec. 6, 2005 |
| | | | | R. Emery | 3-0 | Feb. 1, 2010 |
| D. Bouchard | 1-0 | Jan. 18, 1978 | PITTSBURGH | J. Hedberg | 2-0 | Dec. 21, 2002 |
| D. Bouchard | 2-0 | Nov. 3, 1978 | | M. Fleury | 2-0 | Mar. 25, 2009 |
| P. Riggan | 4-0 | Jan. 16, 1982 | | M. Fleury | 4-0 | Feb. 6, 2015 |
| M. Vernon | 2-0 | Mar. 12, 1994 | SAN JOSE | M. Vernon / K. Hruday | 6-0 | Apr. 7, 1998 |
| T. Kidd | 3-0 | Feb. 24, 1995 | | E. Nabokov | 8-0 | Dec. 4, 2000 |
| R. Tabaracci | 6-0 | Apr. 12, 1996 | | E. Nabokov | 2-0 | Feb. 6, 2002 |
| F. Brathwaite | 3-0 | Apr. 1, 2000 | | A. Niemi | 1-0 | Jan. 24, 2012 |
| F. Brathwaite | 1-0 | Jan. 3, 2001 | | | | |
| M. Kiprusoff | 2-0 | Mar. 4, 2006 | | | | |
| M. Kiprusoff | 4-0 | Oct. 24, 2010 | | | | |
| K. Ramo | 2-0 | Nov. 26, 2014 | | | | |

FLAMES LIFETIME SHUTOUTS CONTINUED

| GOALTENDER | SCORE | DATE | TEAM | GOALTENDER | SCORE | DATE |
|--------------------|-------|---------------|------------|--------------|---------------|---------------|
| D. Bouchard | 1-0 | Oct. 13, 1973 | ST. LOUIS | E. Johnston | 9-0 | Nov. 2, 1974 |
| D. Bouchard | 1-0 | Dec. 4, 1976 | | Y. Belanger | 3-0 | Mar. 11, 1975 |
| D. Bouchard | 3-0 | Oct. 27, 1979 | | M. Liut | 7-0 | Nov. 10, 1981 |
| R. Turek/M. Vernon | 2-0 | Nov. 17, 2001 | | G. Fuhr | 2-0 | Nov. 16, 1996 |
| R. Turek | 3-0 | Mar. 14, 2004 | | B. Johnson | 4-0 | Dec. 15, 2001 |
| M. Kiprusoff | 3-0 | Nov. 14, 2006 | | T. Barrasso | 1-0 | Nov. 16, 2002 |
| M. Kiprusoff | 1-0 | Feb. 27, 2011 | | M. Legace | 3-0 | Nov. 25, 2007 |
| M. Kiprusoff | 6-0 | Mar. 1, 2011 | | T. Conklin | 2-0 | Jan. 25, 2010 |
| T. Kidd | 10-0 | Jan. 2, 1996 | TAMPA BAY | B. Elliott | 2-0 | Nov. 25, 2011 |
| D. Bouchard | 1-0 | Jan. 12, 1973 | TORONTO | J. Halak | 5-0 | Jan. 9, 2014 |
| D. Bouchard | 3-0 | Apr. 2, 1975 | | B. Elliott | 4-0 | Mar. 17, 2015 |
| Y. Belanger | 3-0 | Dec. 31, 1977 | | D. Puppa | 4-0 | Feb. 24, 1994 |
| T. Kidd | 4-0 | Dec. 27, 1995 | | B. Bishop | 2-0 | Jan. 3, 2014 |
| T. Kidd | 3-0 | Feb. 15, 1997 | | M. Palmateer | 4-0 | Nov. 9, 1977 |
| F. Brathwaite | 4-0 | Jan. 15, 2000 | | D. Puppa | 4-0 | Mar. 28, 1993 |
| M. Kiprusoff | 1-0 | Jan. 6, 2006 | | F. Andersen | 4-0 | Jan. 23, 2017 |
| C. Johnson | 3-0 | Nov. 30, 2017 | VANCOUVER | E. Dyck | 5-0 | Feb. 16, 1973 |
| D. Bouchard | 2-0 | Dec. 7, 1973 | | G. Smith | 3-0 | Oct. 23, 1973 |
| M. Vernon | 4-0 | Feb. 21, 1986 | | G. Smith | 3-0 | Mar. 15, 1974 |
| R. Lemelin | 2-0 | Feb. 24, 1987 | | G. Hanlon | 3-0 | Dec. 5, 1978 |
| R. Wamsley | 2-0 | Dec. 15, 1988 | | R. Brodeur | 5-0 | Nov. 18, 1986 |
| T. Kidd | 2-0 | Mar. 26, 1995 | | K. McLean | 11-0 | Mar. 1, 1992 |
| T. Kidd | 4-0 | Mar. 23, 1996 | | K. McLean | 5-0 | Apr. 13, 1996 |
| T. Kidd | 3-0 | Feb. 1, 1997 | | G. Snow | 2-0 | Apr. 12, 1999 |
| F. Brathwaite | 2-0 | Dec. 26, 1999 | | P. Skudra | 2-0 | Jan. 26, 2002 |
| F. Brathwaite | 5-0 | Dec. 29, 2000 | | D. Cloutier | 3-0 | Oct. 10, 2002 |
| M. Kiprusoff | 1-0 | Nov. 5, 2005 | | D. Cloutier | 2-0 | Dec. 26, 2003 |
| J. Ortio | 1-0 | Jan. 10, 2015 | | R. Luongo | 6-0 | Oct. 9, 2008 |
| | | | | E. Lack | 2-0 | Dec. 29, 2013 |
| | | | | VEGAS | M. Fleury | 4-0 |
| P. Myre | 3-0 | Jan. 5, 1975 | WASHINGTON | R. Tabaracci | 0-0 | Oct. 30, 1998 |
| P. Myre | 5-0 | Mar. 23, 1975 | | | | |
| P. Myre | 7-0 | Nov. 3, 1976 | | | | |
| P. Riggan | 3-0 | Feb. 21, 1980 | | | | |
| R. Lemelin | 6-0 | Jan. 8, 1981 | | | | |
| K. Wregget | 0-0 | Oct. 30, 1998 | | | | |
| M. Kiprusoff | 1-0 | Feb. 18, 2012 | | | | |
| B. Elliott | 3-0 | Mar. 11, 2017 | | WINNIPEG | C. Hellebuyck | 2-0 |

| GOALTENDER | SCORE | DATE | GOALTENDER | SCORE | DATE |
|------------|---|---------------|-------------------------------------|----------------|---|
| M. Smith | 1-0 (vs. EDM) | Mar. 13, 2018 | LAST SHUTOUT | J. Quick (LAK) | 3-0 Mar. 26, 2018 |
| | 153 games Mar. 14, 1983 through Mar. 3, 1985 | | LONGEST TIME BETWEEN SHUTOUTS | | 264 games Nov. 12, 1981 through Jan. 11, 1985 (NHL RECORD) |
| | 11 | | GAMES SINCE LAST SHUTOUT | | 5 |

FLAMES LIFETIME HOME AND AWAY VS. NHL

| HOME | GP | W | L | T | GF | GA | PTS | % |
|-----------------------|-------------|------------|------------|------------|--------------|--------------|-------------|--------------|
| Anaheim Ducks | 53 | 31 | 20 | 2 | 161 | 135 | 64 | 0.604 |
| Arizona Coyotes | 99 | 56 | 32 | 11 | 376 | 296 | 123 | 0.621 |
| Boston Bruins | 52 | 22 | 25 | 5 | 180 | 175 | 49 | 0.471 |
| Buffalo Sabres | 54 | 24 | 18 | 12 | 182 | 161 | 60 | 0.556 |
| Carolina Hurricanes | 37 | 27 | 8 | 2 | 168 | 107 | 56 | 0.757 |
| Chicago Blackhawks | 86 | 39 | 31 | 16 | 263 | 256 | 94 | 0.547 |
| Cleveland Barons | 13 | 8 | 4 | 1 | 51 | 34 | 17 | 0.654 |
| Colorado Avalanche | 80 | 41 | 25 | 14 | 276 | 230 | 96 | 0.600 |
| Columbus Blue Jackets | 28 | 14 | 8 | 6 | 77 | 72 | 34 | 0.607 |
| Dallas Stars | 84 | 43 | 23 | 18 | 269 | 218 | 104 | 0.619 |
| Detroit Red Wings | 81 | 45 | 28 | 8 | 283 | 231 | 98 | 0.605 |
| Edmonton Oilers | 119 | 68 | 41 | 10 | 449 | 378 | 146 | 0.613 |
| Florida Panthers | 16 | 8 | 6 | 2 | 51 | 47 | 18 | 0.563 |
| Los Angeles Kings | 121 | 71 | 35 | 15 | 488 | 376 | 157 | 0.649 |
| Minnesota Wild | 44 | 26 | 10 | 8 | 108 | 95 | 60 | 0.682 |
| Montréal Canadiens | 59 | 23 | 28 | 8 | 181 | 188 | 54 | 0.458 |
| Nashville Predators | 34 | 17 | 12 | 5 | 98 | 85 | 39 | 0.574 |
| New Jersey Devils | 50 | 34 | 7 | 9 | 212 | 132 | 77 | 0.770 |
| New York Islanders | 57 | 27 | 17 | 13 | 196 | 171 | 67 | 0.588 |
| New York Rangers | 57 | 31 | 14 | 12 | 238 | 174 | 74 | 0.649 |
| Ottawa Senators | 21 | 13 | 7 | 1 | 71 | 51 | 27 | 0.643 |
| Philadelphia Flyers | 60 | 28 | 22 | 10 | 226 | 195 | 66 | 0.550 |
| Pittsburgh Penguins | 54 | 30 | 15 | 9 | 222 | 163 | 69 | 0.639 |
| San Jose Sharks | 60 | 33 | 20 | 7 | 197 | 158 | 73 | 0.608 |
| St. Louis Blues | 86 | 44 | 34 | 8 | 272 | 242 | 96 | 0.558 |
| Tampa Bay Lightning | 18 | 8 | 8 | 2 | 55 | 55 | 18 | 0.500 |
| Toronto Maple Leafs | 71 | 42 | 24 | 5 | 273 | 216 | 89 | 0.627 |
| Vancouver Canucks | 135 | 75 | 40 | 20 | 497 | 395 | 170 | 0.630 |
| Vegas Golden Knights | 2 | 1 | 1 | 0 | 9 | 5 | 2 | 0.500 |
| Washington Capitals | 46 | 27 | 12 | 7 | 174 | 120 | 61 | 0.663 |
| Winnipeg Jets | 14 | 11 | 2 | 1 | 57 | 32 | 23 | 0.821 |
| TOTAL | 1791 | 967 | 577 | 247 | 6360* | 5193* | 2181 | 0.610 |
| AWAY | GP | W | L | T | GF | GA | PTS | % |
| Anaheim Ducks | 52 | 9 | 30 | 13 | 122 | 180 | 31 | 0.298 |
| Arizona Coyotes | 97 | 38 | 43 | 16 | 313 | 337 | 92 | 0.474 |
| Boston Bruins | 55 | 15 | 34 | 6 | 141 | 195 | 36 | 0.327 |
| Buffalo Sabres | 53 | 15 | 30 | 8 | 150 | 212 | 38 | 0.358 |
| Carolina Hurricanes | 36 | 17 | 13 | 6 | 125 | 117 | 40 | 0.556 |
| Chicago Blackhawks | 84 | 30 | 39 | 15 | 230 | 273 | 75 | 0.446 |
| Cleveland Barons | 13 | 7 | 3 | 3 | 43 | 33 | 17 | 0.654 |
| Colorado Avalanche | 81 | 34 | 33 | 14 | 257 | 271 | 82 | 0.506 |
| Columbus Blue Jackets | 29 | 11 | 16 | 2 | 62 | 81 | 24 | 0.414 |
| Dallas Stars | 86 | 32 | 40 | 14 | 255 | 297 | 78 | 0.453 |
| Detroit Red Wings | 79 | 26 | 40 | 13 | 238 | 288 | 65 | 0.411 |
| Edmonton Oilers | 119 | 51 | 53 | 15 | 377 | 399 | 117 | 0.492 |
| Florida Panthers | 17 | 10 | 4 | 3 | 47 | 39 | 23 | 0.676 |
| Los Angeles Kings | 118 | 50 | 56 | 12 | 377 | 407 | 112 | 0.475 |
| Minnesota Wild | 45 | 21 | 17 | 7 | 96 | 113 | 49 | 0.544 |
| Montréal Canadiens | 56 | 17 | 30 | 9 | 140 | 190 | 43 | 0.384 |
| Nashville Predators | 37 | 17 | 19 | 1 | 98 | 114 | 35 | 0.473 |
| New Jersey Devils | 53 | 32 | 17 | 4 | 182 | 144 | 68 | 0.642 |
| New York Islanders | 59 | 19 | 30 | 10 | 157 | 212 | 48 | 0.407 |
| New York Rangers | 60 | 24 | 28 | 8 | 200 | 201 | 56 | 0.467 |
| Ottawa Senators | 20 | 7 | 7 | 6 | 55 | 58 | 20 | 0.500 |
| Philadelphia Flyers | 59 | 19 | 36 | 4 | 160 | 221 | 42 | 0.356 |
| Pittsburgh Penguins | 52 | 13 | 28 | 11 | 151 | 190 | 37 | 0.356 |
| San Jose Sharks | 61 | 28 | 26 | 7 | 169 | 194 | 63 | 0.516 |
| St. Louis Blues | 86 | 35 | 41 | 10 | 258 | 290 | 80 | 0.465 |
| Tampa Bay Lightning | 18 | 8 | 7 | 3 | 61 | 56 | 19 | 0.528 |
| Toronto Maple Leafs | 63 | 20 | 34 | 9 | 214 | 239 | 49 | 0.389 |
| Vancouver Canucks | 138 | 59 | 51 | 28 | 424 | 461 | 146 | 0.529 |
| Vegas Golden Knights | 2 | 0 | 2 | 0 | 3 | 11 | 0 | 0.000 |
| Washington Capitals | 49 | 18 | 24 | 7 | 164 | 177 | 43 | 0.439 |
| Winnipeg Jets | 14 | 4 | 9 | 1 | 30 | 38 | 9 | 0.321 |
| TOTAL | 1791 | 686 | 840 | 265 | 5299* | 6038* | 1637 | 0.447 |

GAME NOTES FOR HOME AND AWAY VS NHL: Phoenix includes games vs. Winnipeg. Dallas includes games vs. Minnesota. Winnipeg includes games vs. Atlanta. New Jersey includes games vs. Kansas City and Colorado. Colorado includes games vs. Quebec. Carolina includes games vs. Hartford. Totals are inclusive of Cleveland Barons. *Includes neutral site games. 7 GF were scored when the team was designated as the home team, and 7 GF while the road team. 7 GA were scored when the team was designated as the home team and 7 GA while the road team. STATS NOTES FOR HOME AND AWAY VS NHL: T = single points earned via tie, overtime/shootout loss.

FLAMES OVERALL VS. NHL

| OVERALL | GP | W | L | T | GF | GA | PTS | % |
|-----------------------|--------------|--------------|--------------|------------|---------------|---------------|--------------|--------------|
| Anaheim Ducks | 105 | 40 | 50 | 15 | 283 | 315 | 95 | 0.452 |
| Arizona Coyotes | 196 | 94 | 75 | 27 | 689 | 633 | 215 | 0.548 |
| Boston Bruins | 107 | 37 | 59 | 11 | 321 | 370 | 85 | 0.397 |
| Buffalo Sabres | 107 | 39 | 48 | 20 | 332 | 373 | 98 | 0.458 |
| Carolina Hurricanes | 73 | 44 | 21 | 8 | 293 | 224 | 96 | 0.658 |
| Chicago Blackhawks | 170 | 69 | 70 | 31 | 493 | 529 | 169 | 0.497 |
| Cleveland Barons | 26 | 15 | 7 | 4 | 94 | 67 | 34 | 0.654 |
| Colorado Avalanche | 161 | 75 | 58 | 28 | 533 | 501 | 178 | 0.553 |
| Columbus Blue Jackets | 57 | 25 | 24 | 8 | 139 | 153 | 58 | 0.509 |
| Dallas Stars | 170 | 75 | 63 | 32 | 524 | 515 | 182 | 0.535 |
| Detroit Red Wings | 160 | 71 | 68 | 21 | 521 | 519 | 163 | 0.509 |
| Edmonton Oilers | 238 | 119 | 94 | 25 | 826 | 777 | 263 | 0.553 |
| Florida Panthers | 33 | 18 | 10 | 5 | 98 | 86 | 41 | 0.621 |
| Los Angeles Kings | 239 | 121 | 91 | 27 | 865 | 783 | 269 | 0.563 |
| Minnesota Wild | 89 | 47 | 27 | 15 | 204 | 208 | 109 | 0.612 |
| Montréal Canadiens | 115 | 40 | 58 | 17 | 321 | 378 | 97 | 0.422 |
| Nashville Predators | 71 | 34 | 31 | 6 | 196 | 199 | 74 | 0.521 |
| New Jersey Devils | 103 | 66 | 24 | 13 | 394 | 276 | 145 | 0.704 |
| New York Islanders | 116 | 46 | 47 | 23 | 353 | 383 | 115 | 0.496 |
| New York Rangers | 117 | 55 | 42 | 20 | 438 | 375 | 130 | 0.556 |
| Ottawa Senators | 41 | 20 | 14 | 7 | 126 | 109 | 47 | 0.573 |
| Philadelphia Flyers | 119 | 47 | 58 | 14 | 386 | 416 | 108 | 0.454 |
| Pittsburgh Penguins | 106 | 43 | 43 | 20 | 373 | 353 | 106 | 0.500 |
| San Jose Sharks | 121 | 61 | 46 | 14 | 366 | 352 | 136 | 0.562 |
| St. Louis Blues | 172 | 79 | 75 | 18 | 530 | 532 | 176 | 0.512 |
| Tampa Bay Lightning | 36 | 16 | 15 | 5 | 116 | 111 | 37 | 0.514 |
| Toronto Maple Leafs | 134 | 62 | 58 | 14 | 487 | 455 | 138 | 0.515 |
| Vancouver Canucks | 273 | 134 | 91 | 48 | 921 | 856 | 316 | 0.579 |
| Vegas Golden Knights | 4 | 1 | 3 | 0 | 12 | 16 | 2 | 0.250 |
| Washington Capitals | 95 | 45 | 36 | 14 | 338 | 297 | 104 | 0.547 |
| Winnipeg Jets | 28 | 15 | 11 | 2 | 87 | 70 | 32 | 0.571 |
| TOTAL | 3,582 | 1,653 | 1,417 | 512 | 11,659 | 11,231 | 3,818 | 0.529 |

GAME NOTES FOR HOME AND AWAY VS NHL:

- Phoenix includes games vs. Winnipeg
- Dallas includes games vs. Minnesota
- Winnipeg includes games vs. Atlanta
- New Jersey includes games vs. Kansas City and Colorado
- Colorado includes games vs. Quebec
- Carolina includes games vs. Hartford
- Cleveland includes games vs. Oakland and California

STATS NOTES FOR HOME AND AWAY VS NHL:

- GF does not include artificial "goals" awarded for a shootout victory
- T = single points earned via tie, overtime/shootout loss

FLAMES ALL-TIME TEAM RECORDS

LONGEST STREAKS

WINNING: 10 Games (2x)
Oct. 14 through Nov. 3, 1978
Feb. 21 through Mar. 13, 2017

UNBEATEN: 13 Games
Nov. 10 through Dec. 8, 1988

LOSING: 11 Games
Dec. 14, 1985 through Jan. 7, 1986

WINLESS: 11 Games
Dec. 14, 1985 through Jan. 7, 1986

HOME WINNING: 11 Games
Nov. 5 through Dec. 27, 2015

CONSECUTIVE HOME POINTS EARNED:
18 Games. Dec. 29, 1990 through
Mar. 14, 1991

HOME LOSING (IN REGULATION): 7 Games
Dec. 27, 2013 through Jan. 16, 2014

HOME WINLESS: 10 Games
Oct. 21 through Dec. 4, 2000

ROAD WINNING: 7 Games
Nov. 10 through Dec. 4, 1988

CONSECUTIVE ROAD POINTS EARNED:
10 Games. Nov. 4 through Nov. 30, 2009

ROAD LOSING (IN REGULATION): 11 Games
Feb. 28 through Apr. 6, 2013

ROAD WINLESS: 13 Games (2 times)
Feb. 3 through Mar. 29, 1973
Feb. 18 through Apr. 6, 2013

MOST

WINS, ONE SEASON: 54
1988-89

HOME WINS, ONE SEASON: 32
1988-89

ROAD WINS, ONE SEASON: 22
1987-88; 1988-89

ROAD WINS, ONE TRIP: 6
Dec. 9-18, 2007

LOSSES, ONE SEASON: 41
1996-97

HOME LOSSES, ONE SEASON: 20
1998-99; 2017-18

ROAD LOSSES, ONE SEASON: 24
1997-98

TIES, ONE SEASON: 19
1977-78

FEWEST

WINS, ONE SEASON: 25
1972-73

HOME WINS, ONE SEASON: 12
2000-01

ROAD WINS, ONE SEASON: 8
1997-98

LOSSES, ONE SEASON: 17
1988-89

HOME LOSSES, ONE SEASON: 4
1988-89

ROAD LOSSES, ONE SEASON: 12
1987-88

TIES, ONE SEASON: 3
1986-87

MOST

POINTS, ONE SEASON: 117
1988-89 (54 Wins, 9 Ties)

HOME POINTS, ONE SEASON: 68
1988-89 (32 Wins, 4 Ties)

ROAD POINTS, ONE SEASON: 50
1987-88 (22 Wins, 6 Ties)

FEWEST

POINTS, ONE SEASON: 65
1972-73 (25 Wins, 15 Ties)

HOME POINTS, ONE SEASON: 35
2000-01 (12 Wins, 9 Ties, 2 OTL)

ROAD POINTS, ONE SEASON: 25
1997-98 (8 Wins, 9 Ties)

MOST

GOALS FOR, ONE SEASON: 397
1987-88

HOME GOALS FOR, ONE SEASON: 217
1987-88

ROAD GOALS FOR, ONE SEASON: 180
1987-88

50-GOAL SCORERS, ONE SEASON: 2
1987-88 (Nieuwendyk, Loob)
1988-89 (Nieuwendyk, Mullen)

40-GOAL SCORERS, ONE SEASON: 4
1987-88 (Nieuwendyk, Loob, Bullard,
Mullen)

TIES NHL RECORD

30-GOAL SCORERS, ONE SEASON: 4
1981-82 (McDonald, Bridgman, LaVallee,
Peplinski)
1983-84 (Beers, McDonald, Nilsson, Loob)
1987-88 (Nieuwendyk, Loob, Bullard,
Mullen)
1989-90 (Nieuwendyk, Roberts, Mullen,
Fleury)
1993-94 (Roberts, Reichel, Fleury,
Nieuwendyk)

20-GOAL SCORERS, ONE SEASON: 9
1989-90 (Nieuwendyk, Roberts, Mullen,
Fleury, MacInnis, Ranheim, Makarov,
Gilmour, MacLellan)

GOALS AGAINST, ONE SEASON: 345
1981-82

HOME GOALS AGAINST, ONE SEASON: 154
1985-86

ROAD GOALS AGAINST, ONE SEASON: 204
1981-82

FEWEST

GOALS FOR, ONE SEASON: 186
2002-03

HOME GOALS FOR, ONE SEASON: 93
2003-04

ROAD GOALS FOR, ONE SEASON: 85
1972-73

GOALS AGAINST, ONE SEASON: 176
2003-04

HOME GOALS AGAINST, ONE SEASON: 73
2005-06

ROAD GOALS AGAINST, ONE SEASON: 91
2003-04

MOST

GOALS FOR, ONE GAME: 13
Feb. 10, 1993, Calgary 13 San Jose 1

GOALS FOR, ONE HOME GAME: 13
Feb. 10, 1993, Calgary 13 San Jose 1

GOALS FOR, ONE ROAD GAME: 11
Jan. 25, 1988, Calgary 11 Toronto 3

GOALS AGAINST, ONE GAME: 12
Oct. 29, 1981, Calgary 4 Detroit 12

GOALS AGAINST, ONE HOME GAME: 10:
Dec. 28, 1978, Calgary 4 NY Islanders 10;
Nov. 26, 1996, Calgary 1 Edmonton 10

GOALS AGAINST, ONE ROAD GAME: 12
Oct. 29, 1981, Calgary 4 Detroit 12

GOALS FOR, ONE PERIOD: 7
Oct. 17, 1988, 3rd period, Calgary 11
Los Angeles 4

GOALS AGAINST, ONE PERIOD: 6
Nov. 8, 1981, 3rd period, Calgary 4 Chicago 10
Jan. 18, 1983, 1st period, Calgary 2 Montreal 7
Nov. 13, 1983, 3rd period, Calgary 2 Buffalo 11
Jan. 3, 1984, 1st period, Calgary 6 Edmonton 9
Jan. 7, 1984, 3rd period, Calgary 1 Los Angeles 7

TOTAL GOALS, ONE GAME: 18
Feb. 23, 1991, Calgary 10 Quebec 8

TOTAL GOALS, ONE PERIOD: 10
Jan. 16, 1987 at Vancouver (5-9),
1st period, Calgary 4 Vancouver 6

FLAMES ALL-TIME TEAM RECORDS

CONTINUED

LARGEST

WINNING MARGIN: 12 Goals

Feb. 19, 1993, Calgary 13 San Jose 1

LOSING MARGIN: 11 Goals

Mar. 1, 1992, Calgary 0 Vancouver 11

TIE: 8-8

Oct. 17, 1989 at Quebec

SHUTOUT FOR: 11-0

Apr. 1, 1982, Calgary 11 Colorado 0

SHUTOUT AGAINST: 0-11

Mar. 1, 1992, Calgary 0 Vancouver 11

MOST

POWER-PLAY GOALS, ONE SEASON: 109
1987-88

POWER-PLAY GOALS, ONE GAME: 5

Jan. 15, 1981, Calgary 10 Detroit 0

Apr. 4, 1986, Calgary 9 Edmonton 3

Feb. 25, 1990, Calgary 10 Edmonton 4

Oct. 8, 1992, Calgary 7 Edmonton 2

**POWER-PLAY GOALS,
ONE GAME BOTH TEAMS: 8**
Mar. 30, 1988, Calgary 7 at
Los Angeles 9, (3-5)
**POWER-PLAY GOALS AGAINST,
ONE GAME: 6.**

Mar. 1, 1992, Calgary 0 Vancouver 11

**SHORTHANDED GOALS,
ONE SEASON: 23**

1987-88

**SHORTHANDED GOALS AGAINST,
ONE SEASON: 21**

1984-85

SHORTHANDED GOALS FOR, ONE GAME: 3

Mar. 9, 1991, Calgary 8 St. Louis 4

Oct. 17, 1997, Calgary 6 Colorado 5, OT

**SHORTHANDED GOALS AGAINST,
ONE GAME: 3**

Jan. 13, 1985 Calgary 1 Philadelphia 7

Oct. 16, 1996 Calgary 2 Montreal 4

Dec. 20, 1996 Calgary 0 Anaheim 7

Apr. 9, 1998 Calgary 3 Vancouver 6

**CONSECUTIVE GAMES SCORING
SHORTHANDED GOALS, FOR: 4**

Nov. 13 through Nov. 19, 1987, 5 goals

**CONSECUTIVE GAMES SCORING
SHORTHANDED GOALS, AGAINST: 4**

Apr. 9 through Apr. 15, 1998, 6 goals

**CONSECUTIVE GAMES SCORING
HAT TRICKS FOR: 4**
Oct. 31 through Nov. 5, 1992, Makarov,
Nieuwendyk, Fleury, Leeman

FASTEST

TWO GOALS FOR: 0:04
Oct. 17, 1989 at Quebec, Doug Gilmour at
19:45 and Paul Ranheim at 19:49,
3rd period
TWO GOALS FOR, ONE PLAYER: 0:06
Mar. 22, 1984 vs. Detroit, Lanny
McDonald at 16:23 and 16:29, 1st period
TWO GOALS FOR, BOTH TEAMS: 0:04
Mar. 15, 1977 vs. Pittsburgh, Wayne
Bianchin (15:31) and Flames Guy
Chouinard (15:35), 3rd periodNov. 26, 2006 at Anaheim, Flames
Daymond Langkow (19:39) and Anaheim
Todd Marchant (19:43), 3rd period
THREE GOALS FOR: 0:36
Feb. 10, 1993 vs. San Jose, Suter 0:17,
Lindberg 0:40 and Stern 0:53, 3rd period
FOUR GOALS FOR: 1:21
Feb. 10, 1993 vs. San Jose, Fleury 19:32,
2nd; Suter 0:17, Lindberg 0:40 and Stern
0:53, 3rd, 2nd and 3rd periods
FIVE GOALS FOR: 4:48

Mar. 12, 1975 vs. Vancouver

SIX GOALS FOR: 7:29

Feb. 25, 1981 vs. NY Islanders

TWO GOALS FOR, START OF GAME: 0:32
Mar. 11, 1987, at Hartford, 0:09
Risebrough and 0:32 Patterson
**THREE GOALS FOR, START OF PERIOD:
0:53**
Feb. 10, 1993 vs. San Jose, Suter 0:17,
Lindberg 0:40 and Stern 0:53, 3rd period
TWO SHORTHANDED GOALS FOR: 0:04
Oct. 17, 1989 at Quebec (8-8, OT), Gilmour
(19:45) and Ranheim (19:49), 3rd period
NHL RECORD

MOST

SHOTS ON GOAL FOR, ONE GAME: 59
Mar. 15, 1977 vs. Pittsburgh
Feb. 23, 1991 vs. Quebec
SHOTS AGAINST, ONE GAME: 57

Jan. 23, 1975 vs. NY Rangers

SHOTS FOR, ONE PERIOD: 25 (2 times)
Nov. 5, 1988 vs. Edmonton (4-4), 2nd period
Nov. 14, 2005 vs. Minnesota (3-2), 3rd period
SHOTS AGAINST, ONE PERIOD: 28

Mar. 12, 2009 at Detroit (6-5) SO, 3rd period

FEWEST

SHOTS ON GOAL FOR, ONE GAME: 8

Oct. 27, 1995 vs. Detroit (0-3)

SHOTS AGAINST, ONE GAME: 12

Nov. 9, 1988 at Buffalo (2-3)

Dec. 6, 1988 vs. Quebec (3-2)

Nov. 24, 1993 vs. Toronto (5-3)

Apr. 6, 1994 vs. Anaheim (4-2)

Mar. 21, 1999 vs. NY Islanders (2-1)

SHOTS FOR, ONE PERIOD: 1

Mar. 7, 1982 at Pittsburgh (4-4), 1st period

Apr. 2, 1987 at Edmonton (4-4), 1st period

Dec. 11, 1998 at Tampa Bay (2-1), 3rd period

Dec. 14, 1999 at St. Louis (1-1), 1st period

Mar. 16, 2004 at Detroit (4-1), 1st period

Apr. 2, 2009 at Dallas (2-1), 3rd period

Oct. 13, 2011 at Montreal (4-1), 3rd period

Feb. 8, 2018 at New Jersey (3-2), 3rd period

SHOTS AGAINST, ONE PERIOD: 0

Nov. 27, 1974 vs. Kansas City (4-2), 2nd period

Mar. 24, 2003 vs. Phoenix (2-0), 1st period

MOST

SHUTOUTS, ONE SEASON: 11

Miikka Kiprusoff (4)

Jamie McLennan (4)

Roman Turek (3), 2003-04

PENALTY SHOTS, ONE SEASON: 5

2003-04

**PENALTY SHOTS SUCCESSFUL,
ONE SEASON: 3**

1986-87

LONGEST

NON-SHUTOUT STREAK: 264 Games

Nov 12, 1981 through Jan 9, 1985

NHL RECORD
**CONSECUTIVE SHUTOUT MINUTES,
FOR: 161.11**
Apr. 8, 2006, 2:27, overtime at Vancouver;
Apr. 11, 2006vs. Anaheim to Apr. 15, 2006, 3rd period
at Los Angeles
**CONSECUTIVE SHUTOUT MINUTES,
AGAINST: 182:42**
Nov. 5, 2002, 3:21, 1st period to Nov. 11,
2002, 15:12, 3rd period
**LOWEST TEAM GOALS AGAINST
AVERAGE: 2.15**

2003-04

HIGHEST TEAM SAVE PERCENTAGE: 91.6

2003-04

FLAMES ALL-TIME INDIVIDUAL RECORDS

MOST

MOST SEASONS: 16

Jarome Iginla, 1996-2013

MOST GAMES PLAYED: 1,219

Jarome Iginla, 1996-2013

MOST POINTS, CAREER: 1,095

Jarome Iginla, 1996-2013 (525 goals, 570 assists)

MOST GOALS, CAREER: 525

Jarome Iginla, 1996-2013

MOST ASSISTS, CAREER: 609

Al MacInnis

MOST PENALTY MINUTES, CAREER: 2405

Tim Hunter

LONGEST CONSECUTIVE

GAME STREAK: 441

Jarome Iginla, Oct. 4, 2007 to Mar. 26, 2013

MOST SHUTOUTS, CAREER: 41

Miikka Kiprusoff, 2003-2012

MOST WINS, GOALTENDER CAREER: 297

Miikka Kiprusoff, 2003-2012

MOST POINTS

ONE SEASON: 131

Kent Nilsson, 1980-81

ONE SEASON, BY A CENTRE: 131

Kent Nilsson, 1980-81

ONE SEASON, BY A LEFT WING: 90

Gary Roberts, 1991-92

ONE SEASON, BY A RIGHT WING: 110

Joe Mullen, 1988-89

ONE SEASON, BY A DEFENCEMAN: 103

Al MacInnis, 1990-91

ONE SEASON, BY A ROOKIE: 92

Joe Nieuwendyk, 1987-88

ONE SEASON SERIES: 21

Joe Mullen vs. Los Angeles (8 games), 1988-89, (14 goals, 7 assists)

CONSECUTIVE GAMES SCORING: 16

Gary Suter, 1987-88

Gary Roberts, 1991-92

Jarome Iginla, 1999-00

ONE GAME: 7

Sergei Makarov, Feb. 25, 1990 vs. Edmonton, (2 goals, 5 assists)

ONE PERIOD: 4

Gary Suter, Apr. 4, 1986 vs. Edmonton, 2nd, 4 assists

Joe Nieuwendyk, Jan. 11, 1989 vs.

Winnipeg, 3rd, 4 goals

Al MacInnis, Mar. 28, 1991 vs. Edmonton, 1st, (1 goal, 3 assists)

Olli Jokinen, Feb. 14, 2011 at Colorado, 1st, (1 goal, 3 assists)

ONE GAME, BY A GOALTENDER: 3

Jeff Reese, Feb. 10, 1993 vs. San Jose, 3 assists

NHL RECORD

MOST GOALS

ONE SEASON: 66

Lanny McDonald, 1982-83

ONE SEASON, BY A CENTRE: 51

Joe Nieuwendyk, 1987-88; 1988-89

ONE SEASON, BY A LEFT WING: 53

Gary Roberts, 1991-92

ONE SEASON, BY A RIGHT WING: 66

Lanny McDonald, 1982-83

ONE SEASON, BY A DEFENCEMAN: 28

Al MacInnis, 1989-90; 1990-91; 1993-94

ONE SEASON, BY A ROOKIE: 51

Joe Nieuwendyk, 1987-88

ONE SEASON SERIES: 14

Joe Mullen vs. Los Angeles (8 games), 1988-89

CONSECUTIVE GAMES SCORING: 8

Kent Nilsson, 1983-84

Gary Roberts, 1992-93

ONE GAME: 5

Joe Nieuwendyk, Jan. 11, 1989 vs. Winnipeg

ONE PERIOD: 4

Joe Nieuwendyk, Jan. 11, 1989 vs. Winnipeg, 3rd period

TIES NHL RECORD

POWER-PLAY GOALS, ONE SEASON: 31

Joe Nieuwendyk, 1987-88

SHORTHANDED GOALS, ONE SEASON: 9

Kent Nilsson, 1984-85

SHORTHANDED GOALS, ONE GAME: 3

Theoren Fleury, Mar. 9, 1991 at St. Louis

FIRST GOALS OF THE GAME,

ONE SEASON: 14

Kent Nilsson, 1980-81

GAME WINNING GOALS, ONE SEASON: 12

Joe Mullen, 1986-87

GAME TYING GOALS, ONE SEASON: 4

Eric Vail, 1974-75

Jacques Richard, 1974-75

Kent Nilsson, 1980-81

Jim Peplinski, 1981-82

OVERTIME GOALS, ONE SEASON: 3

Joe Nieuwendyk, 1988-89

Sean Monahan, 2014-15

Johnny Gaudreau, 2015-16

MOST ASSISTS

ONE SEASON: 82

Kent Nilsson, 1980-81

ONE SEASON, BY A CENTRE: 82

Kent Nilsson, 1980-81

ONE SEASON, BY A LEFT WING: 60

Johnny Gaudreau, 2017-18

ONE SEASON, BY A RIGHT WING: 71

Bob MacMillan, 1978-79

ONE SEASON, BY A DEFENCEMAN: 75

Al MacInnis, 1990-91

ONE SEASON, BY A ROOKIE: 62

Sergei Makarov, 1989-90

ONE SEASON, SERIES: 13

Paul Reinhart vs. Edmonton (7 games), 1982-83

Guy Chouinard vs. Edmonton (8 games), 1982-83

CONSECUTIVE GAMES SCORING: 9

Kent Nilsson, 1984-85

Al MacInnis, 1986-87

Gary Suter, 1987-88

ONE GAME: 6

Guy Chouinard, Feb. 25, 1981 vs. NY Islanders

Gary Suter, Apr. 4, 1986 vs. Edmonton

ONE PERIOD: 4

Gary Suter, Apr. 4, 1986 vs.

Edmonton, 2nd period

MOST PENALTIES

MINUTES, ONE SEASON: 375

Tim Hunter, 1988-89

MINUTES ONE SEASON, BY A CENTRE: 213

Joel Otto, 1988-89

MINUTES ONE SEASON, BY A LEFT WING: 282

Gary Roberts, 1987-88

MINUTES ONE SEASON, BY A RIGHT WING: 375

Tim Hunter, 1988-89

MINUTES ONE SEASON, BY A DEFENCEMAN: 271

Neil Sheehy, 1985-86

MINUTES ONE SEASON, BY A ROOKIE: 208

Todd Simpson, 1996-97

CONSECUTIVE GAMES PENALIZED: 14

Willi Plett, 1977-78; Tim Hunter, 1986-87

FLAMES ALL-TIME INDIVIDUAL RECORDS CONTINUED

ONE GAME: 8

Charlie Bourgeois, Jan. 27, 1986
vs. Los Angeles, (7 minors, 1-10
minute misconduct)

Theoren Fleury, Nov. 9, 1997 at Detroit,
(5 minors, 3-10 minute misconduct)

MINUTES, ONE GAME: 41

Neil Sheehy, Mar. 21, 1986 vs. Vancouver,
(3 minors, 1 major,
3-10 minute misconduct)

MINUTES, ONE PERIOD: 37

Nick Fotiu, Mar. 8, 1987 at NY Rangers,
(minor, major, 10-minute misconduct,
2 game misconducts)

MOST SHOTS

ONE SEASON: 353

Theoren Fleury, 1995-96

ONE GAME: 13

Al MacInnis, Mar. 24, 1993 vs. St. Louis
Theoren Fleury, Mar. 2, 1995 vs. Vancouver

ONE PERIOD: 8

Kari Eloranta, Oct. 15, 1983 vs. Edmonton,
2nd period

MISCELLANEOUS

SHUTOUTS, ONE SEASON: 10

Miikka Kiprusoff, 2005-06

WINS ONE SEASON, BY A GOALTENDER: 45

Miikka Kiprusoff, 2008-09

LONGEST UNDEFEATED STREAK, BY A

GOALTENDER: 19 Games
Rejean Lemelin, 12 wins, 7 ties, 1983-84

MOST CONSECUTIVE SHUTOUT MINUTES,

FOR: 164:40
Michael Vernon Dec. 12-19, 1992

MOST CONSECUTIVE GAMES PLAYED,

GOALTENDER: 28
Trevor Kidd, Jan. 20, 1995 to
Mar. 19, 1995

LOWEST GOALS AGAINST AVERAGE: 1.69

Miikka Kiprusoff, 2003-04

HIGHEST SAVE PERCENTAGE: 0.933

Miikka Kiprusoff, 2003-04

PENALTY SHOTS, ONE SEASON: 3

Joe Mullen, 1986-87
Shean Donovan, 2003-04

MOST PENALTY SHOTS STOPPED FOR,

ONE GAME: 2
Joe Mullen, 1986-87
Shean Donovan, 2003-04

MOST PENALTY SHOTS STOPPED AGAINST,

ONE GAME: 2
Miikka Kiprusoff, Mar. 4, 2011

3 OR MORE GOAL GAMES, ONE SEASON: 5

Hakan Loob, 1987-88
Theoren Fleury, 1990-91

HIGHEST PLUS-MINUS, ONE GAME: +9

Theoren Fleury, Feb. 10, 1993
vs. San Jose

MOST 1ST GOALS OF THE SEASON: 3

Theoren Fleury, 1991-92, 1993-94,
1994-95

MOST CONSECUTIVE SEASONS

WITH 30+ GOALS: 11
Jarome Iginla, 2000-12

MOST ALL-STARS IN THE STARTING

LINEUP: 2
Jarome Iginla and Dion Phaneuf, 2008

PLAYOFF RECORDS



FLAMES ALL-TIME PLAYOFF RESULTS

| DATE | TEAMS | RESULT | DATE | TEAMS | RESULT |
|------------|-------------|-------------|------------|-------------|-------------|
| 04/09/1974 | ATL at PHI | 1-4 L | 04/12/1986 | CGY at WPG | 4-3 W (OT) |
| 04/11/1974 | ATL at PHI | 1-5 L | 04/18/1986 | CGY at EDM | 4-1 W |
| 04/12/1974 | ATL vs. PHI | 1-4 L | 04/20/1986 | CGY at EDM | 5-6 L (OT) |
| 04/14/1974 | ATL vs. PHI | 3-4 L (OT) | 04/22/1986 | CGY vs. EDM | 3-2 W |
| 04/06/1976 | ATL at LAK | 1-2 L | 04/24/1986 | CGY vs. EDM | 4-7 L |
| 04/08/1976 | ATL vs. LAK | 0-1 L | 04/26/1986 | CGY at EDM | 4-1 W |
| 04/05/1977 | ATL at LAK | 2-5 L | 04/28/1986 | CGY vs. EDM | 2-5 L |
| 04/07/1977 | ATL vs. LAK | 3-2 W | 04/30/1986 | CGY at EDM | 3-2 W |
| 04/09/1977 | ATL at LAK | 2-4 L | 05/02/1986 | CGY vs. STL | 2-3 L |
| 04/11/1978 | ATL vs. DET | 3-5 L | 05/04/1986 | CGY vs. STL | 8-2 W |
| 04/13/1978 | ATL at DET | 2-3 L | 05/06/1986 | CGY at STL | 5-3 W |
| 04/10/1979 | ATL vs. TOR | 1-2 L | 05/08/1986 | CGY at STL | 2-5 L |
| 04/12/1979 | ATL at TOR | 4-7 L | 05/10/1986 | CGY vs. STL | 4-2 W |
| 04/08/1980 | ATL at NYR | 1-2 L (OT) | 05/12/1986 | CGY at STL | 5-6 L (OT) |
| 04/09/1980 | ATL at NYR | 1-5 L | 05/14/1986 | CGY vs. STL | 2-1 W |
| 04/11/1980 | ATL vs. NYR | 4-2 W | 05/16/1986 | CGY vs. MTL | 5-2 W |
| 04/12/1980 | ATL vs. NYR | 2-5 L | 05/18/1986 | CGY vs. MTL | 2-3 L (OT) |
| 04/08/1981 | CGY vs. CHI | 4-3 W | 05/20/1986 | CGY at MTL | 3-5 L |
| 04/09/1981 | CGY vs. CHI | 6-2 W | 05/22/1986 | CGY at MTL | 0-1 L |
| 04/11/1981 | CGY at CHI | 5-4 W (20T) | 05/24/1986 | CGY vs. MTL | 3-4 L |
| 04/16/1981 | CGY at PHI | 0-4 L | 04/08/1987 | CGY vs. WPG | 2-4 L |
| 04/17/1981 | CGY at PHI | 5-4 W | 04/09/1987 | CGY vs. WPG | 2-3 L |
| 04/19/1981 | CGY vs. PHI | 2-1 W | 04/11/1987 | CGY at WPG | 3-2 W (OT) |
| 04/20/1981 | CGY vs. PHI | 5-4 W | 04/12/1987 | CGY at WPG | 3-4 L |
| 04/22/1981 | CGY at PHI | 4-9 L | 04/14/1987 | CGY vs. WPG | 4-3 W |
| 04/24/1981 | CGY vs. PHI | 2-3 L | 04/16/1987 | CGY at WPG | 1-6 L |
| 04/26/1981 | CGY at PHI | 4-1 W | 04/06/1988 | CGY vs. LAK | 9-2 W |
| 04/28/1981 | CGY vs. MIN | 1-4 L | 04/07/1988 | CGY vs. LAK | 6-4 W |
| 04/30/1981 | CGY vs. MIN | 3-2 W | 04/09/1988 | CGY at LAK | 2-5 L |
| 05/03/1981 | CGY at MIN | 4-6 L | 04/10/1988 | CGY at LAK | 7-3 W |
| 05/05/1981 | CGY at MIN | 4-7 L | 04/12/1988 | CGY vs. LAK | 6-4 W |
| 05/07/1981 | CGY vs. MIN | 3-1 W | 04/19/1988 | CGY vs. EDM | 1-3 L |
| 05/09/1981 | CGY at MIN | 3-5 L | 04/21/1988 | CGY vs. EDM | 4-5 L (OT) |
| 04/07/1982 | CGY at VAN | 3-5 L | 04/23/1988 | CGY at EDM | 2-4 L |
| 04/08/1982 | CGY at VAN | 1-2 L (OT) | 04/25/1988 | CGY at EDM | 4-6 L |
| 04/10/1982 | CGY vs. VAN | 1-3 L | 04/05/1989 | CGY vs. VAN | 3-4 L (OT) |
| 04/06/1983 | CGY vs. VAN | 4-3 W (OT) | 04/06/1989 | CGY vs. VAN | 5-2 W |
| 04/07/1983 | CGY vs. VAN | 5-3 W | 04/08/1989 | CGY at VAN | 4-0 W |
| 04/09/1983 | CGY at VAN | 4-5 L | 04/09/1989 | CGY at VAN | 3-5 L |
| 04/10/1983 | CGY at VAN | 4-3 W (OT) | 04/11/1989 | CGY vs. VAN | 4-0 W |
| 04/14/1983 | CGY at EDM | 3-6 L | 04/13/1989 | CGY at VAN | 3-6 L |
| 04/15/1983 | CGY at EDM | 1-5 L | 04/15/1989 | CGY vs. VAN | 4-3 W (OT) |
| 04/17/1983 | CGY vs. EDM | 2-10 L | 04/18/1989 | CGY vs. LAK | 4-3 W (OT) |
| 04/18/1983 | CGY vs. EDM | 6-5 W | 04/20/1989 | CGY vs. LAK | 8-3 W |
| 04/20/1983 | CGY at EDM | 1-9 L | 04/22/1989 | CGY at LAK | 5-2 W |
| 04/04/1984 | CGY vs. VAN | 5-3 W | 04/24/1989 | CGY at LAK | 5-3 W |
| 04/05/1984 | CGY vs. VAN | 4-2 W | 05/02/1989 | CGY vs. CHI | 3-0 W |
| 04/07/1984 | CGY at VAN | 0-7 L | 05/04/1989 | CGY vs. CHI | 2-4 L |
| 04/08/1984 | CGY at VAN | 5-1 W | 05/06/1989 | CGY at CHI | 5-2 W |
| 04/12/1984 | CGY at EDM | 2-5 L | 05/08/1989 | CGY at CHI | 2-1 W (OT) |
| 04/13/1984 | CGY at EDM | 6-5 W (OT) | 05/10/1989 | CGY vs. CHI | 3-1 W |
| 04/15/1984 | CGY vs. EDM | 2-3 L | 05/14/1989 | CGY vs. MTL | 3-2 W |
| 04/16/1984 | CGY vs. EDM | 3-5 L | 05/17/1989 | CGY vs. MTL | 2-4 L |
| 04/18/1984 | CGY at EDM | 5-4 W | 05/19/1989 | CGY at MTL | 3-4 L (20T) |
| 04/20/1984 | CGY vs. EDM | 5-4 W (OT) | 05/21/1989 | CGY at MTL | 4-2 W |
| 04/22/1984 | CGY at EDM | 4-7 L | 05/23/1989 | CGY vs. MTL | 3-2 W |
| 04/10/1985 | CGY at WPG | 4-5 L (OT) | 05/25/1989 | CGY at MTL | 4-2 W |
| 04/11/1985 | CGY at WPG | 2-5 L | 04/04/1990 | CGY vs. LAK | 3-5 L |
| 04/13/1985 | CGY vs. WPG | 4-0 W | 04/06/1990 | CGY vs. LAK | 8-5 W |
| 04/14/1985 | CGY vs. WPG | 3-5 L | 04/08/1990 | CGY at LAK | 1-2 L (OT) |
| 04/09/1986 | CGY vs. WPG | 5-1 W | 04/10/1990 | CGY at LAK | 4-12 L |
| 04/10/1986 | CGY vs. WPG | 6-4 W | 04/12/1990 | CGY vs. LAK | 5-1 W |

FLAMES ALL-TIME PLAYOFF RESULTS CONTINUED

| DATE | TEAMS | RESULT |
|------------|-------------|-------------|
| 04/14/1990 | CGY at LAK | 3-4 L (20T) |
| 04/04/1991 | CGY vs. EDM | 1-3 L |
| 04/06/1991 | CGY vs. EDM | 3-1 W |
| 04/08/1991 | CGY at EDM | 3-4 L |
| 04/10/1991 | CGY at EDM | 2-5 L |
| 04/12/1991 | CGY vs. EDM | 5-3 W |
| 04/14/1991 | CGY at EDM | 2-1 W (OT) |
| 04/16/1991 | CGY vs. EDM | 4-5 L (OT) |
| 04/18/1993 | CGY vs. LAK | 3-6 L |
| 04/21/1993 | CGY vs. LAK | 9-4 W |
| 04/23/1993 | CGY at LAK | 5-2 W |
| 04/25/1993 | CGY at LAK | 1-3 L |
| 04/27/1993 | CGY vs. LAK | 4-9 L |
| 04/29/1993 | CGY at LAK | 6-9 L |
| 04/18/1994 | CGY vs. VAN | 0-5 L |
| 04/20/1994 | CGY vs. VAN | 7-5 W |
| 04/22/1994 | CGY at VAN | 4-2 W |
| 04/24/1994 | CGY at VAN | 3-2 W |
| 04/26/1994 | CGY vs. VAN | 1-2 L (OT) |
| 04/28/1994 | CGY at VAN | 2-3 L (OT) |
| 04/30/1994 | CGY vs. VAN | 3-4 L (20T) |
| 05/07/1995 | CGY vs. SJS | 4-5 L |
| 05/09/1995 | CGY vs. SJS | 4-5 L (OT) |
| 05/11/1995 | CGY at SJS | 9-2 W |
| 05/13/1995 | CGY at SJS | 6-4 W |
| 05/15/1995 | CGY vs. SJS | 5-0 W |
| 05/17/1995 | CGY at SJS | 3-5 L |
| 05/19/1995 | CGY vs. SJS | 4-5 L (20T) |
| 04/17/1996 | CGY at CHI | 1-4 L |
| 04/19/1996 | CGY at CHI | 0-3 L |
| 04/21/1996 | CGY vs. CHI | 5-7 L |
| 04/23/1996 | CGY vs. CHI | 1-2 L (30T) |
| 04/07/2004 | CGY at VAN | 3-5 L |
| 04/09/2004 | CGY at VAN | 2-1 W |
| 04/11/2004 | CGY vs. VAN | 1-2 L |
| 04/13/2004 | CGY vs. VAN | 4-0 W |
| 04/15/2004 | CGY at VAN | 2-1 W |
| 04/17/2004 | CGY vs. VAN | 5-4 L (30T) |
| 04/19/2004 | CGY at VAN | 3-2 W (OT) |
| 04/22/2004 | CGY at DET | 2-1 W (OT) |
| 04/24/2004 | CGY at DET | 2-5 L |
| 04/27/2004 | CGY vs. DET | 3-2 W |
| 04/29/2004 | CGY vs. DET | 2-4 L |
| 05/01/2004 | CGY at DET | 1-0 W |
| 05/03/2004 | CGY vs. DET | 1-0 W (OT) |
| 05/09/2004 | CGY at SJS | 4-3 W |
| 05/11/2004 | CGY at SJS | 4-1 W |
| 05/13/2004 | CGY vs. SJS | 0-3 L |
| 05/16/2004 | CGY vs. SJS | 2-4 L |
| 05/17/2004 | CGY at SJS | 3-0 W |
| 05/19/2004 | CGY vs. SJS | 3-1 W |
| 05/25/2004 | CGY at TBL | 4-1 W |
| 05/27/2004 | CGY at TBL | 1-4 L |
| 05/29/2004 | CGY vs. TBL | 3-0 W |
| 05/31/2004 | CGY vs. TBL | 0-1 L |
| 06/03/2004 | CGY at TBL | 3-2 W (OT) |
| 06/05/2004 | CGY vs. TBL | 2-3 L (20T) |
| 06/07/2004 | CGY at TBL | 1-2 L |
| 04/21/2006 | CGY vs. ANA | 2-1 W |
| 04/23/2006 | CGY vs. ANA | 3-4 L |
| 04/25/2006 | CGY vs. ANA | 5-2 W |
| 04/27/2006 | CGY vs. ANA | 2-3 L |

| DATE | TEAMS | RESULT |
|------------|-------------|-------------|
| 04/29/2006 | CGY vs. ANA | 3-2 W |
| 05/01/2006 | CGY vs. ANA | 1-2 L |
| 05/03/2006 | CGY vs. ANA | 0-3 L |
| 04/12/2007 | CGY at DET | 1-4 L |
| 04/15/2007 | CGY at DET | 1-3 L |
| 04/17/2007 | CGY vs. DET | 3-2 W |
| 04/19/2007 | CGY vs. DET | 3-2 W |
| 04/21/2007 | CGY at DET | 1-5 L |
| 04/22/2007 | CGY vs. DET | 1-2 L (20T) |
| 04/09/2008 | CGY at SJS | 3-2 W |
| 04/10/2008 | CGY at SJS | 0-2 L |
| 04/13/2008 | CGY vs. SJS | 4-3 W |
| 04/15/2008 | CGY vs. SJS | 2-3 L |
| 04/17/2008 | CGY at SJS | 3-4 L |
| 04/20/2008 | CGY vs. SJS | 2-0 W |
| 04/22/2008 | CGY at SJS | 3-5 L |
| 04/16/2009 | CGY at CHI | 2-3 L (OT) |
| 04/18/2009 | CGY at CHI | 2-3 L |
| 04/20/2009 | CGY vs. CHI | 4-2 W |
| 04/22/2009 | CGY vs. CHI | 6-4 W |
| 04/25/2009 | CGY at CHI | 1-5 L |
| 04/27/2009 | CGY vs. CHI | 1-4 L |
| 04/15/2015 | CGY at VAN | 2-1 W |
| 04/17/2015 | CGY at VAN | 1-4 L |
| 04/19/2015 | CGY vs. VAN | 4-2 W |
| 04/21/2015 | CGY vs. VAN | 3-1 W |
| 04/23/2015 | CGY at VAN | 1-2 L |
| 04/25/2015 | CGY vs. VAN | 7-4 W |
| 04/30/2015 | CGY at ANA | 1-6 L |
| 05/03/2015 | CGY at ANA | 0-3 L |
| 05/05/2015 | CGY vs. ANA | 4-3 W (OT) |
| 05/08/2015 | CGY vs. ANA | 2-4 L |
| 05/10/2015 | CGY at ANA | 2-3 L (OT) |
| 04/13/2017 | CGY at ANA | 2-3 L |
| 04/15/2017 | CGY at ANA | 2-3 L |
| 04/17/2017 | CGY vs. ANA | 4-5 L (OT) |
| 04/19/2017 | CGY vs. ANA | 1-3 L |

FLAMES ALL-TIME PLAYOFF OVERTIME GAMES

| DATE | | OPPOSITION | SCORE | | SCORER | TIME |
|----------------|-----|--------------|-------|---|-------------------|-------|
| April 17, 2017 | vs. | Anaheim | 5-4 | L | Corey Perry | 1:30 |
| May 10, 2015 | at | Anaheim | 2-3 | L | Corey Perry | 2:26 |
| May 5, 2015 | vs. | Anaheim | 4-3 | W | Mikael Backlund | 4:24 |
| April 16, 2009 | at | Chicago | 2-3 | L | Martin Havlat | 0:12 |
| April 22, 2007 | vs. | Detroit | 1-2 | L | Johan Franzen | 24:23 |
| April 27, 2006 | at | Anaheim | 2-3 | L | Sean O'Donnell | 1:36 |
| April 21, 2006 | vs. | Anaheim | 2-1 | W | Darren McCarty | 9:45 |
| June 5, 2004 | vs. | Tampa Bay | 2-3 | L | Martin St. Louis | 20:33 |
| June 3, 2004 | at | Tampa Bay | 3-2 | W | Oleg Saprykin | 14:40 |
| May 9, 2004 | at | San Jose | 4-3 | W | Steve Montador | 18:43 |
| May 3, 2004 | vs. | Detroit | 1-0 | W | Martin Gelas | 19:13 |
| April 22, 2004 | at | Detroit | 2-1 | W | Marcus Nilson | 2:39 |
| April 19, 2004 | at | Vancouver | 3-2 | W | Martin Gelas | 1:25 |
| April 17, 2004 | vs. | Vancouver | 4-5 | L | Brendan Morrison | 42:28 |
| April 23, 1996 | vs. | Chicago | 1-2 | L | Joe Murphy | 50:02 |
| May 19, 1995 | vs. | San Jose | 4-5 | L | Ray Whitney | 21:54 |
| May 9, 1995 | vs. | San Jose | 4-5 | L | Ulf Dahlen | 12:21 |
| April 30, 1994 | vs. | Vancouver | 3-4 | L | Pavel Bure | 22:20 |
| April 28, 1994 | at | Vancouver | 2-3 | L | Trevor Linden | 16:43 |
| April 26, 1994 | vs. | Vancouver | 1-2 | L | Geoff Courtnall | 7:15 |
| April 16, 1991 | vs. | Edmonton | 4-5 | L | Esa Tikkanen | 6:58 |
| April 14, 1991 | at | Edmonton | 2-1 | W | Theoren Fleury | 4:40 |
| April 14, 1990 | at | Los Angeles | 3-4 | L | Mike Krushelnyski | 23:14 |
| April 8, 1990 | at | Los Angeles | 1-2 | L | Tony Granato | 8:37 |
| May 19, 1989 | at | Montreal | 3-4 | L | Ryan Walter | 38:08 |
| May 8, 1989 | at | Chicago | 2-1 | W | Al MacInnis | 15:05 |
| April 18, 1989 | vs. | Los Angeles | 4-3 | W | Doug Gilmour | 7:47 |
| April 15, 1989 | vs. | Vancouver | 4-3 | W | Joel Otto | 19:21 |
| April 5, 1989 | vs. | Vancouver | 3-4 | W | Paul Reinhart | 2:47 |
| April 15, 1988 | vs. | Edmonton | 4-5 | L | Wayne Gretzky | 7:54 |
| April 11, 1987 | at | Winnipeg | 3-2 | W | Mike Bullard | 3:53 |
| May 18, 1986 | vs. | Montreal | 2-3 | L | Brian Skrudland | 0:09 |
| May 12, 1986 | at | St. Louis | 5-6 | L | Doug Wickenheiser | 7:30 |
| April 20, 1986 | at | Edmonton | 5-6 | L | Glenn Anderson | 1:04 |
| April 12, 1986 | at | Winnipeg | 4-3 | W | Lanny McDonald | 8:25 |
| April 10, 1985 | at | Winnipeg | 4-5 | L | Brian Mullen | 7:56 |
| April 20, 1984 | vs. | Edmonton | 5-4 | W | Lanny McDonald | 1:04 |
| April 13, 1984 | at | Edmonton | 6-5 | W | Carey Wilson | 3:42 |
| April 10, 1983 | at | Vancouver | 4-3 | W | Greg Meredith | 1:06 |
| April 6, 1983 | vs. | Vancouver | 4-3 | W | Eddy Beers | 12:27 |
| April 8, 1982 | at | Vancouver | 1-2 | L | Dave Williams | 14:20 |
| April 11, 1981 | at | Chicago | 5-4 | W | Willi Plett | 35:17 |
| April 8, 1980 | at | NY Rangers | 1-2 | L | Steve Vickers | 0:33 |
| April 14, 1974 | vs. | Philadelphia | 3-4 | L | Dave Schultz | 5:40 |

| | GP | W | L | | GP | W | L | | GP | W | L |
|------|----|---|----|------|----|----|----|---------|----|----|----|
| Home | 21 | 8 | 13 | Road | 23 | 11 | 12 | Overall | 44 | 19 | 25 |

FLAMES ALL-TIME VS OTHER TEAMS

| OPPONENT | SERIES | W | L | GP | W | L | GF | GA | LAST MTG. | RND. | RESULT |
|---------------|-----------|-----------|-----------|------------|-----------|------------|------------|------------|-----------|------|--------|
| Anaheim | 3 | 0 | 3 | 16 | 4 | 12 | 34 | 50 | 2017 | CQF | L 0-4 |
| Chicago | 4 | 2 | 2 | 18 | 9 | 9 | 53 | 54 | 2009 | CQF | L 2-4 |
| Dallas | 1 | 0 | 1 | 7 | 3 | 4 | 19 | 25 | 1981 | SF | L 2-4 |
| Detroit | 3 | 1 | 2 | 14 | 6 | 8 | 26 | 38 | 2007 | CQF | L 4-2 |
| Edmonton | 5 | 1 | 4 | 30 | 11 | 19 | 96 | 132 | 1991 | DSF | L 3-4 |
| Los Angeles | 6 | 2 | 4 | 26 | 13 | 13 | 102 | 105 | 1993 | DSF | L 2-4 |
| Montreal | 2 | 1 | 1 | 11 | 5 | 6 | 32 | 31 | 1989 | F | W 4-2 |
| NY Rangers | 1 | 0 | 1 | 4 | 1 | 3 | 8 | 14 | 1980 | PRE | L 1-3 |
| Philadelphia | 2 | 1 | 1 | 11 | 4 | 7 | 28 | 43 | 1981 | QF | W 4-3 |
| Phoenix | 3 | 1 | 2 | 13 | 6 | 7 | 43 | 45 | 1987 | DSF | L 2-4 |
| St. Louis | 1 | 1 | 0 | 7 | 4 | 3 | 28 | 22 | 1986 | CF | W 4-3 |
| San Jose | 3 | 1 | 2 | 20 | 10 | 10 | 68 | 57 | 2008 | CQF | L 4-3 |
| Tampa Bay | 1 | 0 | 1 | 7 | 3 | 4 | 14 | 13 | 2004 | F | L 3-4 |
| Toronto | 1 | 0 | 1 | 2 | 0 | 2 | 5 | 9 | 1979 | PRE | L 0-2 |
| Vancouver | 7 | 5 | 2 | 38 | 21 | 17 | 119 | 110 | 2015 | CQF | W 4-2 |
| TOTALS | 43 | 16 | 27 | 223 | 99 | 124 | 675 | 734 | - | - | - |

FLAMES ALL-TIME SERIES RECORD VS OTHER TEAMS

| OPPONENT | YEAR | SERIES WINNER | W | L | GF | GA |
|--------------|------|---------------|---|---|----|----|
| Anaheim | 2006 | CQF ANA | 3 | 4 | 16 | 17 |
| Anaheim | 2015 | CSF ANA | 1 | 4 | 9 | 19 |
| Anaheim | 2017 | CQF ANA | 0 | 4 | 9 | 14 |
| Chicago | 1981 | PRE CGY | 3 | 0 | 15 | 9 |
| Chicago | 1989 | CF CGY | 4 | 1 | 15 | 8 |
| Chicago | 1996 | CQF CHI | 0 | 4 | 7 | 16 |
| Chicago | 2009 | CQF CHI | 2 | 4 | 16 | 21 |
| Detroit | 1978 | PRE DET | 0 | 2 | 5 | 8 |
| Detroit | 2004 | CSF CGY | 4 | 2 | 11 | 12 |
| Detroit | 2007 | CQF DET | 2 | 4 | 10 | 18 |
| Edmonton | 1983 | DF EDM | 1 | 4 | 13 | 35 |
| Edmonton | 1984 | DF EDM | 3 | 4 | 27 | 33 |
| Edmonton | 1986 | DF CGY | 4 | 3 | 25 | 24 |
| Edmonton | 1988 | DF EDM | 0 | 4 | 11 | 18 |
| Edmonton | 1991 | DSF EDM | 3 | 4 | 20 | 22 |
| Los Angeles | 1976 | PRE LAK | 0 | 2 | 1 | 3 |
| Los Angeles | 1977 | PRE LAK | 1 | 2 | 7 | 11 |
| Los Angeles | 1988 | DSF CGY | 4 | 1 | 30 | 18 |
| Los Angeles | 1989 | DF CGY | 4 | 0 | 22 | 11 |
| Los Angeles | 1990 | DSF LAK | 2 | 4 | 24 | 29 |
| Los Angeles | 1993 | DSF LAK | 2 | 4 | 28 | 33 |
| Minnesota | 1981 | SF MIN | 2 | 4 | 18 | 25 |
| Montreal | 1986 | F MTL | 1 | 4 | 13 | 15 |
| Montreal | 1989 | F CGY | 4 | 2 | 19 | 16 |
| NY Rangers | 1980 | PRE NYR | 1 | 3 | 8 | 14 |
| Philadelphia | 1974 | QF PHI | 0 | 4 | 6 | 17 |
| Philadelphia | 1981 | QF CGY | 4 | 3 | 22 | 26 |
| St. Louis | 1986 | CF CGY | 4 | 3 | 28 | 22 |
| San Jose | 1995 | CQF SJS | 3 | 4 | 35 | 26 |
| San Jose | 2004 | CF CGY | 4 | 2 | 16 | 12 |
| San Jose | 2008 | CQF SJS | 3 | 4 | 17 | 19 |
| Tampa Bay | 2004 | F TBL | 3 | 4 | 14 | 13 |
| Toronto | 1979 | PRE TOR | 0 | 2 | 5 | 9 |
| Vancouver | 1982 | DSF VAN | 0 | 3 | 5 | 10 |
| Vancouver | 1983 | DSF CGY | 3 | 1 | 17 | 14 |
| Vancouver | 1984 | DSF CGY | 3 | 1 | 14 | 13 |
| Vancouver | 1989 | DSF CGY | 4 | 3 | 26 | 20 |
| Vancouver | 1994 | CQF VAN | 3 | 4 | 20 | 23 |
| Vancouver | 2004 | CQF CGY | 4 | 3 | 19 | 16 |
| Vancouver | 2015 | CQF CGY | 4 | 2 | 18 | 14 |
| Winnipeg | 1985 | DSF WPG | 1 | 3 | 13 | 15 |
| Winnipeg | 1986 | DSF CGY | 3 | 0 | 15 | 8 |
| Winnipeg | 1987 | DSF WPG | 2 | 4 | 15 | 22 |

FLAMES ALL-TIME PLAYOFF LEADERS

GOALS

| | |
|------------|----|
| Mullen | 35 |
| Nieuwendyk | 32 |
| Fleury | 29 |
| Iginla | 28 |
| Loob | 26 |
| MacInnis | 25 |
| McDonald | 24 |
| Otto | 23 |
| Reinhart | 21 |
| Gilmour | 15 |
| Peplinski | 15 |

ASSISTS

| | |
|------------|----|
| MacInnis | 77 |
| Reinhart | 51 |
| Otto | 38 |
| Fleury | 33 |
| Suter | 33 |
| Peplinski | 31 |
| Roberts | 30 |
| Loob | 28 |
| Nieuwendyk | 28 |
| Chouinard | 26 |

POINTS

| | |
|------------|-----|
| MacInnis | 102 |
| Reinhart | 72 |
| Fleury | 62 |
| Otto | 61 |
| Nieuwendyk | 60 |
| Mullen | 55 |
| Loob | 54 |
| Iginla | 49 |
| McDonald | 47 |
| Peplinski | 46 |

PENALTY MINUTES

| | |
|-----------|-----|
| Peplinski | 382 |
| Hunter, T | 352 |
| Roberts | 216 |
| Plett | 191 |
| Otto | 188 |
| MacInnis | 153 |
| Baxter | 120 |
| Sheehy | 104 |
| McDonald | 98 |
| Fleury | 96 |

GAMES PLAYED

| | |
|---------------|----|
| Peplinski | 99 |
| MacInnis | 95 |
| Otto | 87 |
| Hunter, T | 86 |
| Macoun | 84 |
| Vernon (G) | 81 |
| Reinhart | 76 |
| Loob | 73 |
| Patterson | 72 |
| McDonald | 72 |
| Nieuwendyk | 66 |
| Mullen | 61 |
| Fleury | 59 |
| Roberts | 58 |
| Iginla | 54 |
| Kiprusoff (G) | 54 |
| Risebrough | 50 |
| Suter | 49 |
| Conroy | 45 |
| Yelle | 43 |
| Regehr | 41 |
| Chouinard | 41 |

FLAMES CAREER PLAYOFF POINT LEADERS

| PLAYER | GP | G | A | PTS | PIM |
|--------------|----|----|----|-----|-----|
| MacInnis | 95 | 25 | 77 | 102 | 153 |
| Reinhart | 76 | 21 | 51 | 72 | 38 |
| Fleury | 59 | 29 | 33 | 62 | 96 |
| Otto | 87 | 23 | 38 | 61 | 188 |
| Nieuwendyk | 66 | 32 | 28 | 60 | 36 |
| Mullen | 61 | 35 | 20 | 55 | 18 |
| Loob | 73 | 26 | 28 | 54 | 16 |
| Iginla | 54 | 28 | 21 | 49 | 70 |
| McDonald | 72 | 24 | 23 | 47 | 98 |
| Peplinski | 99 | 15 | 31 | 46 | 382 |
| Roberts | 58 | 13 | 30 | 43 | 216 |
| Suter | 49 | 6 | 33 | 39 | 68 |
| Chouinard | 41 | 9 | 26 | 35 | 12 |
| Gilmour | 35 | 15 | 13 | 28 | 28 |
| Nilsson | 33 | 4 | 24 | 28 | 8 |
| Patterson | 72 | 11 | 16 | 27 | 55 |
| Risebrough | 50 | 10 | 17 | 27 | 95 |
| Macoun | 84 | 6 | 19 | 25 | 87 |
| Quinn, D | 29 | 11 | 12 | 23 | 14 |
| Tonelli | 31 | 9 | 14 | 23 | 61 |
| Conroy | 45 | 7 | 15 | 22 | 28 |
| Reichel | 26 | 5 | 14 | 19 | 6 |
| Plett | 27 | 12 | 6 | 18 | 191 |
| Houston | 31 | 9 | 9 | 18 | 62 |
| Langkow | 26 | 6 | 12 | 18 | 12 |
| MacMillan, B | 24 | 8 | 9 | 17 | 16 |
| Russell | 34 | 3 | 13 | 16 | 70 |
| Ramage | 29 | 2 | 14 | 16 | 47 |
| Gelinas | 26 | 8 | 7 | 15 | 35 |
| Regehr | 41 | 3 | 12 | 15 | 28 |
| Bozek | 31 | 7 | 7 | 14 | 53 |
| Titov | 18 | 7 | 6 | 13 | 14 |
| Lever | 20 | 5 | 8 | 13 | 20 |
| Stern | 31 | 6 | 6 | 12 | 85 |
| Wilson, C | 32 | 6 | 6 | 12 | 10 |
| Phaneuf | 25 | 5 | 7 | 12 | 22 |
| Hunter, T | 86 | 5 | 7 | 12 | 352 |
| Huselius | 20 | 2 | 10 | 12 | 14 |
| Leopold | 39 | 0 | 12 | 12 | 18 |
| Monahan | 15 | 7 | 4 | 11 | 2 |
| Vail | 20 | 5 | 6 | 11 | 6 |
| Gaudreau | 15 | 4 | 7 | 11 | 6 |
| Konroyd | 24 | 4 | 7 | 11 | 40 |
| Nilson | 34 | 4 | 7 | 11 | 14 |
| Eaves | 19 | 5 | 5 | 10 | 10 |
| Donovan | 31 | 5 | 5 | 10 | 39 |
| Sullivan | 18 | 4 | 6 | 10 | 10 |
| Beers | 22 | 4 | 6 | 10 | 39 |
| Nattress | 38 | 4 | 6 | 10 | 22 |
| Lombardi | 33 | 2 | 8 | 10 | 10 |
| McCrimmon | 37 | 2 | 8 | 10 | 60 |
| Yelle | 43 | 6 | 3 | 9 | 32 |
| Bridgman | 12 | 5 | 4 | 9 | 47 |
| Bullard | 12 | 4 | 5 | 9 | 8 |
| Murzyn | 32 | 4 | 5 | 9 | 35 |
| LaVallee | 19 | 3 | 6 | 9 | 15 |
| Ranheim | 19 | 3 | 6 | 9 | 2 |
| Brodie | 15 | 1 | 8 | 9 | 2 |

| PLAYER | GP | G | A | PTS | PIM |
|-------------|----|---|---|-----|-----|
| Housley | 7 | 0 | 9 | 9 | 0 |
| Simon | 22 | 5 | 3 | 8 | 81 |
| Hudler | 11 | 4 | 4 | 8 | 2 |
| Nieminen | 24 | 4 | 4 | 8 | 55 |
| Tanguay | 13 | 1 | 7 | 8 | 12 |
| Eloranta | 21 | 1 | 7 | 8 | 19 |
| Zalapski | 18 | 0 | 8 | 8 | 16 |
| Kisio | 14 | 3 | 4 | 7 | 27 |
| MacLellan | 28 | 3 | 4 | 7 | 27 |
| Russell, K | 11 | 2 | 5 | 7 | 7 |
| Lysiak | 11 | 2 | 5 | 7 | 12 |
| Berezan | 20 | 2 | 5 | 7 | 30 |
| Rautakallio | 23 | 2 | 5 | 7 | 8 |
| Murdoch | 25 | 2 | 5 | 7 | 42 |
| Makarov | 9 | 1 | 6 | 7 | 0 |
| Wideman | 11 | 0 | 7 | 7 | 12 |
| Ference | 33 | 0 | 7 | 7 | 37 |
| Bennett, S | 15 | 5 | 1 | 6 | 12 |
| Kruse | 17 | 4 | 2 | 6 | 28 |
| Moss | 17 | 4 | 2 | 6 | 4 |
| Chiasson | 11 | 3 | 3 | 6 | 9 |
| Clark | 26 | 3 | 3 | 6 | 30 |
| Saprykin | 26 | 3 | 3 | 6 | 14 |
| Clement | 32 | 3 | 3 | 6 | 14 |
| Aucoin | 13 | 2 | 4 | 6 | 6 |
| Nylander | 13 | 0 | 6 | 6 | 2 |
| Marsh | 22 | 0 | 6 | 6 | 27 |
| Kennedy | 10 | 4 | 1 | 5 | 18 |
| Nolan | 7 | 3 | 2 | 5 | 2 |
| Ferland | 9 | 3 | 2 | 5 | 23 |
| Jackson | 14 | 3 | 2 | 5 | 6 |
| Yawney | 19 | 3 | 2 | 5 | 26 |
| Hislop | 28 | 3 | 2 | 5 | 11 |
| Jokinen | 6 | 2 | 3 | 5 | 4 |
| Jones, D. | 11 | 2 | 3 | 5 | 2 |
| Backlund | 15 | 2 | 3 | 5 | 8 |
| Meredith | 5 | 3 | 1 | 4 | 4 |
| Dahlquist | 7 | 3 | 1 | 4 | 4 |
| Gould, B | 11 | 3 | 1 | 4 | 4 |
| Romanchych | 7 | 2 | 2 | 4 | 4 |
| Hunter, M | 10 | 2 | 2 | 4 | 23 |
| Amonte | 13 | 2 | 2 | 4 | 10 |
| Holt | 13 | 2 | 2 | 4 | 52 |
| Nystrom | 13 | 2 | 2 | 4 | 2 |
| Versteeg | 4 | 1 | 3 | 4 | 4 |
| Stajan | 14 | 1 | 3 | 4 | 21 |
| Musil | 25 | 1 | 3 | 4 | 21 |
| Baxter | 30 | 0 | 4 | 4 | 120 |
| Paslawski | 6 | 3 | 0 | 3 | 0 |
| Walz | 7 | 3 | 0 | 3 | 2 |
| Hull | 6 | 2 | 1 | 3 | 0 |
| Comeau | 9 | 2 | 1 | 3 | 8 |
| Cammalleri | 6 | 1 | 2 | 3 | 2 |
| Colborne | 11 | 1 | 2 | 3 | 20 |
| Primeau | 13 | 1 | 2 | 3 | 18 |
| Kromm | 14 | 1 | 2 | 3 | 13 |
| Montador | 20 | 1 | 2 | 3 | 6 |
| Unger | 4 | 0 | 3 | 3 | 2 |

FLAMES CAREER PLAYOFF POINT LEADERS CONTINUED

| PLAYER | GP | G | A | PTS | PIM |
|-------------|----|---|---|-----|-----|
| Mulhern | 5 | 0 | 3 | 3 | 5 |
| Ashton | 6 | 0 | 3 | 3 | 2 |
| Glencross | 6 | 0 | 3 | 3 | 12 |
| Skrudland | 6 | 0 | 3 | 3 | 12 |
| Hamrik | 13 | 0 | 3 | 3 | 10 |
| Johnson | 17 | 0 | 3 | 3 | 64 |
| Lemelin (G) | 31 | 0 | 3 | 3 | 0 |
| Vernon (G) | 81 | 0 | 3 | 3 | 18 |
| Lalonde | 3 | 2 | 0 | 2 | 0 |
| Pronovost | 6 | 2 | 0 | 2 | 2 |
| McCarty | 7 | 2 | 0 | 2 | 15 |
| Bollig | 11 | 2 | 0 | 2 | 38 |
| Oliwa | 20 | 2 | 0 | 2 | 6 |
| Stillman | 2 | 1 | 1 | 2 | 0 |
| Lemieux, J | 4 | 1 | 1 | 2 | 0 |
| Bertuzzi | 6 | 1 | 1 | 2 | 8 |
| Giordano | 8 | 1 | 1 | 2 | 2 |
| Bennett | 9 | 1 | 1 | 2 | 45 |
| Dunn | 9 | 1 | 1 | 2 | 8 |
| Kobasew | 33 | 1 | 1 | 2 | 24 |
| Boldirev | 2 | 0 | 2 | 2 | 2 |
| Ecclestone | 4 | 0 | 2 | 2 | 6 |
| Brouwer | 4 | 0 | 2 | 2 | 0 |
| Pardy | 6 | 0 | 2 | 2 | 5 |
| Raymond | 8 | 0 | 2 | 2 | 0 |
| Manery | 9 | 0 | 2 | 2 | 4 |
| Sarich | 12 | 0 | 2 | 2 | 8 |
| Dahl | 16 | 0 | 2 | 2 | 12 |
| Patrick | 16 | 0 | 2 | 2 | 8 |
| Commodore | 20 | 0 | 2 | 2 | 19 |
| Sheehy | 32 | 0 | 2 | 2 | 104 |
| Dwyer | 1 | 1 | 0 | 1 | 0 |
| Coxe | 2 | 1 | 0 | 1 | 16 |
| Redmond | 2 | 1 | 0 | 1 | 0 |
| Korn | 4 | 1 | 0 | 1 | 12 |
| Murray | 4 | 1 | 0 | 1 | 2 |
| Stone | 4 | 1 | 0 | 1 | 0 |
| Frolik | 4 | 0 | 1 | 1 | 0 |
| Hamilton, D | 4 | 0 | 1 | 1 | 8 |
| Bourque | 5 | 1 | 0 | 1 | 22 |
| Boyd | 5 | 1 | 0 | 1 | 0 |
| Gibbs | 5 | 1 | 0 | 1 | 4 |
| Jalonen | 5 | 1 | 0 | 1 | 0 |
| Zyuzin | 5 | 1 | 0 | 1 | 2 |
| Labraaten | 8 | 1 | 0 | 1 | 4 |
| Fox | 2 | 0 | 1 | 1 | 8 |
| Ingarfield | 2 | 0 | 1 | 1 | 0 |
| Lindberg | 2 | 0 | 1 | 1 | 2 |
| Phillipoff | 2 | 0 | 1 | 1 | 2 |
| Rota | 2 | 0 | 1 | 1 | 26 |
| Tambellini | 2 | 0 | 1 | 1 | 0 |
| Evason | 3 | 0 | 1 | 1 | 0 |
| Granlund | 3 | 0 | 1 | 1 | 0 |
| Guy | 4 | 0 | 1 | 1 | 23 |
| Hextall | 4 | 0 | 1 | 1 | 16 |
| Huscroft | 4 | 0 | 1 | 1 | 4 |
| Ribble | 4 | 0 | 1 | 1 | 8 |
| Simpson | 4 | 0 | 1 | 1 | 2 |

| PLAYER | GP | G | A | PTS | PIM |
|----------------|----|---|---|-----|-----|
| Eriksson | 5 | 0 | 1 | 1 | 2 |
| Johansson | 5 | 0 | 1 | 1 | 2 |
| Matteau | 5 | 0 | 1 | 1 | 0 |
| Berube | 6 | 0 | 1 | 1 | 21 |
| Gauthier | 6 | 0 | 1 | 1 | 4 |
| Lundmark | 6 | 0 | 1 | 1 | 7 |
| Lydman | 6 | 0 | 1 | 1 | 2 |
| Stuart | 6 | 0 | 1 | 1 | 6 |
| Churla | 7 | 0 | 1 | 1 | 17 |
| Quinn, P | 7 | 0 | 1 | 1 | 8 |
| Kea | 8 | 0 | 1 | 1 | 9 |
| Keczmer | 10 | 0 | 1 | 1 | 6 |
| Engelland | 11 | 0 | 1 | 1 | 50 |
| Fotiu | 11 | 0 | 1 | 1 | 34 |
| Hrdina | 11 | 0 | 1 | 1 | 2 |
| Schlemko | 11 | 0 | 1 | 1 | 2 |
| Shand | 11 | 0 | 1 | 1 | 57 |
| Vandermeer | 13 | 0 | 1 | 1 | 8 |
| Bourgeois | 15 | 0 | 1 | 1 | 51 |
| Engelland | 15 | 0 | 1 | 1 | 52 |
| McCarthy | 17 | 0 | 1 | 1 | 61 |
| Warrener | 37 | 0 | 1 | 1 | 30 |
| Kiprusoff (G) | 52 | 0 | 1 | 1 | 6 |
| Bolduc | 1 | 0 | 0 | 0 | 0 |
| Bradley | 1 | 0 | 0 | 0 | 0 |
| Carr | 1 | 0 | 0 | 0 | 0 |
| Christoff | 1 | 0 | 0 | 0 | 0 |
| Courteau | 1 | 0 | 0 | 0 | 0 |
| Glynn | 1 | 0 | 0 | 0 | 0 |
| Hamilton, F | 1 | 0 | 0 | 0 | 0 |
| Hlushko | 1 | 0 | 0 | 0 | 2 |
| Hulse | 1 | 0 | 0 | 0 | 0 |
| Johnson (G) | 1 | 0 | 0 | 0 | 0 |
| Lazar | 1 | 0 | 0 | 0 | 0 |
| MacDonald | 1 | 0 | 0 | 0 | 0 |
| McElhinney (G) | 1 | 0 | 0 | 0 | 0 |
| McLennan (G) | 1 | 0 | 0 | 0 | 12 |
| Priakin | 1 | 0 | 0 | 0 | 0 |
| Sabourin | 1 | 0 | 0 | 0 | 0 |
| Shore | 1 | 0 | 0 | 0 | 2 |
| Torgajev | 1 | 0 | 0 | 0 | 0 |
| Turek (G) | 1 | 0 | 0 | 0 | 0 |
| Wilson, B | 1 | 0 | 0 | 0 | 0 |
| Wolf | 1 | 0 | 0 | 0 | 0 |
| Zaharko | 1 | 0 | 0 | 0 | 0 |
| Bouma | 2 | 0 | 0 | 0 | 2 |
| Carriere | 2 | 0 | 0 | 0 | 2 |
| Evans | 2 | 0 | 0 | 0 | 0 |
| Flett | 2 | 0 | 0 | 0 | 0 |
| Hilliard | 2 | 0 | 0 | 0 | 0 |
| Joseph (G) | 2 | 0 | 0 | 0 | 0 |
| Kryskow | 2 | 0 | 0 | 0 | 2 |
| Lapointe | 2 | 0 | 0 | 0 | 0 |
| Lemieux, R | 2 | 0 | 0 | 0 | 0 |
| Potter | 2 | 0 | 0 | 0 | 0 |
| Roy | 2 | 0 | 0 | 0 | 0 |
| Seiling | 2 | 0 | 0 | 0 | 0 |
| St. Sauveur | 2 | 0 | 0 | 0 | 0 |

FLAMES CAREER PLAYOFF POINT LEADERS CONTINUED

| PLAYER | GP | G | A | PTS | PIM |
|-------------|----|---|---|-----|-----|
| Sweeney, B | 2 | 0 | 0 | 0 | 0 |
| Wappel | 2 | 0 | 0 | 0 | 4 |
| Cavallini | 3 | 0 | 0 | 0 | 4 |
| Diaz | 3 | 0 | 0 | 0 | 0 |
| Leclerc | 3 | 0 | 0 | 0 | 2 |
| McAdam | 3 | 0 | 0 | 0 | 0 |
| Albelin | 4 | 0 | 0 | 0 | 0 |
| Bartkowski | 4 | 0 | 0 | 0 | 0 |
| Brown | 4 | 0 | 0 | 0 | 0 |
| Chiasson | 4 | 0 | 0 | 0 | 2 |
| Deadmarsh | 4 | 0 | 0 | 0 | 17 |
| Elliott (G) | 4 | 0 | 0 | 0 | 0 |
| Ferland | 4 | 0 | 0 | 0 | 7 |
| Henderson | 4 | 0 | 0 | 0 | 0 |
| Leiter | 4 | 0 | 0 | 0 | 2 |
| Lemieux, J | 4 | 0 | 0 | 0 | 0 |
| McCreary | 4 | 0 | 0 | 0 | 0 |
| McDonough | 4 | 0 | 0 | 0 | 2 |
| Peters | 4 | 0 | 0 | 0 | 0 |
| Price | 4 | 0 | 0 | 0 | 6 |
| Reese (G) | 4 | 0 | 0 | 0 | 0 |
| Richard | 4 | 0 | 0 | 0 | 2 |
| Stewart | 4 | 0 | 0 | 0 | 10 |

| PLAYER | GP | G | A | PTS | PIM |
|---------------|----|---|---|-----|-----|
| Tabaracci (G) | 4 | 0 | 0 | 0 | 0 |
| Tkachuk | 4 | 0 | 0 | 0 | 4 |
| Wamsley (G) | 4 | 0 | 0 | 0 | 0 |
| Bouma | 5 | 0 | 0 | 0 | 4 |
| Fenton | 5 | 0 | 0 | 0 | 2 |
| Friesen | 5 | 0 | 0 | 0 | 2 |
| Godard | 5 | 0 | 0 | 0 | 0 |
| Myre (G) | 5 | 0 | 0 | 0 | 0 |
| Bartel | 6 | 0 | 0 | 0 | 16 |
| Wotherspoon | 6 | 0 | 0 | 0 | 0 |
| Gould | 7 | 0 | 0 | 0 | 4 |
| Hiller (G) | 7 | 0 | 0 | 0 | 0 |
| Kyte | 7 | 0 | 0 | 0 | 7 |
| Ramo (G) | 7 | 0 | 0 | 0 | 0 |
| Hale | 8 | 0 | 0 | 0 | 8 |
| Ritchie | 8 | 0 | 0 | 0 | 10 |
| Jooris | 9 | 0 | 0 | 0 | 4 |
| Kidd (G) | 9 | 0 | 0 | 0 | 0 |
| Hindmarch | 10 | 0 | 0 | 0 | 6 |
| Lowry | 10 | 0 | 0 | 0 | 6 |
| Edwards (G) | 11 | 0 | 0 | 0 | 0 |
| Bouchard (G) | 12 | 0 | 0 | 0 | 0 |
| Riggin (G) | 14 | 0 | 0 | 0 | 0 |

FLAMES CAREER PLAYOFF LEADERS - GOALTENDERS

| GOALTENDER | GP | MIN | GA | EN | SO | GAA | WIN | LOSS |
|------------|----|------|-----|----|----|------|-----|------|
| Vernon | 81 | 4773 | 240 | 4 | 3 | 3.02 | 43 | 33 |
| Kiprusoff | 52 | 3127 | 122 | 4 | 6 | 2.34 | 24 | 26 |
| Lemelin | 31 | 1619 | 108 | 2 | 1 | 4.00 | 11 | 14 |
| Riggin | 14 | 823 | 47 | 1 | 0 | 3.43 | 6 | 7 |
| Hiller | 7 | 322 | 14 | 0 | 0 | 2.61 | 3 | 3 |
| Kidd | 9 | 517 | 35 | 0 | 1 | 4.06 | 3 | 5 |
| Edwards | 11 | 443 | 34 | 1 | 0 | 4.60 | 3 | 3 |
| Ramo | 7 | 336 | 16 | 3 | 0 | 2.86 | 2 | 3 |
| Joseph | 2 | 79 | 1 | 0 | 0 | 0.76 | 1 | 0 |
| Reese | 4 | 209 | 17 | 1 | 0 | 4.88 | 1 | 3 |
| Myre | 5 | 305 | 18 | 1 | 0 | 3.54 | 1 | 4 |
| Bouchard | 12 | 701 | 42 | 1 | 0 | 3.59 | 1 | 11 |
| Johnson | 1 | 52 | 1 | 1 | 0 | 1.15 | 0 | 1 |
| McElhinney | 1 | 34 | 1 | 0 | 0 | 1.76 | 0 | 0 |
| McLennan | 1 | 1 | 0 | 0 | 0 | 0.00 | 0 | 0 |
| Turek | 1 | 19 | 0 | 0 | 0 | 0.00 | 0 | 0 |
| Elliott | 4 | 185 | 12 | 0 | 0 | 3.89 | 0 | 3 |
| Tabaracci | 4 | 223 | 7 | 0 | 0 | 1.88 | 0 | 3 |
| Wamsley | 4 | 104 | 14 | 0 | 0 | 8.08 | 0 | 3 |

FLAMES PLAYOFF TEAM RECORDS

LONGEST STREAKS

WINNING: 6 GAMES

Game 7, 1989 Smythe Division Semi-Finals to Game 1, Campbell Conference Championships, Apr. 15 to May 2, 1989

HOME WINNING: 6 GAMES

Game 2, 1989 Smythe Division Semi-Finals to Game 1, Campbell Conference Championships, Apr. 6 to May 2, 1989

ROAD WINNING: 5 GAMES

Game 5, Western Conference Semi-Finals to Game 1, Stanley Cup Finals, May 1 to May 25, 2004

LOSING: 7 GAMES

Game 1, 1974 Quarter-Finals vs. Philadelphia to Game 1, 1977 Preliminary Round vs. Los Angeles, Apr. 9, 1974 to Apr. 5, 1977

Game 3, 1977 Preliminary Round vs. Los Angeles to Game 2, 1980 Preliminary Round vs. NY Rangers, Apr. 9, 1977 to Apr. 9, 1980

HOME LOSING: 3 GAMES

Game 3, 1974 Quarter-Finals vs. Philadelphia to Game 2, 1976 Preliminary Round vs. Los Angeles, Apr. 12, 1974 to Apr. 8, 1976

Game 4, 1986 Smythe Division Finals to Game 3, 1986 Campbell Conference Finals vs. St. Louis, Apr. 24 to May 2, 1986

ROAD LOSING: 9 GAMES

Game 1, 1974 Quarter-Finals vs. Philadelphia to Game 2, 1980 Preliminary Round vs. NY Rangers, Apr. 9, 1974 to Apr. 9, 1980

PLAYOFF YEAR - MOST

| | |
|-------------------------------|------------------|
| Games: 26 | 2004 |
| Home Games: 12 | 1986, 1989, 2004 |
| Road Games: 14 | 2004 |
| Wins: 16 | 1989 |
| Losses: 11 | 2004 |
| Goals, For: 82 | 1989 |
| Goals, Against: 69 | 1986 |
| Power-play Goals, For: 28 | 1989 |
| Power-play Goals, Against: 21 | 2004 |
| Shorthanded Goals, For: 5 | 1986 |
| Shorthanded Goals, Against: 5 | 1983, 1986 |

PLAYOFF SERIES

MOST GOALS 2 GAME SERIES: 5 (2X)

vs. Detroit, 1977 Preliminary Round
vs. Toronto, 1979 Preliminary Round

FEWEST GOALS 2 GAME SERIES: 1

vs. Los Angeles, 1976 Preliminary Round

MOST GOALS 3 GAME SERIES: 15 (2X)

vs. Chicago, 1981 Preliminary Round
vs. Winnipeg, 1986 Smythe Division Finals

FEWEST GOALS 3 GAME SERIES: 5

vs. Vancouver, 1982 Smythe Division Semi-Finals

MOST GOALS 4 GAME SERIES: 22

vs. Los Angeles, 1989 Smythe Division Finals

FEWEST GOALS 4 GAME SERIES: 6

vs. Philadelphia, 1974 Quarter-Finals

MOST GOALS 5 GAME SERIES: 30

vs. Los Angeles, 1988 Smythe Division Semi-Finals

FEWEST GOALS 5 GAME SERIES: 13 (2X)

vs. Edmonton, 1983 Smythe Division Finals vs. Montreal, 1986 Stanley Cup Finals

MOST GOALS 6 GAME SERIES: 28

vs. Los Angeles, 1993 Smythe Division Semi-Finals

FEWEST GOALS 6 GAME SERIES: 10

vs. Detroit, 2007 Western Conference Quarter-Finals

MOST GOALS 7 GAME SERIES: 36

vs. San Jose, 1995 Western Conference Quarter-Finals

FEWEST GOALS 7 GAME SERIES: 9

vs. Anaheim, 2017 Western Conference Quarter-Finals

MOST GOALS AGAINST: 35

vs. Edmonton, 1983 Smythe Division Finals

FEWEST GOALS AGAINST: 3

vs. Los Angeles, 1976 Preliminary Round

MOST GOALS AGAINST 2 GAME SERIES: 9

vs. Toronto, 1979 Preliminary Round

FEWEST GOALS AGAINST 2 GAME SERIES: 3

vs. Los Angeles, 1976 Preliminary Round

MOST GOALS AGAINST 3 GAME SERIES: 11

vs. Los Angeles, 1977 Preliminary Round

FEWEST GOALS AGAINST 3 GAME SERIES: 9

vs. Chicago, 1981 Preliminary Round

MOST GOALS AGAINST 4 GAME SERIES: 18

vs. Edmonton, 1988 Smythe Division Finals

FEWEST GOALS AGAINST 4 GAME SERIES: 11

vs. Los Angeles, 1989 Smythe Division Finals

MOST GOALS AGAINST 5 GAME SERIES: 35

vs. Edmonton, 1983 Smythe Division Finals

NHL RECORD

FEWEST GOALS AGAINST 5 GAME SERIES: 8

vs. Chicago, 1989 Campbell Conference Championship

MOST GOALS AGAINST 6 GAME SERIES: 33

vs. Los Angeles, 1993 Smythe Division Semi-Finals

FEWEST GOALS AGAINST 6 GAME SERIES: 12 (2X)

vs. Detroit, 2004 Western Conference Semi-Finals
vs. San Jose, 2004 Western Conference Finals

MOST GOALS AGAINST 7 GAME SERIES: 33

vs. Edmonton, 1984 Smythe Division Finals

FEWEST GOALS AGAINST 7 GAME SERIES: 13

vs. Tampa Bay, 2004 Stanley Cup Finals

MOST GOALS BOTH TEAMS: 62

vs. San Jose, 1995 Western Conference Quarter-Finals (Calgary 36, San Jose 26)

FEWEST GOALS BOTH TEAMS: 4

vs. Los Angeles, 1976 Preliminary Round (Calgary 1, Los Angeles 3)

MOST GOALS BOTH TEAMS 2 GAME SERIES: 14

vs. Toronto, 1979 Preliminary Round (Calgary 5, Toronto 9)

FEWEST GOALS BOTH TEAMS 2 GAME SERIES: 4

vs. Los Angeles, 1976 Preliminary Round (Calgary 1, Los Angeles 3)

MOST GOALS BOTH TEAMS 3 GAME SERIES: 24

vs. Chicago, 1981 Preliminary Round (Calgary 15, Chicago 9)

FEWEST GOALS BOTH TEAMS 3 GAME SERIES: 15

vs. Vancouver, 1982 Smythe Division Semi-Finals (Calgary 5, Vancouver 10)

MOST GOALS BOTH TEAMS 4 GAME SERIES: 33

vs. Los Angeles, 1989 Smythe Division Semi-Finals (Calgary, Los Angeles 11)

FEWEST GOALS BOTH TEAMS 4 GAME SERIES: 22

vs. NY Rangers, 1980 Preliminary Round (Calgary 8, Rangers 14)

MOST GOALS BOTH TEAMS 5 GAME SERIES: 48 (2X)

vs. Edmonton, 1983 Smythe Division Finals (Calgary 13, Edmonton 35)
vs. Los Angeles, 1988 Smythe Division Semi-Finals (Calgary 30, Los Angeles 18)

FEWEST GOALS BOTH TEAMS 5 GAME SERIES: 23

vs. Chicago, 1989 Campbell Conference Championship (Calgary 15, Chicago 8)

MOST GOALS BOTH TEAMS 6 GAME SERIES: 61

vs. Los Angeles, 1993 Smythe Division Semi-Finals (Calgary 28, Los Angeles 33)

FEWEST GOALS BOTH TEAMS 6 GAME SERIES: 23

vs. Detroit, 2004 Western Conference Semi-Finals (Calgary 11, Detroit 12)

MOST GOALS BOTH TEAMS 7 GAME SERIES: 62

vs. San Jose, 1995 Western Conference Quarter-Finals (Calgary 36, San Jose 26)

NHL RECORD

FLAMES PLAYOFF TEAM RECORDS CONTINUED

PLAYOFF SERIES

FEWEST GOALS BOTH TEAMS 7 GAME

SERIES: 23

vs. Anaheim, 2017 Western Conference Quarter-Finals (Calgary 9, Anaheim 14)

MOST POWER-PLAY GOALS FOR: 13

vs. St. Louis, 1986 Campbell Conference Finals

MOST POWER-PLAY GOALS AGAINST: 10

vs. Los Angeles, 1990 Smythe Division Semi-Finals

MOST POWER-PLAY GOALS BOTH TEAMS: 18

vs. St. Louis, 1986 Campbell Conference Finals (Calgary 13, St. Louis 5)

MOST SHORTHANDED GOALS FOR: 6

vs. San Jose, 1995 Western Conference Quarter-Finals

TIES NHL RECORD

MOST SHORTHANDED GOALS AGAINST: 5

vs. Edmonton, 1983 Smythe Division Finals

MOST SHORTHANDED GOALS BOTH TEAMS: 7

vs. Edmonton, 1983 Smythe Division Finals (Calgary 2, Edmonton 5)

TIES NHL RECORD

MOST SHUTOUTS FOR: 2 (2X)

vs. Vancouver, 1989 Smythe Division Semi-Finals, Apr 8, 1989 (Vernon); Apr. 11, 1989 (Vernon)

vs. Detroit, 2004 Western Conference Semi-Finals, May 1, 2004 (Kiprusoff); May 8, 2004 (Kiprusoff)

MOST SHUTOUTS AGAINST: 1 (11X)

vs. Los Angeles, 1976 Preliminary Round, Apr. 8, 1976 (Vachon)

vs. Philadelphia, 1981 Quarter-Finals, Apr. 16, 1981 (St. Croix)

vs. Vancouver, 1984 Smythe Division SF, Apr. 7, 1984 (Brodeur)

vs. Montreal, 1986 Stanley Cup Finals, May 22, 1986 (Roy)

vs. Vancouver, 1994 Western Conference QF, Apr. 18, 1994 (McLean)

vs. Chicago, 1996 Western Conference QF, Apr. 19, 1996, (Belfour)

vs. San Jose, 2004 Western Conference SF, May 13, 2004, (Nabokov)

vs. Tampa Bay, 2004 Stanley Cup Finals, May 31, 2004, (Khabibulin)

vs. Anaheim, 2006 Western Conference QF, May 3, 2006 (Bryzgalov)

vs. San Jose, 2008 Western Conference QF, Apr. 10, 2008 (Nabokov)

vs. Anaheim, 2015 Western Conference SF, May 3, 2015 (Andersen)

PLAYOFF GAME

MOST GOALS: 9 (3X)

Apr. 6, 1988 vs. Los Angeles, 9-2
Apr. 21, 1993 vs. Los Angeles, 9-4
May 11, 1995 at San Jose, 9-2

MOST GOALS AT HOME: 9 (2X)

Apr. 6, 1988 vs. Los Angeles, 9-2
Apr. 21, 1993 vs. Los Angeles, 9-4

MOST GOALS ON ROAD: 9

May 11, 1995 at San Jose, 9-2

MOST GOALS AGAINST: 12

Apr. 10, 1990 at Los Angeles, 4-12

MOST GOALS AGAINST AT HOME: 10

Apr. 17, 1983 vs. Edmonton, 2-10

MOST GOALS AGAINST ON ROAD: 12

Apr. 10, 1990 at Los Angeles, 4-12

MOST DECISIVE WIN: 7 GOALS (2X)

Apr. 6, 1988 vs. Los Angeles, 9-2
May 11, 1995 at San Jose, 9-2

MOST DECISIVE WIN AT HOME: 7 GOALS

Apr. 6, 1988 vs. Los Angeles, 9-2

MOST DECISIVE WIN ON ROAD: 7 GOALS

May 11, 1995 at San Jose, 9-2

MOST DECISIVE LOSS: 8 GOALS (3X)

Apr. 17, 1983 vs. Edmonton, 2-10
Apr. 20, 1983 at Edmonton, 1-9
Apr. 10, 1990 at Los Angeles, 4-12

MOST DECISIVE LOSS AT HOME: 8 GOALS

Apr. 17, 1983 vs. Edmonton, 2-10

MOST DECISIVE LOSS ON ROAD: 8 GOALS (2X)

Apr. 20, 1983 at Edmonton, 1-9
Apr. 10, 1990 at Los Angeles, 4-12

MOST POWER-PLAY GOALS FOR: 4 (2X)

May 4, 1986 vs. St. Louis, 8-2
Apr. 20, 1994 vs. Vancouver, 7-5

MOST POWER-PLAY GOALS AGAINST: 4 (2X)

Apr. 9, 1989 at Vancouver, 3-5
Apr. 7, 2004 at Vancouver, 3-5

MOST POWER-PLAY GOALS, BOTH TEAMS: 7

Apr. 9, 1989 at Vancouver, 3-5,
Calgary 3, Vancouver 4

MOST SHORTHANDED GOALS FOR: 2 (2X)

Apr. 6, 1990 vs. Los Angeles, 8-5
May 11, 1995 at San Jose, 9-2

MOST SHORTHANDED GOALS AGAINST: 3 (2X)

Apr. 17, 1983 vs. Edmonton, 2-10
Apr. 21, 2007 at Detroit, 1-5

TIES NHL RECORD

FASTEST OPENING GOAL FOR: 0:20 (2X)

May 6, 1986 at St. Louis, 5-3, Joe Mullen;
May 11, 2004 at San Jose, 4-1, Marcus Nilson

FASTEST OPENING GOAL AGAINST: 0:08

Apr. 7, 1982 at Vancouver, 1-2, Stan Smyl

FASTEST TWO GOALS FOR: 0:15

May 5, 1981 at Minnesota, 4-7
3rd period, Gould (10:22)and Dwyer (10:37)

FASTEST TWO GOALS AGAINST: 0:08

Apr. 14, 1983 at Edmonton, 3-6,
3rd period, Messier (2:00) and Hughes (2:08)

FASTEST TWO GOALS BOTH TEAMS: 0:15

Apr. 17, 1983 vs. Edmonton, 2-10,
1st period, Gretzky (13:42) and Reinhart (13:57)

FASTEST THREE GOALS FOR: 3:14

Apr. 21, 1993 vs. Los Angeles, 9-4,
3rd period, Reichel (7:23),
Paslawski (8:14), and Fleury (10:37)

FASTEST THREE GOALS AGAINST: 0:23

Apr. 12, 1979 at Toronto, 4-7,
1st period, Sittler (4:04 & 4:16) and Ellis (4:27)

NHL RECORD

FASTEST THREE GOALS BOTH TEAMS: 0:55

Apr. 17, 1983 vs. Edmonton, 2-10,
1st period, Gretzky (13:42),
Reinhart (13:57) and Gretzky (14:37)

MOST PENALTY MINUTES FOR: 110

Apr. 10, 1979 vs. Toronto

MOST PENALTY MINUTES AGAINST: 110

Apr. 24, 1986 vs. Edmonton

MOST PENALTY MINUTES BOTH TEAMS: 219

Apr. 10, 1979 vs. Toronto

FEWEST PENALTY MINUTES FOR: 2

Apr. 17, 2017 vs. Anaheim

FEWEST PENALTY MINUTES AGAINST: 2 (3X)

May 19, 1995 vs. San Jose (2 OT)
Apr. 22, 2009 vs. Chicago
Apr. 15, 2015 vs. Vancouver

FEWEST PENALTY MINUTES BOTH TEAMS: 6

May 19, 1995 vs. San Jose (2 OT),
(Flames 4, San Jose 2)

MOST SHOTS ON GOAL FOR: 60

May 19, 1995 vs. San Jose, 4-5 (2 OT)

MOST SHOTS ON GOAL AGAINST: 65

Apr. 11, 1981 at Chicago, 5-4 OT
Apr. 6, 1988 vs. Los Angeles, 9-2

MOST SHOTS ON GOAL BOTH TEAMS: 113

Apr. 11, 1981 at Chicago, 5-4 OT,
(Calgary 48, Chicago 65)

FEWEST SHOTS ON GOAL FOR: 10

Apr. 15, 2008 vs. San Jose, 2-3

FEWEST SHOTS ON GOAL AGAINST: 15

Jun. 7, 2004 at Tampa Bay, 1-2

FEWEST SHOTS ON GOAL BOTH TEAMS: 32

Jun. 7, 2004 at Tampa Bay, 1-2

FLAMES PLAYOFF TEAM RECORDS CONTINUED

PLAYOFF PERIOD

MOST GOALS FOR: 5

Apr. 21, 1993 vs. Los Angeles,

MOST GOALS AGAINST: 5 (3X)

Apr. 22, 1981 at Philadelphia, 4-9, 1st period

Apr. 20, 1983 at Edmonton, 1-9, 2nd period

Apr. 10, 1990 at Los Angeles, 4-12, 2nd period

MOST GOALS BOTH TEAMS: 9

Apr. 10, 1990 at Los Angeles, 4-12, 2nd period, Calgary 4, Los Angeles 5

MOST SHOTS FOR: 22

Apr. 6, 1988 vs. Los Angeles, 9-2, 1st period, 4 goals

MOST SHOTS AGAINST: 27

Apr. 10, 2008 at San Jose, 0-2, 2nd period, 2 goals

MOST SHOTS BOTH TEAMS: 36

Apr. 28, 1981 vs. Minnesota, 1-4, 2nd period, Calgary 18 shots, 1 goal, Minnesota 18 shots, 2 goals

FEWEST SHOTS FOR: 2 (7X)

Apr. 17, 1981 at Philadelphia, 5-4, 3rd period, no goals

May 14, 1986 vs. St. Louis, 2-1, 3rd period, no goals

May 22, 1986 at Montreal, 0-1, 2nd period, no goals

May 6, 1989 at Chicago, 5-2, 3rd period, two goals

Apr. 15, 2004 at Vancouver, 2-1, 3rd period, one goal

May 29, 2004 vs. Tampa Bay, 3-0, 1st period, no goals

Apr. 15, 2008 vs. San Jose, 2-3, 1st period, no goals

FEWEST SHOTS AGAINST: 2 (3X)

Apr. 7, 1977 vs. Los Angeles, 3-2, 2nd period, 1 goal

Apr. 7, 1988 vs. Los Angeles, 6-4, 3rd period, 1 goal

Apr. 28, 1994 at Vancouver, 2-3 OT, 3rd period, no goals

FEWEST SHOTS BOTH TEAMS: 7

May 29, 2004 vs. Tampa Bay, 3-0, 1st period, Calgary 2 shots, 0 goals, Tampa Bay 5 shots, 0 goals

MOST POWER-PLAY GOALS FOR: 3 (3X)

May 4, 1986 vs. St. Louis, 8-2, 3rd period, Patterson, Quinn, MacInnis

May 12, 1986 at St. Louis, 5-6 OT, 2nd period, Quinn (2), Tonelli

Apr. 9, 1989 at Vancouver, 3-5, 3rd period, Otto, Fleury, Nieuwendyk

MOST POWER-PLAY GOALS AGAINST: 3

Apr. 11, 1978 vs. Detroit, 3-5, 1st period

MOST POWER-PLAY GOALS BOTH TEAMS: 5

Apr. 9, 1989 at Vancouver, 3-5, 3rd period, Flames (Otto, Fleury, Nieuwendyk), Vancouver (Reinhart, Nordmark)

MOST SHORTHANDED GOALS FOR: 2

May 11, 1995 at San Jose, 9-2, 1st period, Mike Sullivan and Ron Stern

MOST SHORTHANDED GOALS AGAINST: 2 (2X)

Apr. 14, 1985 vs. Winnipeg, 3-5, 2nd period, Smail, Boschman

Apr. 21, 2007 at Detroit, 1-5, 2nd period, Cleary (SH PS), Chelios

MOST SHORTHANDED GOALS BOTH TEAMS: 2 (4X)

Apr. 14, 1983 at Edmonton, 3-6, 3rd period (Flames, Reinhart - Edmonton, Messier)

Apr. 14, 1985 vs. Winnipeg, 3-5, 2nd period (Winnipeg Smail, Boschman)

May 11, 1995 at San Jose, 9-2, 1st period, Mike Sullivan and Ron Stern

Apr. 21, 2007 at Detroit, 1-5, 2nd period, Cleary (SH PS), Chelios

MOST PENALTY MINUTES FOR: 94

Apr. 10, 1979 vs. Toronto, 1-2, 2nd period

MOST PENALTY MINUTES AGAINST: 87

Apr. 10, 1979 vs. Toronto, 1-2, 2nd period

MOST PENALTY MINUTES BOTH TEAMS: 181

Apr. 10, 1979 vs. Toronto, 1-2, 2nd period (Calgary 94, Toronto 87)

OVERTIME

MOST OVERTIME GAMES PLAYOFF YEAR: 7 2004

Apr. 17, vs. Vancouver, 4-5 (3 OT), Morrison

Apr. 19, vs. Vancouver, 3-2, Gelinias

Apr. 22, at Detroit, 2-1, Gelinias

May 3, vs. Detroit, 1-0, Gelinias

May 9, at San Jose, 4-3, Montador

Jun. 3, at Tampa Bay, 3-2, Saprykin

Jun. 5, vs. Tampa Bay, 2-3 (2 OT), St. Louis

MOST OVERTIME WINS PLAYOFF YEAR: 5 2004

Apr. 19, vs. Vancouver, 3-2, Gelinias

Apr. 22, at Detroit, 2-1, Gelinias

May 3, vs. Detroit, 1-0, Gelinias

May 9, at San Jose, 4-3, Montador

Jun. 3, at Tampa Bay, 3-2, Saprykin

MOST OVERTIME LOSSES PLAYOFF YEAR: 3 (2X) 1986

Apr. 20, at Edmonton, 5-6, Anderson

May 12, at St. Louis, 5-6, Wickenheiser

May 18, vs. Montreal, 2-3, Skrudland

OVERTIME CONTINUED

1994

Apr. 26, vs. Vancouver, 1-2, G Courtnall

Apr. 28, at Vancouver, 2-3, Linden

Apr. 30, vs. Vancouver, 3-4, Bure

LONGEST OVERTIME GAME: 50:02 OT

Apr. 23, 1996 vs. Chicago, 1-2, Joe Murphy

LONGEST OVERTIME GAME AT HOME: 50:02 OT

Apr. 23, 1996 vs. Chicago, 1-2, Joe Murphy

LONGEST OVERTIME GAME ON ROAD: 38:08 OT

May 19, 1989 at Montreal, 3-4, Ryan Walter

SHORTEST OVERTIME GAME: 0:09 OT

May 18, 1986 vs. Montreal, 2-3, Brian Skrudland

NHL RECORD

SHORTEST OVERTIME GAME AT HOME: 0:09 OT

May 18, 1986 vs. Montreal, 2-3, Brian Skrudland

NHL RECORD

SHORTEST OVERTIME GAME ON ROAD: 0:12 OT

Apr. 16, 2009 at Chicago, 2-3, Martin Havlat

20 MINUTE OVERTIME

MOST SHOTS FOR: 17

May 19, 1995 vs. San Jose, 4-5 (2 OT), 1st OT period

MOST SHOTS AGAINST: 17

Apr. 22, 2007 vs. Detroit, 1-2, 1st OT period

MOST SHOTS BOTH TEAMS: 25

Apr. 11, 1981 at Chicago, 5-4, 1st OT period

May 19, 1995 vs. San Jose, 4-5 (2 OT), 1st OT period

OTHER OVERTIME

MOST SHOTS FOR: 11 (3X)

Apr. 11, 1981 at Chicago, 5-4, 2nd OT

Apr. 15, 1989 vs. Vancouver, 4-3, 1st OT

May 3, 2004 vs. Detroit, 1-0, 1st OT

MOST SHOTS AGAINST: 12 (2X)

May 3, 2004 vs. Detroit, 1-0, 1st OT

May 9, 2004 at San Jose, 4-3, 1st OT

MOST SHOTS BOTH TEAMS: 22

Apr. 15, 1989 vs. Vancouver, 4-3, 1st OT, Calgary 11, Vancouver 11

FEWEST SHOTS FOR: 0 (8X)

Apr. 8, 1980 at NY Rangers, 1-2, 1st OT

Apr. 20, 1986 at Edmonton, 5-6, 1st OT

May 18, 1986 vs. Montreal, 2-3, 1st OT

Apr. 17, 2004 vs. Vancouver, 4-5, 3rd OT

Jun. 5, 2004 vs. Tampa Bay, 2-3, 2nd OT

Apr. 27, 2006 vs. Anaheim, 2-3, 1st OT

Apr. 22, 2009 vs. Chicago, 2-3, 1st OT

Apr. 17, 2017 vs. Anaheim, 4-5, 1st OT

FLAMES PLAYOFF TEAM RECORDS CONTINUED

OTHER OVERTIME CONTINUED

FEWEST SHOTS AGAINST: 0 (4X)

Apr. 10, 1983 at Vancouver, 4-3, 1st OT
 Apr. 13, 1984 at Edmonton, 6-5, 1st OT
 Apr. 20, 1984 vs. Edmonton, 5-4, 1st OT
 Apr. 19, 2004 at Vancouver, 3-2, 1st OT

FEWEST SHOTS BOTH TEAMS: 1 (6X)

Apr. 20, 1984 vs. Edmonton, 5-4,
 1st OT period, Calgary 1, Edmonton 0
 Apr. 20, 1986 at Edmonton, 5-6,
 1st OT period, Calgary 0, Edmonton 1
 Apr. 17, 2017 vs. Anaheim, 4-5
 1st OT period, Calgary 0, Anaheim 1

May 18, 1986 vs. Montreal, 2-3,
 1st OT period, Calgary 0, Montreal 1
 Apr. 27, 2006 vs. Anaheim, 2-3,
 1st OT period, Calgary 0, Anaheim 1
 Apr. 22, 2009 vs. Chicago, 2-3
 1st OT period, Calgary 0, Chicago 1

INDIVIDUAL RECORDS

PLAYOFF CAREER

MOST GAMES: 99

Jim Peplinski, 1980-1989

MOST GOALS: 35

Joe Mullen, 1986-1990

MOST ASSISTS: 77

Al MacInnis, 1983-1994

MOST POINTS: 102

Al MacInnis, 1983-1994

MOST PENALTY MINUTES: 382

Jim Peplinski, 1980-1989

MOST WINS BY A GOALTENDER: 43

Michael Vernon, 1986-1994

PLAYOFF YEAR

MOST GOALS: 16

Joe Mullen, 1989

MOST ASSISTS: 24

Al MacInnis, 1989

MOST PENALTY MINUTES: 108

Tim Hunter, 1986

MOST POINTS: 31

Al MacInnis, 1989, (7 goals, 24 assists)

MOST WINS BY A GOALTENDER: 16

Michael Vernon, 1989

TIES NHL RECORD

MOST CONSECUTIVE GAMES SCORING POINTS: 19

Al MacInnis, 1989-90 Apr. 13, 1989 to
 May 25, 1989 (17 games), and Apr. 4, 1990 to
 Apr. 6, 1990(2 games), 9 goals, 20 assists,
 29 points

PLAYOFF SERIES

MOST GOALS FOR: 7 (2X)

Hakan Loob vs. Los Angeles,
 1988 Smythe Division Semi-Finals
 (5 games)

Theoren Fleury vs. San Jose, 1995
 Western Conference Quarter-Finals
 (7 games)

PLAYOFF SERIES CONTINUED

MOST GOALS AGAINST: 8

Mark Messier, Edmonton, 1984
 Smythe Division Finals (7 games)

MOST POWER-PLAY GOALS FOR: 5

Ken Houston, 1981
 Quarter-Finals vs. Philadelphia

TIES NHL RECORD

MOST ASSISTS FOR: 11

Al MacInnis vs. Edmonton,
 1984 Smythe Division Finals
 (7 games)

MOST ASSISTS AGAINST: 9 (2X)

Ken Linseman, Philadelphia,
 1981 Quarter-Finals (7 games)
 Wayne Gretzky, Edmonton, 1984
 Smythe Division Finals (7 games)

MOST POINTS FOR: 14

Theoren Fleury vs. San Jose,
 1995 Western Conference Quarter-Finals (7
 games), 7 goals, 7 assists

MOST POINTS AGAINST: 14

Wayne Gretzky, Edmonton,
 1983 Smythe Division Finals (5 games),
 6 goals, 8 assists

MOST PENALTY MINUTES FOR: 61

Willi Plett vs. Philadelphia,
 1981 Quarter-Finals (7 games)

MOST PENALTY MINUTES AGAINST: 53

Charlie Bourgeois, St. Louis,
 1986 Campbell Conference Finals
 (7 games)

PLAYOFF GAME

MOST GOALS FOR: 4

Theoren Fleury at San Jose,
 1995 Western Conference Quarter-Finals,
 Game 4, May 13, 1995

MOST GOALS AGAINST: 4 (2X)

Mark Messier, Edmonton,
 1983 Smythe Division Finals,
 Game 1, Apr. 14, 1983

PLAYOFF GAME CONTINUED

Wayne Gretzky, Edmonton,
 1983 Smythe Division Finals,
 Game 3, Apr. 17, 1983

MOST ASSISTS FOR: 4 (2X)

Kent Nilsson vs. Vancouver,
 1983 Smythe Division Semi-Finals,
 Game 2, Apr. 7, 1983

Theoren Fleury at San Jose,
 1995 Western Conference
 Quarter-Finals, Game 3, May 11, 1995

MOST ASSISTS AGAINST: 4 (2X)

Ken Linseman, Philadelphia,
 1981 Quarter-Finals,
 Game 5, Apr. 22, 1981

Wayne Gretzky, Los Angeles,
 1990 Smythe Division Semi-Finals,
 Game 4, Apr. 10, 1990

MOST POINTS FOR: 5 (2X)

Al MacInnis vs. Vancouver,
 1994 Western Conference
 Quarter-Finals, Game 2, Apr. 20, 1994,
 2 goals, 3 assists

Theoren Fleury at San Jose,
 1995 Western Conference
 Quarter-Finals, Game 3, May 11, 1995,
 4 goals, 1 assist

MOST POINTS AGAINST: 7

Wayne Gretzky, Edmonton,
 1983 Smythe Division Finals,
 Game 3, Apr. 17, 1983, 4 goals, 3 assists
NHL RECORD

MOST PENALTY MINUTES FOR: 31

Willi Plett vs. Philadelphia,
 1981 Quarter-Finals,
 Game 5, Apr. 22, 1981, 3 minors, 1 major, 2
 game misconducts

MOST PENALTY MINUTES AGAINST: 32

Dave Williams, Toronto,
 1979 Preliminary Round,
 Game 1, Apr. 10, 1979, 1 minor, 2 majors,
 1-10 minute misconduct, 1 game misconduct

INDIVIDUAL RECORDS CONTINUED

PLAYOFF PERIOD

MOST GOALS FOR: 2 (19X)

Al MacInnis (3x)
vs. Montreal, 1989 Stanley Cup
Championship, Game 1, 1st period,
May 14, 1989

vs. Los Angeles, 1990 Smythe
Division Semi-Finals, Game 1,
1st period, Apr. 4, 1990

vs. Vancouver, 1994 Western
Conference Quarter-Finals,
Game 2, 1st period, Apr. 20, 1994

Doug Gilmour (2x)
vs. Los Angeles, 1989 Smythe
Division Finals, Game 2, 1st period,
Apr. 20, 1989

at Los Angeles, 1989 Smythe Division
Finals, Game 3, 3rd period,
Apr. 22, 1989

Dan Quinn (2x)
vs. St. Louis, 1986 Campbell Conference
Finals, Game 5, 2nd period,
May 10, 1986

at St. Louis, 1986 Campbell Conference
Finals, Game 6, 2nd period,
May 12, 1986

Eric Vail
vs. NY Rangers, 1980 Preliminary
Round, Game 3, 2nd period,
Apr. 11, 1980

Randy Holt
vs. Philadelphia, 1981 Quarter- Finals,
Game 4, 3rd period, Apr. 20, 1981

Paul Reinhart
at Edmonton, 1983 Smythe Division Finals,
Game 1, 3rd period, Apr. 14, 1983

Doug Risebrough
vs. St. Louis, 1986 Campbell Conference
Finals, Game 2, 1st period, May 2, 1986

Mike Bullard
1987 Smythe Division Semi-Finals,
Game 2, 2nd period, Apr. 9, 1987

Mike Sullivan
at San Jose, 1995 Western Conference
Quarter-Finals, Game 3, May 11, 1995

Theoren Fleury
at San Jose, 1995 Western Conference
Quarter-Finals, Game 4, May 13, 1995

Steve Chiasson
vs. Chicago, 1996 Western Conference
Quarter-Finals, Game 3, Apr. 21, 1996

Jarome Iginla
vs. Anaheim, 2006 Western Conference
Quarter-Finals, Game 4, 3rd period,
Apr. 27, 2006

David Moss
vs. Chicago, 2009 Western Conference
Quarter-Finals, Game 3, 3rd period,
Apr. 20, 2009

Olli Jokinen
vs. Chicago, 2009 Western Conference
Quarter-Finals, Game 4, 2nd period,
Apr. 22, 2009

JIRI HUDLER
vs. Vancouver, 2015 Western Conference
Quarter-Finals, Game 6, 3rd period,
Apr. 25, 2015

MOST GOALS AGAINST: 3

Rick MacLeish, Philadelphia,
1974 Quarter-Finals,
Game 2, 2nd period, Apr. 11, 1974

Brian Propp, Philadelphia,
1981 Quarter-Finals,
Game 5, 1st period, Apr. 22, 1982

TIES NHL RECORD

MOST ASSISTS FOR: 2 (48X)

Al MacInnis (7x)
vs. Edmonton, 1984 Smythe Division
Finals, Game 5, 2nd period,
Apr. 18, 1984

vs. Edmonton, 1984 Smythe Division
Finals, Game 6, 1st period,
Apr. 20, 1984

vs. St. Louis, 1986 Campbell Conference
Finals, Game 1, 2nd period,
May 2, 1986

vs. St. Louis, 1986 Campbell Conference
Finals, Game 2, 3rd period,
May 4, 1986

vs. Vancouver, 1989 Smythe Division
Semi-Finals, Game 4, 3rd period,
Apr. 9, 1989

vs. Vancouver, 1989 Smythe Division
Semi-Finals, Game 7, 1st period,
Apr. 15, 1989

vs. Los Angeles, 1993 Smythe Division
Semi-Finals, Game 2, 3rd period,
Apr. 21, 1993

Gary Roberts (4x)
at Los Angeles, 1989 Smythe Division
Finals, Game 3, 3rd period,
Apr. 22, 1989

at Los Angeles, 1990 Smythe Division
Semi-Finals, Game 4, 2nd period,
Apr. 10, 1990

at Edmonton, 1991 Smythe Division
Semi-Finals, Game 4, 1st period,
Apr. 10, 1991

vs. Los Angeles, 1993 Smythe Division
Semi-Finals, Game 2, 2nd period,
Apr. 21, 1993

Guy Chouinard (4x)
vs. NY Rangers, 1980 Preliminary
Round, Game 3, 2nd period,
Apr. 11, 1980

vs. Philadelphia, 1981 Quarter-Finals,
Game 2, 2nd period, Apr. 17, 1981

vs. Philadelphia, 1981 Quarter-Finals,
Game 7, 1st period, Apr. 26, 1981

vs. Vancouver, 1983 Smythe Division
Semi-Finals, Game 2, 2nd and
3rd periods

Paul Reinhart (3x)
vs. Chicago, 1981 Preliminary Round,
Game 1, 3rd period, Apr. 8, 1981

vs. St. Louis, 1986 Campbell Conference
Finals, Game 2, 3rd period,
May 4, 1986

at St. Louis, 1986 Campbell Conference
Finals, Game 6, 2nd period,
May 12, 1986

Gary Suter (3x)
vs. Los Angeles, 1988 Smythe Division
Semi-Finals, Game 1, 1st period,
Apr. 6, 1988

vs. Vancouver, 1989 Smythe Division
Semi-Finals, Game 4, 1st period,
Apr. 9, 1989

vs. Edmonton, 1991 Smythe Division
Semi-Finals, Game 5, 1st period,
Apr. 12, 1991

Jim Peplinski (2x)
vs. Philadelphia, 1981 Quarter-Finals,
Game 4, 3rd period, Apr. 20, 1981

vs. Montreal, 1986 Stanley Cup Finals,
Game 1, 3rd period, May 16, 1986

Rob Ramage (2x)
vs. Los Angeles, 1989 Smythe Division
Finals, Game 4, 1st period,
Apr. 24, 1989

vs. Montreal, 1989 Stanley Cup
Championship, Game 5, 1st period,
May 23, 1989

Sergei Makarov (2x)
vs. Los Angeles, 1990 Smythe Division
Semi-Finals, Game 2, 2nd period,
Apr. 6, 1990

at Los Angeles, 1990 Smythe Division
Semi-Finals, Game 4, 2nd period

Kent Nilsson
vs. Chicago, 1981 Preliminary Round,
Game 1, 2nd period, Apr. 8, 1981

Bob Murdoch
vs. Minnesota, 1981 Semi-Finals,
Game 4, 3rd period, May 5, 1981

Doug Risebrough
vs. Winnipeg, 1985 Smythe Division Semi-
Finals, Game 1, 2nd period,
Apr. 10, 1985

Terry Johnson
at Winnipeg, 1986 Smythe Division Semi-
Finals, Game 3, 1st period,
Apr. 12, 1986

John Tonelli
at Edmonton, 1986 Smythe Division Finals,
Game 1, 1st period, Apr. 18, 1986

INDIVIDUAL RECORDS CONTINUED

PLAYOFF PERIOD CONTINUED

Neil Sheehy
vs. St. Louis, 1986 Campbell Conference
Finals, Game 2, 1st period, May 4, 1986

Joel Otto
vs. Montreal, 1989 Stanley Cup Championship,
Game 1, 1st period, May 14, 1989

Phil Housley
vs. San Jose, 1995 Western Conference
Quarter-Finals, Game 1, 3rd period,
May 7, 1995

Mike Sullivan
vs. San Jose, 1995 Western Conference
Quarter-Finals, Game 2, 1st period,
May 9, 1995

German Titov
at San Jose, 1995 Western Conference
Quarter-Finals, Game 3, 3rd period,
May 11, 1995

Ron Stern
vs. Chicago, 1996 Western Conference
Quarter-Finals, Game 3, Apr. 21, 1996

Robyn Regehr
vs. Vancouver, 2004 Western Conference
Quarter-Finals, Game 6, 2nd Period,
Apr. 17, 2004

Martin Gelinac
vs. Detroit, 2004 Western Conference Semi-
Finals, Game 3, 2nd Period,
Apr. 27, 2004

Andrew Ference
vs. Anaheim, 2006 Western Conference
Quarter-Finals, Game 4, 3rd period,
Apr. 27, 2006

Eric Nystrom
vs. Chicago, 2009 Western Conference
Quarter-Finals, Game 4, 2nd period,
Apr. 22, 2009

Dennis Wideman
vs. Vancouver, 2015 Western Conference
Quarter-Finals, Game 4, 1st period,
Apr. 21, 2015

Jiri Hudler
vs. Vancouver, 2015 Western Conference
Quarter-Finals, Game 6, 2nd period,
Apr. 25, 2015

Sean Monahan
vs. Vancouver, 2015 Western Conference
Quarter-Finals, Game 6, 3rd period,
Apr. 25, 2015

Johnny Gaudreau
vs. Vancouver, 2015 Western Conference
Quarter-Finals, Game 6, 3rd period,
Apr. 25, 2015

David Jones
vs. Vancouver, 2015 Western Conference
Quarter-Finals, Game 6, 3rd period,
Apr. 25, 2015

Mikael Backlund
vs. Anaheim, 2017 Western Conference
Quarter-Finals, Game 3, 2nd period,
Apr. 17, 2017

MOST ASSISTS AGAINST: 3 (2X)

Ken Linseman, Philadelphia,
1981 Quarter-Finals,
Game 5, 1st period, Apr. 22, 1981

Dave Ellett, Winnipeg,
1987 Smythe Division Semi-Finals,
Game 6, 1st period, Apr. 16, 1987

TIES NHL RECORD

MOST POINTS FOR: 3 (6X)

Al MacInnis vs. St. Louis,
1986 Campbell Conference Finals,
Game 2, 3rd period, May 4, 1986,
1 goal, 2 assists

Dan Quinn at St. Louis,
1986 Campbell Conference Finals,
Game 6, 2nd period, May 12, 1986,
2 goals, 1 assist

Theoren Fleury vs. Edmonton,
1991 Smythe Division Semi-Finals,
Game 7, 1st period, Apr. 16, 1991,
1 goal, 2 assists

Al MacInnis vs. Vancouver,
1994 Western Conference Quarter-Finals,
Game 2, 1st period,
Apr. 20, 1994, 2 goals, 1 assist

Steve Chiasson vs. Chicago,
1996 Western Conference Quarter-Finals,
Game 3, Apr. 21, 1996,
2 goals, 1 assist

Olli Jokinen vs. Chicago
2009 Western Conference Quarter-Finals,
Game 4, 2nd period,
Apr. 22, 2009, 2 goals, 1 assist

MOST POINTS AGAINST: 3 (12X)

Wayne Gretzky, Edmonton, (2x)
1983 Smythe Division Finals,
Game 3, 1st period, Apr. 17, 1983,
2 goals, 1 assist
1990 Smythe Division Semi-Finals,
Game 4, 2nd period, Apr. 10, 1990,
1 goal, 2 assists

Rick MacLeish, Philadelphia,
1974 Quarter-Finals, Game 2,
2nd period, Apr. 11, 1974, 3 goals

Vaclav Nedomansky, Detroit,
1978 Preliminary Round,
Game 1, 1st period, Apr. 11, 1978,
1 goal, 2 assists

Brian Propp, Philadelphia,
1981 Quarter-Finals, Game 5,
1st period, Apr. 22, 1981, 3 goals

Ken Linseman, Philadelphia,
1981 Quarter-Finals, Game 5,
1st period, Apr. 22, 1981, 3 assists

Greg Paslawski, St. Louis,
1986 Campbell Conference Finals,
Game 6, 3rd period, May 12, 1986,
2 goals, 1 assist

Mats Naslund, Montreal,
1986 Stanley Cup Finals,
Game 3, 1st period, May 20, 1986,
2 goals, 1 assist

Dave Ellett, Winnipeg,
1987 Smythe Division Semi-Finals,
Game 6, 1st period, 3 assists

Tomas Sandstrom, Los Angeles,
1990 Smythe Division Semi-Finals,
Game 4, 2nd period, Apr. 10, 1990,
1 goal, 2 assists

Jeremy Roenick, San Jose,
2008 Western Conference Quarter-Finals,
Game 7, 2nd period, Apr. 22, 2008, 2 goals,
1 assist

Kris Versteeg, Chicago
2009 Western Conference Quarter-Finals,
Game 4, 2nd period, Apr. 22, 2009, 1 goal,
2 assists

MOST PENALTY MINUTES FOR: 30

Curt Bennett vs. Philadelphia,
1974 Quarter-Finals,
Game 3, 2nd period, Apr. 12, 1974,
2 majors, 1 10-minute misconduct,
1 game misconduct

MOST PENALTY MINUTES AGAINST: 35

Dave Semenko, Edmonton,
1983 Smythe Division Finals,
Game 3, 1st period, Apr. 17, 1983,
1 major, 1 10-minute misconduct,
1 game misconduct, 1 match penalty

FASTEST TWO GOALS, ONE PLAYER: 1:37

Dan Quinn at St. Louis,
1986 Campbell Conference Finals,
Game 6, 2nd period, May 12, 1986,
0:20 and 1:57 vs. Rick Wamsley

ALL-TIME PLAYOFF SERIES

| YEAR | RESULT | SCORE | SERIES |
|----------------|------------------------------|--------------|---|
| 2017-18 | Did Not Qualify for Playoffs | | |
| 2016-17 | Lost to Anaheim | 0 - 4 | Western Conference Quarter-Finals |
| 2015-16 | Did Not Qualify for Playoffs | | |
| 2014-15 | Defeated Vancouver | 4 - 2 | Western Conference Quarter-Final |
| | Lost to Anaheim | 1 - 4 | Western Conference Semi-Final |
| 2013-14 | Did Not Qualify for Playoffs | | |
| 2012-13 | Did Not Qualify for Playoffs | | |
| 2011-12 | Did Not Qualify for Playoffs | | |
| 2010-11 | Did Not Qualify for Playoffs | | |
| 2009-10 | Did Not Qualify for Playoffs | | |
| 2008-09 | Lost to Chicago | 2 - 4 | Western Conference Quarter-Final |
| 2007-08 | Lost to San Jose | 3 - 4 | Western Conference Quarter-Final |
| 2006-07 | Lost to Detroit | 2 - 4 | Western Conference Quarter-Final |
| 2005-06 | Lost to Anaheim | 3 - 4 | Western Conference Quarter-Final |
| 2004-05 | NHL Lockout | | |
| 2003-04 | Defeated Vancouver | 4 - 3 | Western Conference Quarter-Final |
| | Defeated Detroit | 4 - 2 | Western Conference Semi-Final |
| | Defeated San Jose | 4 - 2 | Western Conference Final |
| | Lost to Tampa Bay | 3 - 4 | Stanley Cup Final |
| 2002-03 | Did Not Qualify for Playoffs | | |
| 2001-02 | Did Not Qualify for Playoffs | | |
| 2000-01 | Did Not Qualify for Playoffs | | |
| 1999-00 | Did Not Qualify for Playoffs | | |
| 1998-99 | Did Not Qualify for Playoffs | | |
| 1997-98 | Did Not Qualify for Playoffs | | |
| 1996-97 | Did Not Qualify for Playoffs | | |
| 1995-96 | Lost to Chicago | 0 - 4 | Western Conference Quarter-Final |
| 1994-95 | Lost to San Jose | 3 - 4 | Western Conference Quarter-Final |
| 1993-94 | Lost to Vancouver | 3 - 4 | Western Conference Quarter-Final |
| 1992-93 | Lost to Los Angeles | 2 - 4 | Division Semi-Final |
| 1991-92 | Did Not Qualify for Playoffs | | |
| 1990-91 | Lost to Edmonton | 3 - 4 | Division Semi-Final |
| 1989-90 | Lost to Los Angeles | 2 - 4 | Division Semi-Final |
| 1988-89 | Defeated Vancouver | 4 - 3 | Division Semi-Final |
| | Defeated Los Angeles | 4 - 0 | Smythe Division Final |
| | Defeated Chicago | 4 - 1 | Campbell Conference Final |
| | Defeated Montreal | 4 - 2 | Stanley Cup Final |
| 1987-88 | Defeated Los Angeles | 4 - 1 | Division Semi-Final |
| | Lost to Edmonton | 0 - 4 | Smythe Division Final |
| 1986-87 | Lost to Winnipeg | 2 - 4 | Division Semi-Final |
| 1985-86 | Defeated Winnipeg | 3 - 0 | Division Semi-Final |
| | Defeated Edmonton | 4 - 3 | Smythe Division Final |
| | Defeated St. Louis | 4 - 3 | Campbell Conference Final |
| | Lost to Montreal | 1 - 4 | Stanley Cup Final |
| 1984-85 | Lost to Winnipeg | 1 - 3 | Division Semi-Final |
| 1983-84 | Defeated Vancouver | 3 - 1 | Division Semi-Final |
| | Lost to Edmonton | 3 - 4 | Smythe Division Final |
| 1982-83 | Defeated Vancouver | 3 - 1 | Division Semi-Final |
| | Lost to Edmonton | 1 - 4 | Smythe Division Final |
| 1981-82 | Lost to Vancouver | 0 - 3 | Division Semi-Final |
| 1980-81 | Defeated Chicago | 3 - 0 | Preliminary Round |
| | Defeated Philadelphia | 4 - 3 | Quarter-Finals |
| | Lost to Minnesota | 2 - 4 | Semi-Finals |
| 1979-80 | Lost to NY Rangers | 1 - 3 | Preliminary Round |
| 1978-79 | Lost to Toronto | 0 - 2 | Preliminary Round |
| 1977-78 | Lost to Detroit | 0 - 2 | Preliminary Round |
| 1976-77 | Lost to Los Angeles | 1 - 2 | Preliminary Round |
| 1975-76 | Lost to Los Angeles | 0 - 2 | Preliminary Round |
| 1974-75 | Did Not Qualify for Playoffs | | |
| 1973-74 | Lost to Philadelphia | 0 - 4 | Quarter-Finals |
| 1972-73 | Did Not Qualify for Playoffs | | |

YEARS IN PLAYOFFS - 23 OF 37 YEARS (0.622%)

*Excludes Atlanta Flames

| WON-LOSS RECORD | SERIES RECORD | RECORD IN 1st ROUND | RECORD IN 2nd ROUND | RECORD IN 3rd ROUND | RECORD IN CUP FINALS |
|--------------------------|---------------|---------------------|---------------------------|---------------------|----------------------|
| 97-109 | 16-21 | 8-14 | 4-4 | 3-1 | 1-2 |
| CONFERENCE CHAMPIONSHIPS | | | STANLEY CUP CHAMPIONSHIPS | | |
| 3 | | | 1 | | |

ALL-TIME ROSTER

| PLAYER | SEASONS | FLAMES CAREER SCORING | | | | | PLAYOFF CAREER SCORING | | | | | NO. |
|----------------------|---|-----------------------|-----|-----|-----|-----|------------------------|---|---|-----|-----|----------------------|
| | | GP | G | A | PTS | PIM | GP | G | A | PTS | PIM | |
| Adduono, Rick | 1979-80 | 3 | 0 | 0 | 0 | 2 | - | - | - | - | - | 17 |
| Agostino, Kenny | 2013-14, 2015-16 | 10 | 1 | 1 | 2 | 0 | - | - | - | - | - | 51 |
| Ahola, Peter | 1993-94 | 2 | 0 | 0 | 0 | 2 | - | - | - | - | - | 38 |
| Albelin, Tommy | 1995-96 to 2000-01 | 339 | 12 | 59 | 71 | 92 | 4 | 0 | 0 | 0 | 0 | 5 |
| Aliu, Akim | 2011-12 to 2012-13 | 7 | 2 | 1 | 3 | 26 | - | - | - | - | - | 29 |
| Allison, Jamie | 2001-02 | 101 | 3 | 10 | 13 | 163 | - | - | - | - | - | 7, 2, 33 |
| Amonte, Tony | 2005-06 to 2006-07 | 161 | 24 | 48 | 72 | 83 | 13 | 2 | 2 | 4 | 10 | 10 |
| Andersson, Erik | 1997-98 | 12 | 2 | 1 | 3 | 8 | - | - | - | - | - | 29 |
| Andersson, Niklas | 2000-01 | 11 | 0 | 1 | 1 | 4 | - | - | - | - | - | 25 |
| Andersson, Rasmus | 2016-17 to 2017-18 | 11 | 0 | 0 | 0 | 4 | 0 | 0 | 0 | 0 | 0 | 54 |
| Arnason, Chuck | 1973-74 | 33 | 7 | 6 | 13 | 13 | - | - | - | - | - | 14 |
| Arnold, Bill | 2013-14 | 1 | 0 | 0 | 0 | 0 | - | - | - | - | - | 46 |
| Ashton, Brent | 1992-93 | 32 | 8 | 11 | 19 | 41 | 6 | 0 | 3 | 3 | 2 | 15 |
| Aucoin, Adrian | 2007-08 to 2008-09 | 157 | 20 | 49 | 69 | 83 | 13 | 2 | 4 | 6 | 6 | 33 |
| Babchuk, Anton | 2010-11 to 2012-13 | 104 | 10 | 28 | 38 | 26 | - | - | - | - | - | 33 |
| Backlund, Mikael | 2008-09 to 2017-18 | 543 | 108 | 165 | 273 | 257 | 15 | 2 | 3 | 5 | 8 | 60, 11 |
| Backstrom, Niklas | 2015-16 | 4 | 0 | 0 | 0 | 0 | - | - | - | - | - | 32 |
| Baertschi, Sven | 2011-12 to 2014-15 | 61 | 8 | 20 | 28 | 22 | - | - | - | - | - | 47, 27 |
| Bancks, Carter | 2012-13 | 2 | 0 | 0 | 0 | 0 | - | - | - | - | - | 46 |
| Bartel, Robin | 1985-86 | 1 | 0 | 0 | 0 | 0 | 6 | 0 | 0 | 0 | 16 | 15 |
| Bartkowski, Matt | 2016-17 to 2017-18 | 42 | 1 | 4 | 5 | 30 | 4 | 0 | 0 | 0 | 0 | 44 |
| Bassen, Bob | 1998-99 | 41 | 1 | 2 | 3 | 35 | - | - | - | - | - | 28 |
| Baxter, Paul | 1983-84 to 1986-87 | 209 | 16 | 39 | 55 | 568 | 30 | 0 | 4 | 4 | 120 | 4 |
| Beaudoin, Serge | 1979-80 | 3 | 0 | 0 | 0 | 0 | - | - | - | - | - | 24 |
| Beers, Eddy | 1981-82 to 1985-86 | 226 | 87 | 105 | 192 | 232 | 22 | 4 | 6 | 10 | 39 | 27 |
| Begin, Steve | 1997-98 & 1999-00 to 2002-03 & 2012-13 | 159 | 15 | 11 | 26 | 214 | - | - | - | - | - | 57, 7, 26, 33, 28 |
| Belak, Wade | 1998-99 to 2000-01 | 72 | 0 | 3 | 3 | 218 | - | - | - | - | - | 29, 4 |
| Belanger, Yves | 1977-78 to 1978-79 | 22 | 0 | 0 | 0 | 0 | - | - | - | - | - | 31 |
| Bennett, Curt | 1972-73 to 1977-78 & 1979-80 | 405 | 126 | 140 | 266 | 190 | 9 | 1 | 1 | 2 | 45 | 5, 2 |
| Bennett, Sam | 2014-15 to 2017-18 | 241 | 42 | 47 | 89 | 171 | 15 | 5 | 1 | 6 | 12 | 63, 93 |
| Berezan, Perry | 1984-85 to 1988-89 | 152 | 31 | 42 | 73 | 154 | 20 | 2 | 5 | 7 | 30 | 21 |
| Bergqvist, Jonas | 1989-90 | 22 | 2 | 5 | 7 | 10 | - | - | - | - | - | 18 |
| Bernhardt, Tim | 1982-83 | 6 | 0 | 0 | 0 | 0 | - | - | - | - | - | 29 |
| Bertuzzi, Todd | 2008-09 | 66 | 15 | 29 | 44 | 74 | 6 | 1 | 1 | 2 | 8 | 7 |
| Berube, Craig | 2001-02 to 2002-03 | 234 | 10 | 17 | 27 | 628 | 6 | 0 | 1 | 1 | 21 | 23, 16, 27 |
| Betts, Blair | 2001-02 to 2003-04 | 35 | 3 | 5 | 8 | 12 | - | - | - | - | - | 15 |
| Bialowas, Dwight | 1973-74 to 1974-75 | 48 | 3 | 9 | 12 | 22 | - | - | - | - | - | 22 |
| Billins, Chad | 2013-14 | 10 | 0 | 3 | 3 | 0 | - | - | - | - | - | 41 |
| Bodak, Bob | 1987-88 | 3 | 0 | 0 | 0 | 22 | - | - | - | - | - | 28 |
| Boldirev, Ivan | 1978-79 to 1979-80 | 65 | 22 | 32 | 54 | 26 | 2 | 0 | 2 | 2 | 2 | 12 |
| Bolduc, Dan | 1983-84 | 2 | 0 | 1 | 1 | 0 | 1 | 0 | 0 | 0 | 0 | 32 |
| Bollig, Brandon | 2014-15 to 2015-16 | 116 | 3 | 6 | 9 | 191 | 11 | 2 | 0 | 2 | 38 | 25, 52 |
| Borschevsky, Nikolai | 1994-95 | 8 | 0 | 5 | 5 | 7 | - | - | - | - | - | 16 |
| Botterill, Jason | 1999-00 & 2001-02 | 6 | 1 | 0 | 1 | 2 | - | - | - | - | - | 17, 20 |
| Botting, Cam | 1975-76 | 2 | 0 | 1 | 1 | 0 | - | - | - | - | - | 24 |
| Bouchard, Dan | 1972-73 to 1980-81 | 398 | 0 | 16 | 16 | 146 | 12 | 0 | 0 | 0 | 0 | 30 |
| Bouchard, Joel | 1994-95 to 1997-98 | 126 | 9 | 12 | 21 | 106 | - | - | - | - | - | 34, 5, 6 |
| Boucher, Bryan | 2005-06 | 3 | 0 | 0 | 0 | 0 | - | - | - | - | - | 33 |
| Boughner, Bob | 2001-02 to 2002-03 | 148 | 5 | 18 | 23 | 293 | - | - | - | - | - | 6 |
| Bouma, Lance | 2010-11 to 2016-17 | 304 | 27 | 40 | 67 | 174 | 5 | 0 | 0 | 0 | 4 | 57, 17 |
| Bourgeois, Charles | 1981-82 to 1985-86 | 162 | 12 | 34 | 46 | 430 | 15 | 0 | 1 | 1 | 51 | 2, 28 |
| Bourque, Rene | 2008-09 to 2011-12 | 249 | 88 | 76 | 164 | 241 | 5 | 1 | 0 | 1 | 22 | 17 |
| Bouwmeester, Jay | 2009-10 to 2012-13 | 279 | 18 | 79 | 97 | 134 | - | - | - | - | - | 4 |
| Bowness, Rick | 1975-76 to 1976-77 | 33 | 0 | 4 | 4 | 29 | - | - | - | - | - | 15 |
| Boyd, Dustin | 2006-07 to 2009-10 | 192 | 28 | 29 | 57 | 35 | 5 | 1 | 0 | 1 | 0 | 41, 16 |
| Bozek, Steve | 1983-84 to 1987-88 | 261 | 64 | 79 | 143 | 80 | 31 | 7 | 7 | 14 | 53 | 26 |
| Bradley, Brian | 1985-86 to 1987-88 | 45 | 10 | 19 | 29 | 16 | 1 | 0 | 0 | 0 | 0 | 14 |
| Brathwaite, Fred | 1998-99 to 2000-01 | 138 | 0 | 3 | 3 | 45 | - | - | - | - | - | 40 |
| Breen, Chris | 2013-14 | 9 | 0 | 2 | 2 | 5 | - | - | - | - | - | 43 |
| Bridgman, Mel | 1981-82 to 1982-83 | 142 | 45 | 80 | 125 | 197 | 12 | 5 | 4 | 9 | 47 | 26 |

ALL-TIME ROSTER CONTINUED

| PLAYER | SEASONS | FLAMES CAREER SCORING | | | | | PLAYOFF CAREER SCORING | | | | | NO. |
|---------------------|--|-----------------------|-----|-----|-----|-----|------------------------|---|----|-----|-----|--------------|
| | | GP | G | A | PTS | PIM | GP | G | A | PTS | PIM | |
| Brigley, Travis | 1997-98 & 1999-00 | 19 | 0 | 2 | 2 | 6 | - | - | - | - | - | 43, 26 |
| Brochu, Martin | 2000-01 | 0 | 0 | 0 | 0 | 0 | - | - | - | - | - | 30 |
| Brodie, T.J. | 2010-11 to 2017-18 | 491 | 35 | 178 | 213 | 134 | 15 | 1 | 8 | 9 | 2 | 66, 7 |
| Brouwer, Troy | 2016-17 to 2017-18 | 150 | 19 | 28 | 47 | 84 | 4 | 0 | 2 | 2 | 0 | 36 |
| Brown, Arnie | 1972-73 to 1973-74 | 63 | 3 | 6 | 9 | 46 | 4 | 0 | 0 | 0 | 0 | 19 |
| Brubaker, Jeff | 1983-84 | 4 | 0 | 0 | 0 | 19 | - | - | - | - | - | 29 |
| Bucyk, Randy | 1987-88 | 2 | 0 | 0 | 0 | 0 | - | - | - | - | - | 18 |
| Bullard, Mike | 1986-87 to 1987-88 | 136 | 76 | 81 | 157 | 102 | 12 | 4 | 5 | 9 | 8 | 22, 25 |
| Bure, Valeri | 1997-98 to 2000-01 | 256 | 93 | 99 | 192 | 100 | - | - | - | - | - | 8 |
| Bureau, Marc | 1989-90 to 1990-91 & 1999-00 | 19 | 1 | 3 | 4 | 8 | - | - | - | - | - | 33, 7 |
| Butler, Chris | 2011-12 to 2013-14 | 194 | 5 | 34 | 39 | 92 | - | - | - | - | - | 44 |
| Buzek, Petr | 2001-02 to 2002-03 | 76 | 4 | 8 | 12 | 28 | - | - | - | - | - | 8 |
| Byers, Jerry | 1974-75 | 12 | 1 | 1 | 2 | 9 | - | - | - | - | - | 10 |
| Byron, Paul | 2011-12 to 2014-15 | 130 | 16 | 30 | 46 | 39 | - | - | - | - | - | 32 |
| Cammalleri, Michael | 2008-09 & 2011-12 to 2013-14 | 216 | 89 | 89 | 178 | 111 | 6 | 1 | 2 | 3 | 2 | 13, 93 |
| Carr, Gene | 1978-79 | 30 | 3 | 8 | 11 | 6 | 1 | 0 | 0 | 0 | 0 | 14 |
| Carriere, Larry | 1975-76 to 1976-77 | 100 | 6 | 18 | 24 | 112 | 1 | 0 | 0 | 0 | 2 | 23 |
| Carson, Brett | 2010-11 to 2012-13 | 18 | 0 | 1 | 1 | 0 | - | - | - | - | - | 3 |
| Cassels, Andrew | 1997-98 to 1998-99 | 151 | 29 | 52 | 81 | 50 | - | - | - | - | - | 21 |
| Cavallini, Gino | 1984-85 to 1985-86 | 54 | 13 | 17 | 30 | 40 | 3 | 0 | 0 | 0 | 4 | 6 |
| Cervenka, Roman | 2012-13 | 39 | 9 | 8 | 17 | 14 | - | - | - | - | - | 10 |
| Charron, Eric | 1997-98 to 1999-00 | 35 | 0 | 1 | 1 | 55 | - | - | - | - | - | 38, 36 |
| Chernomaz, Richard | 1987-88 to 1988-89 & 1991-92 | 14 | 1 | 0 | 1 | 6 | - | - | - | - | - | 15, 33 16 |
| Chiasson, Alex | 2016-17 | 81 | 12 | 12 | 24 | 46 | 4 | 0 | 0 | 0 | 2 | 39 |
| Chiasson, Steve | 1994-95 to 1996-97 | 168 | 15 | 59 | 74 | 133 | 11 | 3 | 3 | 6 | 9 | 21 |
| Chorske, Tom | 1998-99 | 7 | 0 | 0 | 0 | 2 | - | - | - | - | - | 26 |
| Chouinard, Guy | 1974-75 to 1982-83 | 514 | 193 | 336 | 529 | 110 | 41 | 9 | 26 | 35 | 12 | 10, 16, 7 |
| Christie, Ryan | 2001-02 | 2 | 0 | 0 | 0 | 0 | - | - | - | - | - | 39 |
| Christoff, Steve | 1982-83 | 45 | 9 | 8 | 17 | 4 | 1 | 0 | 0 | 0 | 0 | 11 |
| Chucko, Kris | 2008-09 | 2 | 0 | 0 | 0 | 2 | - | - | - | - | - | 62 |
| Churla, Shane | 1987-88 to 1988-89 | 34 | 1 | 5 | 6 | 158 | 7 | 0 | 1 | 1 | 17 | 15 |
| Clark, Chris | 1999-00 to 2003-04 | 278 | 35 | 36 | 71 | 363 | 26 | 3 | 3 | 6 | 30 | 7, 17, 26 |
| Clement, Bill | 1975-76 to 1981-82 | 444 | 85 | 139 | 224 | 197 | 32 | 3 | 3 | 6 | 14 | 10 |
| Colborne, Joe | 2013-14 to 2015-16 | 217 | 37 | 63 | 100 | 104 | 11 | 1 | 2 | 3 | 20 | 8 |
| Comeau, Blake | 2011-12 to 2012-13 | 91 | 9 | 13 | 22 | 38 | - | - | - | - | - | 10 |
| Comeau, Rey | 1972-73 to 1977-78 | 468 | 88 | 126 | 214 | 153 | 9 | 2 | 1 | 3 | 8 | 18 |
| Commodore, Mike | 2002-03 to 2003-04 | 18 | 0 | 1 | 1 | 44 | 20 | 0 | 2 | 2 | 19 | 2 |
| Conacher, Pat | 1995-96 | 7 | 0 | 0 | 0 | 0 | - | - | - | - | - | 11 |
| Conroy, Craig | 2000-01 to 2003-04 & 2006-07 to 2010-11 | 507 | 97 | 211 | 308 | 276 | 45 | 7 | 15 | 22 | 28 | 22, 24 |
| Corbet, Rene | 1998-99 to 1999-00 | 68 | 9 | 14 | 23 | 70 | - | - | - | - | - | 20 |
| Courteau, Yves | 1984-85 | 18 | 2 | 5 | 7 | 4 | 1 | 0 | 0 | 0 | 0 | 25 |
| Cowan, Jeff | 1999-00 to 2001-02 | 83 | 14 | 5 | 19 | 130 | - | - | - | - | - | 38 |
| Coxe, Craig | 1987-88 | 7 | 2 | 3 | 5 | 32 | 2 | 1 | 0 | 1 | 16 | 18 |
| Craig, Jim | 1979-80 | 4 | 0 | 0 | 0 | 0 | - | - | - | - | - | 1 |
| Cundari, Mark | 2012-13 to 2013-14 | 8 | 1 | 2 | 3 | 2 | - | - | - | - | - | 42 |
| Curtale, Tony | 1980-81 | 2 | 0 | 0 | 0 | 0 | - | - | - | - | - | 3 |
| Cyr, Denis | 1980-81 to 1982-83 | 66 | 14 | 15 | 29 | 13 | - | - | - | - | - | 9, 12 |
| D'Amour, Marc | 1985-86 | 16 | 0 | 0 | 0 | 22 | - | - | - | - | - | 1 |
| Dadswell, Doug | 1986-87 to 1987-88 | 27 | 0 | 2 | 2 | 2 | - | - | - | - | - | 36 |
| Dahl, Kevin | 1992-93 to 1995-96 & 1997-98 | 179 | 7 | 22 | 29 | 149 | 16 | 0 | 2 | 2 | 12 | 4 |
| Dahlquist, Chris | 1992-93 to 1993-94 | 151 | 4 | 18 | 22 | 118 | 7 | 3 | 1 | 4 | 4 | 5 |
| Dawes, Nigel | 2009-10 | 66 | 14 | 18 | 32 | 18 | - | - | - | - | - | 15 |
| Deadmarsh, Butch | 1972-73 to 1973-74 | 61 | 7 | 1 | 8 | 97 | 4 | 0 | 0 | 0 | 17 | 10 |
| DeGray, Dale | 1985-86 to 1986-87 | 28 | 6 | 7 | 13 | 29 | - | - | - | - | - | 28 |
| Desbiens, Guillaume | 2011-12 | 10 | 0 | 0 | 0 | 25 | - | - | - | - | - | 26 |
| Diaz, Raphael | 2014-15 | 56 | 2 | 2 | 4 | 10 | 3 | 0 | 0 | 0 | 0 | 33 |
| Dingman, Chris | 1997-98 to 1998-99 | 72 | 3 | 3 | 6 | 166 | - | - | - | - | - | 7 |

ALL-TIME ROSTER CONTINUED

| PLAYER | SEASONS | FLAMES CAREER SCORING | | | | | PLAYOFF CAREER SCORING | | | | | NO. |
|-------------------------|--|-----------------------|-----|-----|-----|------|------------------------|----|----|-----|-----|-------------------|
| | | GP | G | A | PTS | PIM | GP | G | A | PTS | PIM | |
| Dollas, Bobby | 1999-00 | 49 | 3 | 7 | 10 | 28 | - | - | - | - | - | 4 |
| Dome, Robert | 2002-03 | 1 | 0 | 0 | 0 | 0 | - | - | - | - | - | 38 |
| Domenichelli, Hnat | 1996-97 to 1999-00 | 96 | 20 | 23 | 43 | 31 | - | - | - | - | - | 17 |
| Donovan, Shean | 2002-03 to 2005-06 | 175 | 28 | 37 | 65 | 161 | 31 | 5 | 5 | 10 | 29 | 16 |
| Dowd, Jim | 1997-98 | 48 | 6 | 8 | 14 | 12 | - | - | - | - | - | 34 |
| Dubinsky, Steve | 1998-99 to 1999-00 | 84 | 4 | 11 | 15 | 18 | - | - | - | - | - | 18 |
| Drury, Chris | 2002-03 | 80 | 23 | 30 | 53 | 33 | - | - | - | - | - | 37, 18 |
| Drury, Ted | 1993-94 | 34 | 5 | 7 | 12 | 26 | - | - | - | - | - | 27 |
| Dunn, Richie | 1982-83 | 80 | 3 | 11 | 14 | 47 | 9 | 1 | 1 | 2 | 8 | 6 |
| DuPont, Micki | 2001-02 to 2002-03 | 18 | 1 | 2 | 3 | 6 | - | - | - | - | - | 42 |
| Dwyer, Mike | 1980-81 to 1981-82 | 9 | 0 | 3 | 3 | 4 | 1 | 1 | 0 | 1 | 0 | 29, 26 |
| Eakin, Bruce | 1981-82 & 1983-84 to 1984-85 | 9 | 2 | 1 | 3 | 4 | - | - | - | - | - | 19, 22, 25, 32 |
| Eakins, Dallas | 2000-01 to 2001-02 | 20 | 0 | 1 | 1 | 15 | - | - | - | - | - | 4, 20, 26 |
| Eaves, Mike | 1983-84 to 1985-86 | 117 | 28 | 65 | 93 | 30 | 19 | 5 | 5 | 10 | 10 | 7, 17 |
| Ecclestone, Tim | 1974-75 to 1977-78 | 220 | 28 | 62 | 90 | 92 | 4 | 0 | 2 | 2 | 6 | 14 |
| Edwards, Don | 1982-83 to 1984-85 | 114 | 0 | 3 | 3 | 6 | 11 | 0 | 0 | 0 | 0 | 1 |
| Eisenhut, Neil | 1994-95 | 3 | 0 | 0 | 0 | 0 | - | - | - | - | - | 35 |
| Elliott, Brian | 2016-17 | 49 | 0 | 0 | 0 | 4 | 4 | 0 | 0 | 0 | 0 | 1 |
| Eloranta, Kari | 1981-82 to 1984-85 & 1985-86 | 255 | 12 | 96 | 108 | 149 | 21 | 1 | 7 | 8 | 19 | 8, 20, 32 |
| Elson, Turner | 2015-16 | 1 | 0 | 1 | 1 | 0 | - | - | - | - | - | 65 |
| Engblom, Brian | 1986-87 | 32 | 0 | 4 | 4 | 28 | - | - | - | - | - | 6 |
| Engelland, Deryk | 2014-15 to 2016-17 | 226 | 9 | 30 | 39 | 192 | 15 | 0 | 1 | 1 | 52 | 29 |
| Eriksson, Anders | 2007-08 to 2008-09 | 61 | 1 | 17 | 18 | 36 | 5 | 0 | 1 | 1 | 2 | 8 |
| Esau, Len | 1993-94 to 1994-95 | 7 | 0 | 3 | 3 | 7 | - | - | - | - | - | 36, 28 |
| Evans, Brennan | 2003-04 | - | - | - | - | - | 2 | 0 | 0 | 0 | 0 | 43 |
| Evason, Dean | 1995-96 | 67 | 7 | 7 | 14 | 38 | 3 | 0 | 1 | 1 | 0 | 20 |
| Fata, Rico | 1998-99 to 2000-01 | 27 | 0 | 1 | 1 | 10 | - | - | - | - | - | 62, 44, 15 |
| Feasterstone, Glen | 1996-97 | 13 | 1 | 3 | 4 | 19 | - | - | - | - | - | 4 |
| Fenton, Paul | 1990-91 | 31 | 5 | 7 | 12 | 10 | 5 | 0 | 0 | 0 | 2 | 12 |
| Ference, Brad | 2006-07 | 5 | 0 | 0 | 0 | 2 | - | - | - | - | - | 8 |
| Ference, Andrew | 2002-03 to 2006-07 | 224 | 10 | 53 | 63 | 210 | 33 | 0 | 7 | 7 | 37 | 21 |
| Ferland, Micheal | 2014-15 to 2017-18 | 250 | 42 | 47 | 89 | 135 | 13 | 3 | 2 | 5 | 30 | 79 |
| Ferguson, Craig | 1995-96 | 8 | 0 | 0 | 0 | 4 | - | - | - | - | - | 38 |
| Flett, Bill | 1975-76 to 1976-77 | 102 | 27 | 21 | 48 | 36 | 2 | 0 | 0 | 0 | 0 | 9 |
| Fleury, Theoren | 1988-89 to 1998-99 | 791 | 364 | 466 | 830 | 1339 | 59 | 29 | 33 | 62 | 97 | 14 |
| Foo, Spencer | 2017-18 | 4 | 2 | 0 | 2 | 0 | - | - | - | - | - | 16 |
| Forslund, Tomas | 1991-92 to 1992-93 | 44 | 5 | 11 | 16 | 12 | - | - | - | - | - | 27 |
| Fotiu, Nick | 1985-86 to 1986-87 | 51 | 5 | 4 | 9 | 166 | 11 | 0 | 1 | 1 | 34 | 22 |
| Fox, Greg | 1977-78 to 1978-79 | 80 | 1 | 14 | 15 | 95 | 2 | 0 | 1 | 1 | 8 | 2 |
| Friesen, Jeff | 2006-07 | 72 | 6 | 6 | 12 | 34 | 5 | 0 | 0 | 0 | 2 | 16 |
| Freer, Mark | 1993-94 | 2 | 0 | 0 | 0 | 4 | - | - | - | - | - | 16 |
| Frolik, Michael | 2015-16 to 2017-18 | 216 | 42 | 59 | 101 | 108 | 4 | 0 | 1 | 1 | 0 | 67 |
| Fuhr, Grant | 1999-00 | 23 | 0 | 0 | 0 | 2 | - | - | - | - | - | 31 |
| Gagner, Dave | 1996-97 | 82 | 27 | 33 | 60 | 48 | - | - | - | - | - | 51 |
| Galiardi, T.J. | 2013-14 | 62 | 4 | 13 | 17 | 21 | - | - | - | - | - | 39 |
| Garner, Tyrone | 1997-98 to 1998-99 | 3 | 0 | 0 | 0 | 0 | - | - | - | - | - | 37, 1 |
| Gaudreau, Johnny | 2013-14 to 2017-18 | 312 | 97 | 191 | 288 | 64 | 15 | 4 | 7 | 11 | 6 | 53, 13 |
| Gauthier, Denis | 1997-98 to 2003-04 | 384 | 13 | 45 | 58 | 515 | 6 | 0 | 1 | 1 | 4 | 24, 3 |
| Gavey, Aaron | 1996-97 to 1997-98 | 67 | 9 | 12 | 21 | 58 | - | - | - | - | - | 23 |
| Gelinas, Martin | 2002-03 to 2003-04 | 157 | 38 | 49 | 87 | 121 | 26 | 8 | 7 | 15 | 35 | 23 |
| Germyn, Carsen | 2005-06 to 2006-07 | 4 | 0 | 0 | 0 | 0 | - | - | - | - | - | 39 |
| Gibbs, Barry | 1974-75 to 1977-78 | 208 | 13 | 55 | 68 | 218 | 5 | 1 | 0 | 1 | 4 | 2 |
| Giguere, Jean-Sebastien | 1998-99 to 1999-00 | 22 | 0 | 1 | 1 | 6 | - | - | - | - | - | 47 |
| Gillies, Jon | 2016-17 to 2017-18 | 12 | 0 | 0 | 0 | 2 | 0 | 0 | 0 | 0 | 0 | 32 |
| Gilmour, Doug | 1988-89 to 1991-92 | 266 | 81 | 214 | 295 | 286 | 35 | 15 | 13 | 28 | 28 | 39 |
| Giordano, Mark | 2005-06 to 2006-07 & 2008-09 to 2017-18 | 755 | 112 | 266 | 378 | 642 | 8 | 1 | 1 | 2 | 2 | 46, 5 |
| Glass, Tanner | 2017-18 | 16 | 0 | 0 | 0 | 19 | - | - | - | - | - | 15 |
| Glencross, Curtis | 2008-09 to 2014-15 | 418 | 144 | 128 | 242 | 290 | 6 | 0 | 3 | 3 | 12 | 20 |
| Glynn, Brian | 1987-88 & 1989-90 | 68 | 5 | 14 | 19 | 87 | 1 | 0 | 0 | 0 | 0 | 32 |

ALL-TIME ROSTER CONTINUED

| PLAYER | SEASONS | FLAMES CAREER SCORING | | | | | PLAYOFF CAREER SCORING | | | | | NO. |
|----------------------|--|-----------------------|-----|-----|-----|------|------------------------|---|---|-----|-----|------------|
| | | GP | G | A | PTS | PIM | GP | G | A | PTS | PIM | |
| Godard, Eric | 2006-07 to 2007-08 | 83 | 1 | 2 | 3 | 221 | 5 | 0 | 0 | 0 | 0 | 17 |
| Godynyuk, Alexander | 1991-92 to 1992-93 | 33 | 3 | 5 | 8 | 23 | - | - | - | - | - | 21 |
| Gorman, Dave | 1979-80 | 3 | 0 | 0 | 0 | 0 | - | - | - | - | - | 15 |
| Gould, Bob | 1979-80 to 1981-82 | 20 | 3 | 0 | 3 | 4 | 11 | 3 | 1 | 4 | 4 | 22, 19 |
| Gould, John | 1976-77 to 1978-79 | 194 | 35 | 50 | 85 | 47 | 7 | 0 | 0 | 0 | 4 | 21 |
| Granlund, Markus | 2013-14 to 2015-16 | 86 | 14 | 14 | 28 | 24 | 3 | 0 | 1 | 1 | 0 | 60 |
| Grant, Derek | 2015-16 | 15 | 0 | 1 | 1 | 2 | - | - | - | - | - | 57 |
| Gratton, Benoit | 1999-00 to 2000-01 | 24 | 1 | 5 | 6 | 24 | - | - | - | - | - | 37, 39 |
| Gratton, Norm | 1972-73 | 29 | 3 | 6 | 9 | 12 | - | - | - | - | - | 10 |
| Graves, Hilliard | 1974-75 to 1976-77 | 172 | 37 | 54 | 91 | 63 | - | - | - | - | - | 17 |
| Green, Josh | 2003-04 | 36 | 2 | 4 | 6 | 24 | - | - | - | - | - | 26 |
| Greentree, Kyle | 2008-09 | 2 | 0 | 0 | 0 | 0 | - | - | - | - | - | 47 |
| Greig, Mark | 1994-95 | 8 | 1 | 1 | 2 | 2 | - | - | - | - | - | 16 |
| Grimson, Stu | 1988-89 to 1989-90 | 4 | 0 | 0 | 0 | 22 | - | - | - | - | - | 18, 35 |
| Grossmann, Nicklas | 2016-17 | 3 | 0 | 0 | 0 | 2 | - | - | - | - | - | 8 |
| Guenette, Steve | 1989-90 to 1990-91 | 3 | 0 | 0 | 0 | 2 | - | - | - | - | - | 1 |
| Guy, Kevan | 1986-87 to 1987-88 & 1990-91 to 1991-92 | 42 | 0 | 7 | 7 | 33 | 4 | 0 | 1 | 1 | 23 | 3, 5 |
| Haas, David | 1993-94 | 2 | 1 | 1 | 2 | 7 | - | - | - | - | - | 19 |
| Habscheid, Marc | 1991-92 | 46 | 7 | 11 | 18 | 42 | - | - | - | - | - | 17 |
| Hagman, Niklas | 2009-10 to 2011-12 | 106 | 17 | 25 | 42 | 28 | - | - | - | - | - | 11, 10 |
| Hale, David | 2006-07 to 2007-08 | 69 | 0 | 2 | 2 | 56 | 8 | 0 | 0 | 0 | 8 | 21 |
| Hampson, Gord | 1982-83 | 4 | 0 | 0 | 0 | 5 | - | - | - | - | - | 27 |
| Hamilton, Dougie | 2015-16 to 2017-18 | 245 | 42 | 95 | 137 | 174 | 4 | 0 | 1 | 1 | 8 | 27 |
| Hamilton, Freddie | 2015-16 to 2017-18 | 38 | 3 | 2 | 5 | 10 | 1 | 0 | 0 | 0 | 0 | 25 |
| Hamonic, Travis | 2017-18 | 74 | 1 | 10 | 11 | 79 | - | - | - | - | - | 24 |
| Hamrik, Roman | 2005-06 to 2006-07 | 126 | 14 | 50 | 64 | 144 | 13 | 0 | 3 | 3 | 10 | 4 |
| Hannan, Scott | 2011-12 | 78 | 2 | 10 | 12 | 38 | - | - | - | - | - | 23 |
| Hanowski, Ben | 2012-13 to 2013-14 | 16 | 1 | 2 | 3 | 2 | - | - | - | - | - | 58 |
| Hanson, Keith | 1983-84 | 25 | 0 | 2 | 2 | 77 | - | - | - | - | - | 6 |
| Harkins, Todd | 1991-92 to 1992-93 | 20 | 2 | 3 | 5 | 29 | - | - | - | - | - | 37, 19 |
| Harrer, Tim | 1982-83 | 3 | 0 | 0 | 0 | 2 | - | - | - | - | - | 12 |
| Harris, Ron | 1972-73 | 24 | 2 | 4 | 6 | 8 | - | - | - | - | - | 5 |
| Harvey, Buster | 1974-75 to 1975-76 | 80 | 17 | 27 | 44 | 16 | - | - | - | - | - | 8 |
| Hathaway, Garnet | 2015-16 to 2017-18 | 99 | 5 | 16 | 21 | 163 | - | - | - | - | - | 64, 21 |
| Hay, Dwayne | 2000-01 | 49 | 1 | 3 | 4 | 16 | - | - | - | - | - | 21 |
| Heaphy, Shawn | 1992-93 | 1 | 0 | 0 | 0 | 0 | - | - | - | - | - | 13 |
| Helenius, Sami | 1996-97 & 1998-99 | 7 | 0 | 1 | 1 | 8 | - | - | - | - | - | 8, 4 |
| Henderson, Paul | 1979-80 | 30 | 7 | 6 | 13 | 6 | 4 | 0 | 0 | 0 | 0 | 15, 19 |
| Hentunen, Jukka | 2001-02 | 28 | 2 | 3 | 5 | 4 | - | - | - | - | - | 24 |
| Hextall, Bryan | 1973-74 to 1974-75 | 114 | 20 | 20 | 40 | 117 | 4 | 0 | 1 | 1 | 16 | 20 |
| Hicke, Ernie | 1972-73 | 58 | 14 | 23 | 37 | 37 | - | - | - | - | - | 12 |
| Higgins, Christopher | 2009-10 | 12 | 2 | 1 | 3 | 0 | - | - | - | - | - | 21 |
| Hiller, Jonas | 2014-15 to 2015-16 | 78 | 0 | 0 | 0 | 0 | 7 | 0 | 0 | 0 | 0 | 1 |
| Hindmarch, Dave | 1980-81 to 1984-85 | 98 | 21 | 17 | 38 | 25 | 10 | 0 | 0 | 0 | 6 | 18 |
| Hislop, Jamie | 1980-81 to 1983-84 | 215 | 37 | 61 | 98 | 65 | 28 | 3 | 2 | 5 | 11 | 17 |
| Hlushko, Todd | 1994-95 to 1997-98 | 76 | 7 | 13 | 20 | 84 | 1 | 0 | 0 | 0 | 2 | 38, 17, 20 |
| Hoglund, Jonas | 1996-97 to 1997-98 | 118 | 25 | 24 | 49 | 28 | - | - | - | - | - | 44 |
| Hogoboam, Bill | 1972-73 | 2 | 0 | 0 | 0 | 0 | - | - | - | - | - | 11 |
| Holt, Randy | 1980-81 to 1981-82 | 56 | 0 | 5 | 5 | 174 | 13 | 2 | 2 | 4 | 52 | 7 |
| Horak, Roman | 2011-12 to 2012-13 | 81 | 5 | 13 | 18 | 16 | - | - | - | - | - | 51 |
| Housley, Phil | 1994-95 to 1995-96 & 1998-99 to 2000-01 | 328 | 50 | 188 | 238 | 140 | 7 | 0 | 9 | 9 | 0 | 6 |
| Houston, Ken | 1975-76 to 1981-82 | 462 | 128 | 145 | 273 | 516 | 31 | 9 | 9 | 18 | 64 | 24, 6 |
| Hrdina, Jiri | 1987-88 to 1990-91 | 157 | 36 | 58 | 94 | 63 | 11 | 0 | 1 | 1 | 2 | 17 |
| Hrivik, Marek | 2017-18 | 3 | 0 | 0 | 0 | 0 | - | - | - | - | - | 46 |
| Hudler, Jiri | 2012-13 to 2015-16 | 248 | 68 | 124 | 192 | 69 | 11 | 4 | 4 | 8 | 2 | 24 |
| Hull, Brett | 1985-86 to 1987-88 | 57 | 27 | 24 | 51 | 12 | 6 | 2 | 1 | 3 | 0 | 16 |
| Hulse, Cale | 1995-96 to 1999-00 & 2005-06 | 277 | 10 | 43 | 53 | 449 | 1 | 0 | 0 | 0 | 0 | 29, 32 |
| Hunter, Mark | 1988-89 to 1990-91 | 133 | 34 | 26 | 60 | 358 | 10 | 2 | 2 | 4 | 23 | 22 |
| Hunter, Tim | 1981-82 to 1991-92 | 545 | 49 | 59 | 108 | 2405 | 86 | 5 | 6 | 11 | 352 | 19 |

ALL-TIME ROSTER CONTINUED

| PLAYER | SEASONS | FLAMES CAREER SCORING | | | | | PLAYOFF CAREER SCORING | | | | | NO. |
|----------------------|---------------------------------|-----------------------|-----|-----|------|-----|------------------------|----|----|-----|-----|--------|
| | | GP | G | A | PTS | PIM | GP | G | A | PTS | PIM | |
| Huscroft, Jamie | 1995-96 to 1996-97 | 109 | 3 | 13 | 16 | 279 | 4 | 0 | 1 | 1 | 4 | 7 |
| Huselius, Kristian | 2005-06 to 2007-08 | 216 | 74 | 108 | 182 | 102 | 20 | 2 | 10 | 12 | 14 | 20 |
| Iginla, Jarome | 1995-96 to 2012-13 | 1219 | 525 | 570 | 1095 | 831 | 54 | 28 | 21 | 49 | 70 | 24, 12 |
| Ingarfield, Earl Jr. | 1979-80 to 1980-81 | 17 | 2 | 3 | 5 | 6 | 2 | 0 | 1 | 1 | 0 | 21 |
| Irving, Leland | 2011-12 to 2012-13 | 13 | 0 | 1 | 1 | 0 | - | - | - | - | - | 37 |
| Ivanans, Raitis | 2010-11 to 2011-12 | 2 | 0 | 0 | 0 | 5 | - | - | - | - | - | 41 |
| Jackman, Tim | 2010-11 to 2013-14 | 209 | 13 | 23 | 36 | 297 | - | - | - | - | - | 15 |
| Jackson, Jim | 1982-83 to 1984-85 | 107 | 15 | 30 | 45 | 20 | 14 | 3 | 2 | 5 | 6 | 16 |
| Jaffray, Jason | 2009-10 | 3 | 0 | 0 | 0 | 0 | - | - | - | - | - | 38 |
| Jagr, Jaromir | 2017-18 | 22 | 1 | 6 | 7 | 10 | - | - | - | - | - | 68 |
| Jalonen, Kari | 1982-83 to 1983-84 | 34 | 9 | 6 | 15 | 4 | 5 | 1 | 0 | 1 | 0 | 21 |
| Jankowski, Mark | 2016-17 to 2017-18 | 73 | 17 | 8 | 25 | 33 | - | - | - | - | - | 77 |
| Jantunen, Marko | 1996-97 | 3 | 0 | 0 | 0 | 0 | - | - | - | - | - | 45 |
| Johansson, Andreas | 1999-00 | 28 | 3 | 7 | 10 | 14 | - | - | - | - | - | 21 |
| Johansson, Mathias | 2002-03 | 46 | 4 | 5 | 9 | 12 | - | - | - | - | - | 20 |
| Johansson, Roger | 1989-90 to 1990-91 & 1992-93 | 150 | 8 | 34 | 42 | 157 | 5 | 0 | 1 | 1 | 2 | 21, 34 |
| Johnson, Aaron | 2009-10 | 22 | 1 | 2 | 3 | 19 | - | - | - | - | - | 44 |
| Johnson, Chad | 2016-17 | 36 | 0 | 0 | 0 | 0 | 1 | 0 | 0 | 0 | 0 | 31 |
| Johnson, Terry | 1985-86 | 24 | 1 | 4 | 5 | 71 | 17 | 0 | 3 | 3 | 64 | 6 |
| Jokinen, Olli | 2008-09 to 2011-12 | 236 | 59 | 106 | 165 | 169 | 6 | 2 | 3 | 5 | 4 | 21, 13 |
| Jokipakka, Jyrki | 2015-16 to 2016-17 | 56 | 1 | 11 | 12 | 20 | - | - | - | - | - | 3 |
| Jones, Blair | 2011-12 to 2013-14 | 50 | 3 | 4 | 7 | 39 | - | - | - | - | - | 19 |
| Jones, David | 2013-14 to 2015-16 | 174 | 32 | 30 | 62 | 38 | 11 | 2 | 3 | 5 | 2 | 54, 19 |
| Jooris, Josh | 2014-15 to 2015-16 | 119 | 16 | 21 | 37 | 55 | 9 | 0 | 0 | 0 | 4 | 86 |
| Joseph, Curtis | 2007-08 | 9 | 0 | 0 | 0 | 2 | 2 | 0 | 0 | 0 | 0 | 31 |
| Karlsson, Henrik | 2010-11 to 2011-12 | 26 | 0 | 0 | 0 | 0 | - | - | - | - | - | 35 |
| Karpenko, Igor | 1998-99 | - | - | - | - | - | - | - | - | - | - | 29 |
| Kea, Ed | 1973-74 to 1978-79 | 316 | 22 | 92 | 114 | 283 | 8 | 0 | 1 | 1 | 9 | 24, 19 |
| Keczmer, Dan | 1993-94 to 1995-96 | 98 | 3 | 23 | 26 | 72 | 10 | 0 | 1 | 1 | 6 | 39 |
| Keetley, Matt | 2007-08 to 2009-10 | 1 | 0 | 0 | 0 | 0 | - | - | - | - | - | 36 |
| Kennedy, Sheldon | 1994-95 to 1995-96 | 71 | 10 | 15 | 25 | 81 | 10 | 2 | 3 | 5 | 18 | 23 |
| Ketter, Kerry | 1972-73 | 41 | 0 | 2 | 2 | 58 | - | - | - | - | - | 24 |
| Kidd, Trevor | 1991-92 to 1996-97 | 123 | 0 | 9 | 9 | 26 | 9 | 0 | 0 | 0 | 0 | 37 |
| Kiprusoff, Miikka | 2003-04 to 2012-13 | 576 | 0 | 10 | 10 | 43 | 54 | 0 | 1 | 1 | 6 | 34 |
| Kisio, Kelly | 1993-94 to 1994-95 | 63 | 14 | 27 | 41 | 34 | 14 | 3 | 4 | 7 | 27 | 11 |
| Klimchuk, Morgan | 2017-18 | 1 | 0 | 0 | 0 | 0 | - | - | - | - | - | 52 |
| Knight, Corban | 2013-14 to 2014-15 | 9 | 1 | 0 | 1 | 0 | - | - | - | - | - | 10 |
| Kobasew, Chuck | 2002-03 to 2006-07 | 210 | 34 | 37 | 71 | 160 | 33 | 1 | 1 | 1 | 24 | 7, 19 |
| Kohn, Ladislav | 1995-96 to 1997-98 & 2002-03 | 12 | 1 | 2 | 3 | 4 | - | - | - | - | - | 46, 43 |
| Kolanos, Krys | 2011-12 | 13 | 0 | 1 | 1 | 2 | - | - | - | - | - | 8 |
| Konroyd, Steve | 1980-81 to 1985-86 & 1994-95 | 350 | 18 | 83 | 101 | 386 | 24 | 4 | 7 | 11 | 40 | 3, 7 |
| Korn, Jim | 1989-90 | 9 | 0 | 2 | 2 | 26 | 4 | 1 | 0 | 1 | 12 | 26 |
| Kostopoulos, Tom | 2010-11 to 2011-12 | 140 | 11 | 15 | 26 | 101 | - | - | - | - | - | 16 |
| Kotalik, Ales | 2009-10 to 2010-11 | 52 | 7 | 4 | 11 | 37 | - | - | - | - | - | 26 |
| Kravchuk, Igor | 2000-01 to 2001-02 | 115 | 4 | 30 | 34 | 23 | - | - | - | - | - | 25 |
| Krivokrasov, Sergei | 1999-00 | 12 | 1 | 10 | 11 | 4 | - | - | - | - | - | 17, 25 |
| Kromm, Richard | 1983-84 to 1985-86 | 189 | 43 | 61 | 104 | 90 | 14 | 1 | 2 | 3 | 13 | 22 |
| Kronwall, Staffan | 2009-10 | 11 | 1 | 2 | 3 | 2 | - | - | - | - | - | 8 |
| Kruse, Paul | 1990-91 to 1996-97 | 246 | 24 | 29 | 53 | 614 | 17 | 2 | 4 | 6 | 28 | 18, 12 |
| Kryskow, Dave | 1975-76 | 79 | 15 | 25 | 40 | 65 | 2 | 0 | 0 | 0 | 2 | 8, 20 |
| Kulak, Brett | 2014-15 to 2017-18 | 101 | 2 | 9 | 11 | 41 | - | - | - | - | - | 61 |
| Kylington, Oliver | 2015-16 | 1 | 0 | 0 | 0 | 0 | - | - | - | - | - | 58 |
| Kyte, Jim | 1990-91 to 1991-92 | 63 | 0 | 10 | 10 | 260 | 7 | 0 | 0 | 0 | 7 | 4 |
| Labraaten, Dan | 1980-81 to 1981-82 | 70 | 19 | 19 | 38 | 19 | 8 | 1 | 0 | 1 | 4 | 21 |
| Lalonde, Bobby | 1977-78 to 1979-80 & 1981-82 | 155 | 38 | 56 | 94 | 54 | 3 | 2 | 0 | 2 | 0 | 7, 11 |
| Lakovic, Sasha | 1996-97 | 19 | 0 | 1 | 1 | 54 | - | - | - | - | - | 38 |
| Lamb, Mark | 1985-86 | 1 | 0 | 0 | 0 | 0 | - | - | - | - | - | 16 |
| Landry, Eric | 1997-98 to 1998-99 | 15 | 1 | 1 | 2 | 4 | - | - | - | - | - | 11, 26 |

ALL-TIME ROSTER CONTINUED

| PLAYER | SEASONS | FLAMES CAREER SCORING | | | | | PLAYOFF CAREER SCORING | | | | | NO. |
|--------------------------------|--|-----------------------|-----|-----|-----|-----|------------------------|----|----|-----|-----|------------|
| | | GP | G | A | PTS | PIM | GP | G | A | PTS | PIM | |
| Langkow, Daymond | 2005-06 to 2010-11 | 392 | 123 | 165 | 288 | 159 | 26 | 6 | 12 | 18 | 12 | 22 |
| Lapointe, Claude | 1995-96 | 32 | 4 | 5 | 9 | 20 | 2 | 0 | 0 | 0 | 0 | 47 |
| Larose, Guy | 1993-94 | 7 | 0 | 1 | 1 | 4 | - | - | - | - | - | 42 |
| Laurence, Red | 1978-79 | 59 | 14 | 20 | 34 | 6 | - | - | - | - | - | 17 |
| LaVallee, Kevin | 1980-81 to 1982-83 | 212 | 66 | 65 | 131 | 63 | 19 | 3 | 6 | 9 | 15 | 15 |
| Lazar, Curtis | 2016-17 to 2017-18 | 69 | 3 | 12 | 15 | 23 | 1 | 0 | 0 | 0 | 0 | 20 |
| Lebeau, Patrick | 1992-93 | 1 | 0 | 0 | 0 | 0 | - | - | - | - | - | 38 |
| Leclerc, Mike | 2005-06 | 15 | 1 | 4 | 5 | 8 | 3 | 0 | 0 | 0 | 2 | 27 |
| Leeman, Gary | 1991-92 to 1992-93 | 59 | 11 | 12 | 23 | 37 | - | - | - | - | - | 11 |
| Leiter, Bobby | 1972-73 to 1974-75 | 234 | 64 | 81 | 145 | 41 | 4 | 0 | 0 | 0 | 2 | 16 |
| Lemelin, Rejean | 1978-79 to 1986-87 | 324 | 0 | 15 | 15 | 53 | 31 | 0 | 3 | 3 | 0 | 1, 31 |
| Lemieux, Jean | 1973-74 to 1975-76 | 140 | 10 | 38 | 48 | 35 | 4 | 1 | 1 | 2 | 0 | 20, 6 |
| Lemieux, Jocelyn | 1995-96 | 20 | 4 | 4 | 8 | 10 | 4 | 0 | 0 | 0 | 0 | 45 |
| Lemieux, Richard | 1975-76 | 1 | 0 | 1 | 1 | 0 | 2 | 0 | 0 | 0 | 0 | 20 |
| Leopold, Jordan | 2002-03 to 2005-06 & 2008-09 | 233 | 16 | 55 | 71 | 110 | 39 | 0 | 12 | 12 | 18 | 4, 6, 40 |
| Lessard, Rick | 1988-89 & 1990-91 | 7 | 0 | 2 | 2 | 2 | - | - | - | - | - | 3, 32 |
| Letang, Alan | 2001-02 | 2 | 0 | 0 | 0 | 0 | - | - | - | - | - | 2 |
| Letourneau-Leblond, Pierre-Luc | 2011-12 | 3 | 0 | 0 | 0 | 10 | - | - | - | - | - | 24 |
| Lever, Don | 1979-80 to 1981-82 | 113 | 48 | 58 | 106 | 66 | 20 | 5 | 8 | 13 | 20 | 12, 9 |
| Lindberg, Chris | 1991-92 to 1992-93 | 79 | 11 | 17 | 28 | 35 | 2 | 0 | 1 | 1 | 2 | 32, 11 |
| Lindsay, Bill | 1999-00 to 2000-01 | 132 | 9 | 21 | 30 | 183 | - | - | - | - | - | 22 |
| Lombardi, Matthew | 2003-04 to 2008-09 | 347 | 65 | 102 | 167 | 225 | 33 | 2 | 8 | 10 | 10 | 49, 18 |
| Lomborg, Ryan | 2017-18 | 7 | 0 | 1 | 1 | 15 | - | - | - | - | - | 56 |
| Loob, Hakan | 1983-84 to 1988-89 | 450 | 193 | 236 | 429 | 189 | 73 | 26 | 28 | 54 | 16 | 12 |
| Lowry, Dave | 2000-01 to 2003-04 | 193 | 31 | 38 | 69 | 131 | 10 | 0 | 0 | 0 | 6 | 10 |
| Loyns, Lynn | 2003-04 to 2005-06 | 13 | 0 | 2 | 2 | 2 | - | - | - | - | - | 20, 37 |
| Lundmark, Jamie | 2005-06 to 2006-07 2008-09 to 2009-10 | 99 | 16 | 23 | 39 | 72 | 6 | 0 | 1 | 1 | 7 | 24, 27, 45 |
| Lydman, Toni | 2000-01 to 2003-04 | 289 | 19 | 74 | 93 | 140 | 6 | 0 | 1 | 1 | 2 | 32 |
| Lysiak, Tom | 1973-74 to 1978-79 | 445 | 155 | 276 | 431 | 329 | 11 | 2 | 5 | 7 | 12 | 12 |
| MacDermid, Lane | 2013-14 | 7 | 0 | 2 | 2 | 12 | - | - | - | - | - | 28 |
| MacDonald, Craig | 2005-06 | 25 | 3 | 2 | 5 | 8 | 1 | 0 | 0 | 0 | 0 | 29 |
| MacDonald, Joey | 2012-13 to 2013-14 | 32 | 0 | 0 | 0 | 2 | - | - | - | - | - | 35 |
| MacInnis, Al | 1981-82 to 1993-94 | 803 | 213 | 609 | 822 | 944 | 95 | 25 | 77 | 102 | 153 | 11, 22, 2 |
| MacLellan, Brian | 1988-89 to 1990-91 | 134 | 35 | 35 | 70 | 95 | 28 | 3 | 4 | 7 | 27 | 27 |
| MacMillan, Bill | 1972-73 | 78 | 10 | 15 | 25 | 52 | - | - | - | - | - | 20 |
| MacMillan, Bob | 1977-78 to 1981-82 | 308 | 122 | 173 | 295 | 111 | 24 | 8 | 9 | 17 | 16 | 11 |
| Macoun, Jamie | 1982-83 to 1991-92 | 586 | 62 | 184 | 246 | 664 | 84 | 6 | 19 | 25 | 87 | 34 |
| Makarov, Sergei | 1989-90 to 1992-93 | 297 | 94 | 198 | 292 | 199 | 9 | 1 | 6 | 7 | 0 | 42 |
| Maki, Tomi | 2006-07 | 1 | 0 | 0 | 0 | 0 | - | - | - | - | - | 57 |
| Malgunas, Stewart | 1999-00 | 4 | 0 | 1 | 1 | 2 | - | - | - | - | - | 34 |
| Manery, Randy | 1972-73 to 1976-77 | 377 | 30 | 142 | 172 | 242 | 9 | 0 | 2 | 2 | 4 | 7 |
| Mangiapane, Andrew | 2017-18 | 10 | 0 | 0 | 0 | 2 | - | - | - | - | - | 88 |
| Marchment, Bryan | 2005-06 | 37 | 1 | 2 | 3 | 75 | - | - | - | - | - | 7 |
| Markwart, Nevin | 1991-92 | 10 | 2 | 1 | 3 | 25 | - | - | - | - | - | 23 |
| Marsh, Brad | 1978-79 to 1981-82 | 257 | 3 | 41 | 44 | 317 | 22 | 0 | 6 | 6 | 27 | 5, 22 |
| Martineau, Don | 1973-74 | 4 | 0 | 0 | 0 | 2 | - | - | - | - | - | 24 |
| Matteau, Stephane | 1990-91 to 1991-92 | 82 | 16 | 19 | 35 | 112 | 5 | 0 | 1 | 1 | 0 | 23 |
| May, Alan | 1994-95 | 7 | 1 | 2 | 3 | 13 | - | - | - | - | - | 41 |
| Mayers, Jamal | 2009-10 | 27 | 1 | 5 | 6 | 53 | - | - | - | - | - | 19 |
| McAdam, Gary | 1981-82 | 46 | 12 | 15 | 27 | 18 | 3 | 0 | 0 | 0 | 0 | 28 |
| McAmmond, Dean | 2001-02 to 2003-04 | 137 | 38 | 43 | 81 | 78 | - | - | - | - | - | 37 |
| McCarthy, Sandy | 1993-94 to 1997-98 | 276 | 30 | 25 | 55 | 730 | 17 | 0 | 1 | 1 | 61 | 15 |
| McCarty, Darren | 2005-06 to 2006-07 | 99 | 7 | 6 | 13 | 175 | 7 | 2 | 0 | 2 | 15 | 25 |
| McCreary, Keith | 1972-73 to 1974-75 | 231 | 49 | 50 | 99 | 91 | 4 | 0 | 0 | 0 | 0 | 9 |
| McCrimmon, Brad | 1987-88 to 1989-90 | 231 | 16 | 67 | 83 | 274 | 37 | 2 | 8 | 10 | 60 | 4 |
| McDonald, Lanny | 1981-82 to 1988-89 | 492 | 215 | 191 | 406 | 408 | 72 | 24 | 23 | 47 | 98 | 9 |
| McDonough, Al | 1973-74 | 35 | 10 | 9 | 19 | 15 | 4 | 0 | 0 | 0 | 2 | 14 |
| McElhinney, Curtis | 2007-08 to 2009-10 | 29 | 0 | 0 | 0 | 2 | 1 | 0 | 0 | 0 | 0 | 31, 1 |
| McGrattan, Brian | 2009-10, 2012-13 to 2014-15 | 137 | 8 | 7 | 15 | 239 | - | - | - | - | - | 10, 16 |

ALL-TIME ROSTER CONTINUED

| PLAYER | SEASONS | FLAMES CAREER SCORING | | | | | PLAYOFF CAREER SCORING | | | | | NO. |
|--------------------|--|-----------------------|-----|-----|-----|------|------------------------|----|----|-----|-----|------------|
| | | GP | G | A | PTS | PIM | GP | G | A | PTS | PIM | |
| McInnis, Marty | 1996-97 to 1998-99 | 91 | 23 | 30 | 53 | 42 | - | - | - | - | - | 18 |
| McKendry, Alex | 1980-81 | 36 | 3 | 6 | 9 | 19 | - | - | - | - | - | 26 |
| McLennan, Jamie | 2002-03 to 2003-04 & 2006-07 | 57 | 0 | 1 | 1 | 34 | 1 | 0 | 0 | 0 | 12 | 33, 29 |
| McTavish, Dale | 1996-97 | 9 | 1 | 2 | 3 | 2 | - | - | - | - | - | 41 |
| Meehan, Gerry | 1974-75 to 1975-76 | 62 | 11 | 30 | 41 | 8 | - | - | - | - | - | 10 |
| Mercredi, Vic | 1974-75 | 2 | 0 | 0 | 0 | 0 | - | - | - | - | - | 10 |
| Meredith, Greg | 1980-81 & 1982-83 | 36 | 6 | 4 | 10 | 8 | 5 | 3 | 1 | 4 | 4 | 29, 25 |
| Meyer, Stefan | 2010-11 | 16 | 0 | 2 | 2 | 17 | - | - | - | - | - | 44 |
| Mikkelson, Brendan | 2010-11 | 19 | 0 | 1 | 1 | 2 | - | - | - | - | - | 29 |
| Millen, Corey | 1995-96 to 1996-97 | 92 | 15 | 25 | 40 | 42 | - | - | - | - | - | 34 |
| Miller, Brad | 1993-94 | 8 | 0 | 1 | 1 | 14 | - | - | - | - | - | 55, 34 |
| Modin, Fredrik | 2010-11 | 4 | 0 | 0 | 0 | 0 | - | - | - | - | - | 19 |
| Mohns, Doug | 1973-74 | 28 | 0 | 3 | 3 | 10 | - | - | - | - | - | 2 |
| Mokosak, Carl | 1981-82 to 1982-83 | 42 | 7 | 7 | 14 | 87 | - | - | - | - | - | 19, 10 |
| Monahan, Sean | 2013-14 to 2017-18 | 393 | 138 | 143 | 281 | 82 | 15 | 7 | 4 | 11 | 2 | 23 |
| Montador, Steve | 2001-02 to 2005-06 | 94 | 4 | 5 | 9 | 201 | 20 | 1 | 2 | 3 | 6 | 58, 5 |
| Morgan, Jason | 2003-04 | 13 | 0 | 2 | 2 | 2 | - | - | - | - | - | 46 |
| Morris, Derek | 1997-98 to 2001-02 | 343 | 34 | 129 | 163 | 385 | - | - | - | - | - | 53 |
| Morrison, Brendan | 2010-11 to 2011-12 | 94 | 13 | 41 | 54 | 22 | - | - | - | - | - | 8 |
| Morrison, Lew | 1972-73 to 1973-74 | 130 | 7 | 13 | 20 | 19 | - | - | - | - | - | 8 |
| Morrow, Scott | 1994-95 | 4 | 0 | 0 | 0 | 0 | - | - | - | - | - | 27 |
| Moss, David | 2006-07 to 2011-12 | 317 | 61 | 63 | 124 | 94 | 17 | 4 | 2 | 6 | 4 | 58, 25 |
| Moss, Tyler | 1997-98 to 1998-99 | 17 | 0 | 1 | 1 | 0 | - | - | - | - | - | 30 |
| Mottau, Mike | 2002-03 | 4 | 0 | 0 | 0 | 0 | - | - | - | - | - | 36 |
| Mrozik, Rick | 2002-03 | 2 | 0 | 0 | 0 | 0 | - | - | - | - | - | 51 |
| Mulhern, Richard | 1975-76 to 1978-79 | 207 | 25 | 67 | 92 | 153 | 5 | 0 | 3 | 3 | 5 | 4 |
| Mullen, Joe | 1985-86 to 1989-90 | 345 | 190 | 198 | 388 | 95 | 61 | 35 | 20 | 55 | 18 | 7 |
| Murdoch, Bob | 1978-79 to 1981-82 | 262 | 16 | 63 | 79 | 202 | 25 | 2 | 5 | 7 | 42 | 20 |
| Murray, Bob | 1973-74 to 1974-75 | 104 | 3 | 6 | 9 | 56 | 4 | 1 | 0 | 1 | 2 | 23 |
| Murray, Marty | 1995-96 to 2000-01 | 26 | 3 | 3 | 6 | 6 | - | - | - | - | - | 45, 28, 20 |
| Murzyn, Dana | 1987-88 to 1990-91 | 201 | 16 | 39 | 55 | 404 | 32 | 4 | 5 | 9 | 35 | 5 |
| Musil, Frank | 1990-91 to 1994-95 | 335 | 18 | 45 | 63 | 505 | 25 | 1 | 3 | 4 | 21 | 3 |
| Muzzatti, Jason | 1992-93 to 1994-95 | 2 | 0 | 0 | 0 | 0 | - | - | - | - | - | 31, 36 |
| Myre, Phil | 1972-73 to 1977-78 | 211 | 0 | 5 | 5 | 23 | 5 | 0 | 0 | 0 | 0 | 1 |
| Nakladal, Jakub | 2015-16 | 27 | 2 | 3 | 5 | 6 | - | - | - | - | - | 33 |
| Nattress, Ric | 1987-88 to 1991-92 | 226 | 9 | 53 | 62 | 204 | 38 | 4 | 6 | 10 | 30 | 6 |
| Nazarov, Andrei | 1998-99 to 1999-00 | 112 | 15 | 31 | 46 | 108 | - | - | - | - | - | 62 |
| Negrin, John | 2008-09 | 3 | 0 | 1 | 1 | 2 | - | - | - | - | - | 61 |
| Nemisz, Greg | 2010-11 to 2011-12 | 15 | 0 | 1 | 1 | 0 | - | - | - | - | - | 48 |
| Nichol, Scott | 2001-02 to 2002-03 | 128 | 13 | 14 | 27 | 256 | - | - | - | - | - | 40 |
| Nieckar, Barry | 1994-95 | 3 | 0 | 0 | 0 | 12 | - | - | - | - | - | 28 |
| Niedermayer, Rob | 2001-02 to 2002-03 | 111 | 14 | 24 | 38 | 91 | - | - | - | - | - | 44 |
| Nieuwendyk, Joe | 1986-87 to 1994-95 | 577 | 314 | 302 | 616 | 330 | 66 | 32 | 28 | 60 | 36 | 18, 25 |
| Nieminen, Ville | 2003-04 | 19 | 3 | 5 | 8 | 18 | 24 | 4 | 4 | 8 | 55 | 24 |
| Nilson, Marcus | 2003-04 to 2007-08 | 194 | 19 | 23 | 42 | 77 | 34 | 4 | 7 | 11 | 14 | 26 |
| Nilsson, Kent | 1979-80 to 1984-85 | 425 | 229 | 333 | 562 | 90 | 33 | 4 | 24 | 28 | 8 | 14 |
| Nolan, Owen | 2007-08 | 77 | 16 | 16 | 32 | 71 | 7 | 3 | 2 | 5 | 2 | 11 |
| Norwood, Lee | 1993-94 | 16 | 0 | 1 | 1 | 16 | - | - | - | - | - | 6 |
| Nylander, Michael | 1993-94 to 1995-96 & 1997-98 to 1998-99 | 168 | 34 | 74 | 108 | 54 | 13 | 0 | 6 | 6 | 2 | 92, 26 |
| Nystrom, Eric | 2005-06 & 2007-08 to 2009-10 | 204 | 19 | 20 | 39 | 191 | 13 | 2 | 2 | 4 | 2 | 23 |
| O'Brien, Shane | 2013-14 | 45 | 0 | 3 | 3 | 58 | - | - | - | - | - | 55 |
| O'Flaherty, Gerry | 1978-79 | 1 | 1 | 0 | 1 | 2 | - | - | - | - | - | 18 |
| Oliwa, Krzysztof | 2003-04 | 65 | 3 | 2 | 5 | 247 | 20 | 2 | 0 | 2 | 6 | 33 |
| Olsen, Darryl | 1991-92 | 1 | 0 | 0 | 0 | 0 | - | - | - | - | - | 32 |
| Ortio, Joni | 2013-14 to 2015-16 | 22 | 0 | 2 | 2 | 2 | - | - | - | - | - | 37 |
| Osiecki, Mark | 1991-92 | 50 | 2 | 7 | 9 | 24 | - | - | - | - | - | 55 |
| O'Sullivan, Chris | 1996-97 to 1998-99 | 49 | 2 | 11 | 13 | 14 | - | - | - | - | - | 19 |
| Otto, Joel | 1984-85 to 1994-95 | 730 | 167 | 261 | 428 | 1642 | 87 | 23 | 38 | 61 | 188 | 29 |
| Pankewicz, Greg | 1998-99 | 17 | 0 | 3 | 3 | 20 | - | - | - | - | - | 33 |
| Paradise, Bob | 1972-73 to 1973-74 | 89 | 1 | 8 | 9 | 116 | - | - | - | - | - | 6 |

ALL-TIME ROSTER CONTINUED

| PLAYER | SEASONS | FLAMES CAREER SCORING | | | | | PLAYOFF CAREER SCORING | | | | | NO. |
|---------------------|--|-----------------------|-----|-----|-----|------|------------------------|----|----|-----|-----|---------------------|
| | | GP | G | A | PTS | PIM | GP | G | A | PTS | PIM | |
| Pardy, Adam | 2008-09 to 2010-11 | 147 | 4 | 22 | 26 | 141 | 6 | 0 | 2 | 2 | 5 | 55, 7 |
| Paslawski, Greg | 1992-93 to 1993-94 | 28 | 6 | 5 | 11 | 2 | 6 | 3 | 0 | 3 | 0 | 23 |
| Patrick, James | 1993-94 to 1997-98 | 217 | 14 | 56 | 70 | 82 | 16 | 0 | 2 | 2 | 8 | 6, 5, 3 |
| Patterson, Colin | 1983-84 to 1990-91 | 416 | 88 | 99 | 187 | 187 | 72 | 11 | 16 | 27 | 55 | 11 |
| Pelech, Matt | 2008-09 | 5 | 0 | 3 | 3 | 9 | - | - | - | - | - | 56 |
| Peluso, Mike | 1997-98 | 23 | 0 | 0 | 0 | 113 | - | - | - | - | - | 8 |
| Peplinski, Jim | 1980-81 to 1989-90 & 1994-95 | 711 | 161 | 263 | 424 | 1467 | 99 | 15 | 31 | 46 | 382 | 24 |
| Peters, Warren | 2008-09 | 16 | 1 | 0 | 1 | 12 | 4 | 0 | 0 | 0 | 0 | 63 |
| Petit, Michel | 1991-92 to 1993-94 | 134 | 8 | 40 | 48 | 243 | - | - | - | - | - | 7 |
| Petrovicky, Ronald | 2000-01 to 2001-02 | 107 | 9 | 12 | 21 | 139 | - | - | - | - | - | 36 |
| Phaneuf, Dion | 2005-06 to 2009-10 | 378 | 75 | 153 | 228 | 522 | 25 | 5 | 7 | 12 | 22 | 3 |
| Phillipoff, Harold | 1977-78 to 1978-79 | 118 | 26 | 53 | 79 | 241 | 2 | 0 | 1 | 1 | 2 | 24 |
| Picard, Noel | 1972-73 | 57 | 1 | 10 | 11 | 53 | - | - | - | - | - | 22 |
| Piskula, Joe | 2011-12 | 5 | 0 | 0 | 0 | 2 | - | - | - | - | - | 43 |
| Plager, Bill | 1972-73 | 76 | 2 | 11 | 13 | 92 | - | - | - | - | - | 2 |
| Plett, Willi | 1975-76 to 1981-82 | 452 | 150 | 149 | 299 | 1267 | 27 | 12 | 6 | 18 | 191 | 22, 25 |
| Poirier, Emile | 2014-15 to 2015-16 | 8 | 0 | 1 | 1 | 2 | - | - | - | - | - | 57, 28 |
| Potter, Corey | 2014-15 | 6 | 0 | 0 | 0 | 0 | 2 | 0 | 0 | 0 | 0 | 28 |
| Priakin, Sergei | 1988-89 to 1990-91 | 46 | 3 | 8 | 11 | 2 | 3 | 0 | 0 | 0 | 0 | 16 |
| Price, Noel | 1972-73 to 1974-75 | 199 | 5 | 40 | 45 | 160 | 4 | 0 | 0 | 0 | 6 | 4 |
| Primeau, Wayne | 2006-07 to 2008-09 | 94 | 6 | 15 | 21 | 76 | 13 | 1 | 2 | 3 | 18 | 19 |
| Pronovost, Jean | 1978-79 to 1979-80 | 155 | 52 | 58 | 110 | 42 | 6 | 2 | 0 | 2 | 4 | 9 |
| Prust, Brandon | 2006-07 & 2008-09 to 2009-10 | 78 | 2 | 5 | 7 | 202 | - | - | - | - | - | 33 |
| Quinn, Dan | 1983-84 to 1986-87 | 222 | 72 | 119 | 191 | 100 | 29 | 11 | 12 | 23 | 14 | 10 |
| Quinn, Pat | 1972-73 to 1976-77 | 374 | 12 | 87 | 99 | 555 | 7 | 0 | 1 | 1 | 8 | 3 |
| Racine, Yves | 1996-97 | 46 | 1 | 15 | 16 | 24 | - | - | - | - | - | 36 |
| Ramage, John | 2014-15 | 1 | 0 | 0 | 0 | 0 | - | - | - | - | - | 49 |
| Ramage, Rob | 1987-88 to 1988-89 | 80 | 4 | 19 | 23 | 193 | 29 | 2 | 14 | 16 | 47 | 55 |
| Ramholt, Tim | 2007-08 | 1 | 0 | 0 | 0 | 0 | - | - | - | - | - | 47 |
| Ramo, Karri | 2013-14 to 2015-16 | 111 | 0 | 2 | 2 | 10 | 7 | 0 | 0 | 0 | 0 | 31 |
| Ranheim, Paul | 1988-89 to 1993-94 | 354 | 94 | 100 | 194 | 105 | 19 | 3 | 6 | 9 | 2 | 26, 28 |
| Rautakallio, Pekka | 1979-80 to 1981-82 | 235 | 33 | 121 | 154 | 122 | 23 | 2 | 5 | 7 | 8 | 4 |
| Raymond, Mason | 2014-15 to 2015-16 | 86 | 16 | 12 | 28 | 16 | 8 | 0 | 2 | 2 | 0 | 21 |
| Redmond, Dick | 1977-78 | 42 | 7 | 11 | 18 | 16 | 2 | 1 | 0 | 1 | 0 | 5 |
| Reese, Jeff | 1991-92 to 1993-94 | 39 | 0 | 5 | 5 | 16 | 4 | 0 | 0 | 0 | 0 | 35 |
| Regehr, Richie | 2006-07 | 20 | 1 | 3 | 4 | 6 | - | - | - | - | - | 49 |
| Regehr, Robyn | 1999-00 to 2010-11 | 827 | 29 | 134 | 163 | 802 | 41 | 3 | 12 | 15 | 28 | 28 |
| Reichel, Robert | 1990-91 to 1996-97 | 425 | 153 | 201 | 354 | 217 | 26 | 5 | 14 | 19 | 6 | 26 |
| Reierson, Dave | 1988-89 | 2 | 0 | 0 | 0 | 2 | - | - | - | - | - | 8 |
| Reinhart, Max | 2012-13 to 2014-15 | 23 | 1 | 4 | 5 | 6 | - | - | - | - | - | 59 |
| Reinhart, Paul | 1979-80 to 1987-88 | 517 | 109 | 335 | 444 | 203 | 76 | 21 | 51 | 72 | 38 | 23 |
| Reinprecht, Steve | 2003-04 to 2005-06 | 96 | 17 | 41 | 58 | 28 | - | - | - | - | - | 27 |
| Ribble, Pat | 1976-77 to 1978-79 & 1981-82 to 1982-83 | 203 | 12 | 31 | 43 | 188 | 4 | 0 | 1 | 1 | 8 | 23, 3, 22, 8, 28 |
| Richard, Jacques | 1972-73 to 1974-75 | 215 | 57 | 46 | 103 | 108 | 4 | 0 | 0 | 0 | 2 | 15 |
| Riggin, Pat | 1979-80 to 1981-82 | 119 | 0 | 6 | 6 | 11 | 14 | 0 | 0 | 0 | 0 | 31, 1 |
| Rioux, Pierre | 1982-83 | 14 | 1 | 2 | 3 | 4 | - | - | - | - | - | 32 |
| Risebrough, Doug | 1982-83 to 1986-87 | 247 | 68 | 101 | 169 | 583 | 50 | 10 | 17 | 27 | 95 | 8 |
| Ritchie, Byron | 2005-06 to 2006-07 | 109 | 12 | 8 | 20 | 137 | 8 | 0 | 0 | 0 | 10 | 15 |
| Rittich, David | 2016-17 to 2017-18 | 22 | 0 | 0 | 0 | 14 | - | - | - | - | - | 40, 33 |
| Roberts, Gary | 1986-87 to 1995-96 | 585 | 257 | 248 | 505 | 1736 | 58 | 13 | 30 | 43 | 216 | 32, 10 |
| Roche, Dave | 1998-99 to 1999-00 | 38 | 3 | 3 | 6 | 49 | - | - | - | - | - | 25 |
| Rochefort, Leon | 1972-73 to 1973-74 | 110 | 19 | 30 | 49 | 23 | - | - | - | - | - | 11 |
| Roloson, Dwayne | 1996-97 to 1997-98 | 70 | 0 | 4 | 4 | 12 | - | - | - | - | - | 30 |
| Romanchych, Larry | 1972-73 to 1976-77 | 288 | 68 | 95 | 163 | 100 | 7 | 2 | 2 | 4 | 4 | 21, 9 |
| Rota, Darcy | 1978-79 to 1979-80 | 57 | 19 | 13 | 32 | 70 | 2 | 0 | 1 | 1 | 26 | 18 |
| Roy, Andre | 2008-09 | 44 | 3 | 0 | 3 | 83 | 2 | 0 | 0 | 0 | 0 | 27 |
| Russell, Kris | 2013-14 to 2015-16 | 198 | 15 | 63 | 78 | 40 | 11 | 2 | 5 | 7 | 7 | 4 |
| Russell, Phil | 1978-79 to 1982-83 | 322 | 29 | 103 | 132 | 469 | 34 | 3 | 13 | 16 | 70 | 2, 3, 5 |
| St. Sauveur, Claude | 1975-76 | 79 | 24 | 24 | 48 | 23 | 2 | 0 | 0 | 0 | 0 | 11 |

ALL-TIME ROSTER CONTINUED

| PLAYER | SEASONS | FLAMES CAREER SCORING | | | | | PLAYOFF CAREER SCORING | | | | | NO. |
|--------------------|---------------------------------|-----------------------|-----|-----|-----|------|------------------------|---|----|-----|-----|----------|
| | | GP | G | A | PTS | PIM | GP | G | A | PTS | PIM | |
| Sabourin, Dany | 2003-04 | 4 | 0 | 1 | 1 | 0 | - | - | - | - | - | 50 |
| Sabourin, Ken | 1988-89 to 1990-91 | 27 | 1 | 4 | 5 | 72 | 1 | 0 | 0 | 0 | 0 | 23, 55 |
| Saprykin, Oleg | 1999-00 to 2003-04 | 187 | 29 | 47 | 76 | 132 | 26 | 3 | 3 | 6 | 14 | 19 |
| Sarault, Yves | 1995-96 | 11 | 2 | 1 | 3 | 4 | - | - | - | - | - | 36 |
| Sarich, Cory | 2007-08 to 2012-13 | 379 | 10 | 49 | 59 | 462 | 12 | 0 | 2 | 2 | 8 | 6 |
| Sauve, Philippe | 2005-06 | 8 | 0 | 0 | 0 | 21 | - | - | - | - | - | 30 |
| Savard, Marc | 1999-00 to 2001-02 | 221 | 60 | 94 | 154 | 158 | - | - | - | - | - | 27 |
| Schlegel, Brad | 1993-94 | 26 | 1 | 6 | 7 | 4 | - | - | - | - | - | 21 |
| Schlemko, David | 2014-15 | 19 | 0 | 0 | 0 | 8 | 11 | 0 | 1 | 1 | 2 | 3 |
| Schulte, Paxton | 1996-97 | 1 | 0 | 0 | 0 | 2 | - | - | - | - | - | 35 |
| Scoville, Darrel | 1999-00 | 6 | 0 | 0 | 0 | 2 | - | - | - | - | - | 2, 4, 45 |
| Seiling, Rod | 1978-79 | 36 | 0 | 4 | 4 | 12 | 2 | 0 | 0 | 0 | 0 | 15 |
| Setoguchi, Devin | 2014-15 | 19 | 3 | 7 | 10 | 4 | - | - | - | - | - | 22 |
| Shand, Dave | 1976-77 to 1979-80 | 288 | 14 | 63 | 77 | 324 | 11 | 0 | 1 | 1 | 57 | 8 |
| Shannon, Darryl | 1999-00 | 27 | 1 | 8 | 9 | 22 | - | - | - | - | - | 2 |
| Shantz, Jeff | 1998-99 to 2001-02 | 256 | 33 | 53 | 86 | 151 | - | - | - | - | - | 11 |
| Sharples, Scott | 1991-92 | 1 | 0 | 0 | 0 | 0 | - | - | - | - | - | 1 |
| Sheehy, Neil | 1983-84 to 1987-88 & 1991-92 | 222 | 13 | 34 | 47 | 725 | 32 | 0 | 2 | 2 | 104 | 5, 15 |
| Shinkaruk, Hunter | 2015-16 to 2016-17 | 14 | 2 | 2 | 4 | 4 | - | - | - | - | - | 49 |
| Shore, Drew | 2014-15 to 2015-16 | 13 | 1 | 3 | 4 | 2 | 1 | 0 | 0 | 0 | 2 | 22 |
| Shore, Nick | 2017-18 | 9 | 1 | 2 | 3 | 4 | - | - | - | - | - | 25 |
| Sieloff, Patrick | 2015-16 | 1 | 1 | 0 | 1 | 2 | - | - | - | - | - | 50 |
| Simard, Martin | 1990-91 to 1991-92 | 37 | 1 | 5 | 6 | 172 | - | - | - | - | - | 38, 13 |
| Simon, Chris | 2003-04 to 2005-06 | 85 | 11 | 16 | 27 | 119 | 22 | 5 | 3 | 8 | 81 | 15, 17 |
| Simpson, Bobby | 1976-77 to 1980-81 | 127 | 23 | 18 | 41 | 94 | 4 | 0 | 1 | 1 | 2 | 11, 22 |
| Simpson, Todd | 1995-96 to 1998-99 | 214 | 4 | 26 | 30 | 500 | - | - | - | - | - | 40, 27 |
| Sjostrom, Fredrik | 2009-10 | 46 | 1 | 5 | 6 | 8 | - | - | - | - | - | 11 |
| Skalde, Jarrod | 1995-96 | 1 | 0 | 0 | 0 | 0 | - | - | - | - | - | 38 |
| Skrudland, Brian | 1992-93 | 16 | 2 | 4 | 6 | 10 | 6 | 0 | 3 | 3 | 12 | 39 |
| Sloan, Blake | 2001-02 to 2002-03 | 74 | 2 | 10 | 12 | 32 | - | - | - | - | - | 24 |
| Smid, Ladislav | 2013-14 to 2015-16 | 109 | 1 | 6 | 7 | 81 | - | - | - | - | - | 3, 15 |
| Smith, Brad | 1979-80 to 1980-81 | 49 | 7 | 4 | 11 | 69 | - | - | - | - | - | 24, 18 |
| Smith, Derek | 2011-12 to 2013-14 | 83 | 2 | 11 | 13 | 24 | - | - | - | - | - | 27 |
| Smith, Mark | 2007-08 | 54 | 1 | 3 | 4 | 59 | - | - | - | - | - | 16 |
| Smith, Mike | 2017-18 | 55 | 0 | 2 | 2 | 8 | - | - | - | - | - | 41 |
| Smith, Steve | 1998-99 to 2000-01 | 102 | 1 | 20 | 21 | 139 | - | - | - | - | - | 55 |
| Smyth, Greg | 1991-92 to 1992-93 | 42 | 2 | 3 | 5 | 110 | - | - | - | - | - | 6 |
| Sonnenberg, Martin | 2003-04 | 5 | 0 | 0 | 0 | 2 | - | - | - | - | - | 25 |
| Sorochnan, Lee | 1998-99 to 1999-00 | 3 | 0 | 0 | 0 | 0 | - | - | - | - | - | 33, 32 |
| Staios, Steve | 2009-10 to 2010-11 | 57 | 4 | 9 | 13 | 40 | - | - | - | - | - | 27 |
| Stajan, Matt | 2009-10 to 2017-18 | 558 | 59 | 131 | 190 | 279 | 14 | 1 | 3 | 4 | 21 | 18 |
| Stefaniw, Morris | 1972-73 | 13 | 1 | 1 | 2 | 2 | - | - | - | - | - | 19 |
| Stempniak, Lee | 2011-12 to 2013-14 | 160 | 31 | 52 | 83 | 56 | - | - | - | - | - | 22 |
| Stern, Ron | 1990-91 to 1997-98 | 396 | 59 | 66 | 125 | 1288 | 31 | 6 | 6 | 12 | 85 | 22 |
| Stewart, Chris | 2017-18 | 7 | 1 | 2 | 3 | 0 | - | - | - | - | - | 8 |
| Stewart, John | 1972-73 to 1973-74 | 142 | 35 | 32 | 67 | 71 | 4 | 0 | 0 | 0 | 10 | 17 |
| Stiles, Tony | 1983-84 | 30 | 2 | 7 | 9 | 20 | - | - | - | - | - | 21 |
| Stillman, Cory | 1994-95 to 2000-01 | 393 | 109 | 126 | 235 | 192 | 2 | 1 | 1 | 2 | 0 | 20, 16 |
| St. Louis, Martin | 1998-99 to 1999-00 | 69 | 4 | 16 | 20 | 32 | - | - | - | - | - | 46, 15 |
| Stone, Michael | 2016-17 to 2017-18 | 101 | 5 | 11 | 16 | 48 | 4 | 1 | 0 | 1 | 0 | 26 |
| Street, Ben | 2012-13 to 2013-14 | 19 | 0 | 2 | 2 | 4 | - | - | - | - | - | 38 |
| Struch, David | 1993-94 | 4 | 0 | 0 | 0 | 4 | - | - | - | - | - | 33 |
| Stuart, Brad | 2006-07 | 27 | 0 | 5 | 5 | 18 | 6 | 0 | 1 | 1 | 6 | 6 |
| Sullivan, Mike | 1993-94 to 1996-97 | 205 | 20 | 28 | 48 | 54 | 18 | 4 | 6 | 10 | 10 | 32 |
| Sundblad, Niklas | 1995-96 | 2 | 0 | 0 | 0 | 0 | - | - | - | - | - | 35 |
| Suter, Gary | 1985-86 to 1993-94 | 617 | 128 | 437 | 565 | 872 | 49 | 6 | 33 | 39 | 66 | 20 |
| Sutter, Brett | 2008-09 to 2010-11 | 18 | 1 | 1 | 2 | 12 | - | - | - | - | - | 42 |
| Sutter, Ron | 2000-01 | 21 | 1 | 3 | 4 | 12 | - | - | - | - | - | 20 |
| Sweeney, Bob | 1995-96 | 6 | 1 | 1 | 2 | 6 | 2 | 0 | 0 | 0 | 0 | 17 |
| Sweeney, Tim | 1990-91 to 1991-92 | 53 | 8 | 11 | 19 | 12 | - | - | - | - | - | 7 |

ALL-TIME ROSTER CONTINUED

| PLAYER | SEASONS | FLAMES CAREER SCORING | | | | | PLAYOFF CAREER SCORING | | | | | NO. |
|----------------------|--|-----------------------|-----|-----|-----|-----|------------------------|---|----|-----|-----|------------|
| | | GP | G | A | PTS | PIM | GP | G | A | PTS | PIM | |
| Tabaracci, Rick | 1994-95 to 1996-97 & 1997-98 | 97 | 0 | 4 | 4 | 22 | 4 | 0 | 0 | 0 | 0 | 31 |
| Talafous, Dean | 1974-75 | 18 | 1 | 4 | 5 | 13 | - | - | - | - | - | 24 |
| Tambellini, Steve | 1983-84 to 1984-85 | 120 | 34 | 20 | 54 | 20 | 2 | 0 | 1 | 1 | 0 | 15 |
| Tanguay, Alex | 2006-07 to 2007-08 & 2010-11 to 2012-13 | 342 | 86 | 198 | 284 | 166 | 13 | 1 | 7 | 8 | 12 | 60, 40 |
| Taylor, Danny | 2012-13 | 2 | 0 | 0 | 0 | 0 | - | - | - | - | - | 41 |
| Thompson, Rocky | 1997-98 to 1998-99 | 15 | 0 | 0 | 0 | 86 | - | - | - | - | - | 55, 22 |
| Titov, German | 1993-94 to 1997-98 | 345 | 107 | 121 | 228 | 142 | 18 | 7 | 6 | 13 | 14 | 13 |
| Tkachuk, Matthew | 2016-17 to 2017-18 | 144 | 37 | 60 | 97 | 166 | 4 | 0 | 0 | 0 | 4 | 19 |
| Tkaczuk, Daniel | 2000-01 | 19 | 4 | 7 | 11 | 14 | - | - | - | - | - | 18 |
| Tonelli, John | 1985-86 to 1987-88 | 161 | 40 | 76 | 116 | 164 | 31 | 9 | 14 | 23 | 61 | 27 |
| Torgaev, Pavel | 1995-96 & 1999-00 | 50 | 6 | 12 | 18 | 18 | 1 | 0 | 0 | 0 | 0 | 35, 18, 50 |
| Toskala, Vesa | 2009-10 | 6 | 0 | 0 | 0 | 0 | - | - | - | - | - | 35 |
| Trefilov, Andrei | 1992-93 to 1994-95 & 1998-99 | 23 | 0 | 0 | 0 | 6 | - | - | - | - | - | 1, 35 |
| Turek, Roman | 2001-02 to 2003-04 | 152 | 0 | 10 | 10 | 18 | 1 | 0 | 0 | 0 | 0 | 1 |
| Turnbull, Randy | 1981-82 | 1 | 0 | 0 | 0 | 2 | - | - | - | - | - | 22 |
| Unger, Garry | 1979-80 | 79 | 17 | 16 | 33 | 39 | 4 | 0 | 3 | 3 | 2 | 17, 7 |
| Vail, Eric | 1973-74 to 1981-82 | 539 | 206 | 246 | 452 | 246 | 20 | 5 | 6 | 11 | 6 | 22, 25, 27 |
| Van Brabant, Bryce | 2013-14 | 6 | 0 | 0 | 0 | 2 | - | - | - | - | - | 48 |
| Van der Gulik, David | 2008-09 | 6 | 0 | 2 | 2 | 0 | - | - | - | - | - | 59 |
| Vandermeer, James | 2007-08 to 2008-09 | 67 | 1 | 8 | 9 | 149 | 13 | 0 | 1 | 1 | 8 | 4 |
| Varlamov, Sergei | 1997-98 & 1999-00 | 8 | 3 | 0 | 3 | 0 | - | - | - | - | - | 24, 37 |
| Vernon, Michael | 1982-83 to 83-84, 85-86 to 93-94 & 2000-01 to 01-02 | 526 | 0 | 34 | 34 | 192 | 81 | 0 | 3 | 3 | 18 | 30, 29 |
| Versteeg, Kris | 2016-17 to 2017-18 | 93 | 18 | 27 | 45 | 52 | 4 | 1 | 3 | 4 | 4 | 10 |
| Vey, Linden | 2016-17 | 4 | 0 | 0 | 0 | 0 | - | - | - | - | - | 16 |
| Viitakoski, Vesa | 1993-94 to 1995-96 | 23 | 2 | 4 | 6 | 8 | - | - | - | - | - | 32, 19 |
| Volcan, Mickey | 1983-84 | 19 | 1 | 4 | 5 | 18 | - | - | - | - | - | 5 |
| Walker, Howard | 1982-83 | 3 | 0 | 0 | 0 | 7 | - | - | - | - | - | 12 |
| Walz, Wes | 1993-94 to 1994-95 | 92 | 17 | 39 | 56 | 27 | 7 | 3 | 0 | 3 | 2 | 17 |
| Wamsley, Rick | 1987-88 to 1991-92 | 111 | 0 | 2 | 2 | 12 | 4 | 0 | 0 | 0 | 0 | 31 |
| Wappel, Gord | 1979-80 to 1981-82 | 20 | 1 | 1 | 2 | 10 | 2 | 0 | 0 | 0 | 4 | 24, 2, 21 |
| Ward, Ed | 1994-95 to 1998-99 | 215 | 16 | 24 | 40 | 284 | - | - | - | - | - | 42 |
| Warrener, Rhett | 2003-04 to 2008-09 | 231 | 11 | 26 | 37 | 239 | 37 | 0 | 1 | 1 | 30 | 44 |
| Werenka, Brad | 1999-00 to 2000-01 | 45 | 2 | 5 | 7 | 37 | - | - | - | - | - | 33, 2 |
| Westgarth, Kevin | 2013-14 | 48 | 4 | 3 | 7 | 68 | - | - | - | - | - | 15 |
| White, Ian | 2009-10 to 2010-11 | 43 | 6 | 12 | 18 | 18 | - | - | - | - | - | 3 |
| Whitmore, Kay | 2001-02 | 1 | 0 | 0 | 0 | 0 | - | - | - | - | - | 35 |
| Wideman, Dennis | 2012-13 to 2016-17 | 280 | 32 | 104 | 136 | 126 | 11 | 0 | 7 | 7 | 12 | 26, 6 |
| Wiemer, Jason | 1997-98 to 2000-01 & 2005-06 | 252 | 34 | 32 | 66 | 567 | - | - | - | - | - | 24 |
| Wilm, Clarke | 1998-99 to 2001-02 | 303 | 31 | 42 | 73 | 250 | - | - | - | - | - | 23 |
| Wilson, Bert | 1980-81 | 50 | 5 | 7 | 12 | 94 | 1 | 0 | 0 | 0 | 0 | 8 |
| Wilson, Carey | 1983-84 to 1987-88 & 1990-91 to 1992-93 | 355 | 102 | 161 | 263 | 160 | 32 | 6 | 6 | 12 | 10 | 33 |
| Wilson, Clay | 2011-12 | 5 | 0 | 0 | 0 | 4 | - | - | - | - | - | 21 |
| Wilson, Rik | 1985-86 | 2 | 0 | 0 | 0 | 0 | - | - | - | - | - | 32 |
| Wolf, David | 2014-15 | 3 | 0 | 0 | 0 | 2 | 1 | 0 | 0 | 0 | 0 | 45 |
| Wortman, Kevin | 1993-94 | 5 | 0 | 0 | 0 | 2 | - | - | - | - | - | 34 |
| Wotherspoon, Tyler | 2013-14 to 2016-17 | 30 | 0 | 5 | 5 | 4 | 6 | 0 | 0 | 0 | 0 | 56, 26 |
| Wregget, Ken | 1998-99 | 27 | 0 | 1 | 1 | 8 | - | - | - | - | - | 31 |
| Wright, Jamie | 2001-02 to 2002-03 | 63 | 6 | 14 | 20 | 32 | - | - | - | - | - | 18 |
| Yawney, Trent | 1991-92 to 1995-96 | 274 | 11 | 45 | 56 | 368 | 19 | 3 | 2 | 5 | 26 | 18, 8 |
| Yelle, Stephane | 2002-03 to 2007-08 | 339 | 31 | 65 | 96 | 174 | 43 | 6 | 3 | 9 | 32 | 11, 7 |
| Young, C.J. | 1992-93 | 28 | 3 | 2 | 5 | 20 | - | - | - | - | - | 23 |
| Zaharko, Miles | 1977-78 | 71 | 1 | 19 | 20 | 26 | 1 | 0 | 0 | 0 | 0 | 23 |
| Zalapski, Zarley | 1993-94 to 1997-98 | 178 | 21 | 55 | 76 | 220 | 18 | 0 | 8 | 8 | 16 | 33 |
| Zemlak, Richard | 1991-92 | 5 | 0 | 1 | 1 | 42 | - | - | - | - | - | 21 |
| Zyuzin, Andrei | 2006-07 | 49 | 1 | 5 | 6 | 30 | 5 | 1 | 0 | 1 | 2 | 7 |

ALL-TIME SWEATER ROSTER

| | | | | | | |
|--------------------|--|--|------------------|--|---------------------|---------------------------------|
| 1 | | | Belak, Wade | 2000-01 | Kobasew, Chuck | 2002-03 to 2003-04 |
| Myre, Phil | 1972-73 to 1977-78 | | Eakins, Dallas | 2000-01 to 2001-02 | Marchment, Bryan | 2005-06 |
| Lemelin, Rejean | 1978-79 & 1986-87 | | Leopold, Jordan | 2002-03 to 2003-04 | Zyuzin, Andrei | 2006-07 |
| Craig, Jim | 1979-80 | | Hamrlik, Roman | 2005-06 to 2006-07 | Yelle, Stephane | 2007-08 |
| Riggin, Pat | 1979-80 to 1981-82 | | Vandermeer, Jim | 2007-08 to 2008-09 | Bertuzzi, Todd | 2008-09 |
| Edwards, Don | 1982-83 to 1984-85 | | Bouwmeester, Jay | 2009-10 to 2012-13 | Pardy, Adam | 2009-10 to 2010-11 |
| D'Amour, Marc | 1985-86 | | Russell, Kris | 2013-14 to 2015-16 | Brodie, T.J. | 2011-12 to 2017-18 |
| Guenette, Steve | 1989-90 to 1990-91 | | 5 | | | |
| Sharples, Scott | 1991-92 | | Harris, Ron | 1972-73 | Morrison, Lew | 1972-73 to 1973-74 |
| Trefilov, Andrei | 1992-93 to 1994-95 | | Bennett, Curt | 1972-73 to 1977-78 & 1979-80 | Harvey, Buster | 1974-75 to 1975-76 |
| Moss, Tyler | 1997-98 | | Redmond, Dick | 1977-78 | Kryskow, Dave | 1975-76 |
| Garner, Tyrone | 1998-99 | | Marsh, Brad | 1978-79 to 1981-82 | Shand, Dave | 1976-77 to 1979-80 |
| Turek, Roman | 2001-02 to 2003-04 | | Russell, Phil | 1978-79 to 1982-83 | Wilson, Bert | 1980-81 |
| McElhinney, Curtis | 2008-09 to 2009-10 | | Volcan, Mickey | 1983-84 | Eloranta, Kari | 1981-82 to 1982-83 |
| Hiller, Jonas | 2014-15 to 2015-16 | | Sheehy, Neil | 1983-84 to 1987-88 | Risebrough, Doug | 1982-83 to 1986-87 |
| Elliott, Brian | 2016-17 | | Murzyn, Dana | 1987-88 to 1990-91 | Reierson, Dave | 1988-89 |
| 2 | | | Guy, Kevan | 1990-91 to 1991-92 | Yawney, Trent | 1995-96 |
| Bennett, Curt | 1972-73 to 1977-78 & 1979-80 | | Dahlquist, Chris | 1992-93 to 1993-94 | Helenius, Sami | 1996-97 |
| Plager, Bill | 1972-73 | | Patrick, James | 1994-95 | Peluso, Mike | 1997-98 |
| Mohns, Doug | 1973-74 | | Bouchard, Joel | 1995-96 | Bure, Valeri | 1997-98 to 2000-01 |
| Gibbs, Barry | 1974-75 to 1977-78 | | Albelin, Tommy | 1995-96 to 2000-01 | Buzek, Petr | 2001-02 to 2002-03 |
| Fox, Greg | 1977-78 to 1978-79 | | Montador, Steve | 2002-03 to 2005-06 | Ference, Brad | 2006-07 |
| Russell, Phil | 1978-79 to 1982-83 | | Giordano, Mark | 2005-06 to 2006-07 & 2008-09 to 2017-18 | Eriksson, Anders | 2007-08 to 2008-09 |
| Wappel, Gord | 1979-80 to 1981-82 | | 6 | | | |
| Bourgeois, Charles | 1981-82 | | Paradise, Bob | 1972-73 to 1973-74 | Kronwall, Staffan | 2009-10 |
| MacInnis, Al | 1983-84 to 1993-94 | | Lemieux, Jean | 1973-74 to 1975-76 | Morrison, Brendan | 2010-11 to 2011-12 |
| Allison, Jamie | 1996-97 to 1997-98 | | Houston, Ken | 1975-76 to 1981-82 | Kolanos, Krys | 2011-12 |
| Scoville, Darrel | 1999-00 | | Dunn, Richie | 1982-83 | Colborne, Joe | 2013-14 to 2015-16 |
| Shannon, Darryl | 1999-00 | | Hanson, Keith | 1983-84 | Grossmann, Nicklas | 2016-17 |
| Werenka, Brad | 2000-01 | | Cavallini, Gino | 1984-85 to 1985-86 | Stewart, Chris | 2017-18 |
| Letang, Alan | 2001-02 | | Johnson, Terry | 1985-86 | 9 | |
| Commodore, Mike | 2002-03 to 2003-04 | | Engblom, Brian | 1986-87 | McCreary, Keith | 1972-73 to 1974-75 |
| 3 | | | Nattress, Ric | 1987-88 to 1991-92 | Romanchych, Larry | 1972-73 to 1976-77 |
| Quinn, Pat | 1972-73 to 1976-77 | | Smyth, Greg | 1991-92 to 1992-93 | Flett, Bill | 1975-76 to 1976-77 |
| Ribble, Pat | 1976-77 to 1978-79 & 1981-82 to 1982-83 | | Norwood, Lee | 1993-94 | Pronovost, Jean | 1978-79 to 1979-80 |
| Russell, Phil | 1978-79 to 1982-83 | | Wortman, Kevin | 1993-94 | Lever, Don | 1979-80 to 1981-82 |
| Curtale, Tony | 1980-81 | | Patrick, James | 1993-94 | Cyr, Denis | 1980-81 to 1982-83 |
| Konroyd, Steve | 1980-81 to 1985-86 | | Bouchard, Joel | 1996-97 to 1997-98 | McDonald, Lanny | 1981-82 to 1988-89 |
| Guy, Kevan | 1986-87 to 1987-88 | | Housley, Phil | 1994-95 to 1995-96 & 1998-99 to 2000-01 | 10 | |
| Lessard, Rick | 1988-89 & 1990-91 | | Boughner, Bob | 2001-02 to 2002-03 | Gratton, Norm | 1972-73 |
| Musil, Frank | 1990-91 to 1994-95 | | Leopold, Jordan | 2005-06 | Deadmarsh, Butch | 1972-73 to 1973-74 |
| Patrick, James | 1995-96 to 1997-98 | | Stuart, Brad | 2006-07 | Byers, Jerry | 1974-75 |
| Gauthier, Denis | 1998-99 to 2003-04 | | Sarich, Cory | 2007-08 to 2012-13 | Chouinard, Guy | 1974-75 to 1982-83 |
| Phaneuf, Dion | 2005-06 to 2009-10 | | Wideman, Dennis | 2013-14 to 2016-17 | Meehan, Gerry | 1974-75 to 1975-76 |
| White, Ian | 2009-10 to 2010-11 | | 7 | | | |
| Carson, Brett | 2010-11 to 2012-13 | | Manery, Randy | 1972-73 to 1976-77 | Mercredi, Vic | 1974-75 |
| Smid, Ladislav | 2013-14 | | Chouinard, Guy | 1974-75 to 1982-83 | Clement, Bill | 1975-76 to 1981-82 |
| Schlemko, David | 2014-15 | | Lalonde, Bobby | 1977-78 to 1979-80 & 1981-82 | Mokosak, Carl | 1981-82 to 1982-83 |
| Jokipakka, Jyrki | 2015-16 to 2016-17 | | Unger, Garry | 1979-80 | Quinn, Dan | 1983-84 to 1986-87 |
| 4 | | | Holt, Randy | 1980-81 to 1981-82 | Roberts, Gary | 1986-87 to 1995-96 |
| Price, Noel | 1972-73 to 1974-75 | | Eaves, Mike | 1983-84 to 1985-86 | Lowry, Dave | 2000-01 to 2003-04 |
| Mulhern, Richard | 1975-76 to 1978-79 | | Mullen, Joe | 1985-86 to 1989-90 | Amonte, Tony | 2005-06 to 2006-07 |
| Rautakallio, Pekka | 1979-80 to 1981-82 | | Sweeney, Tim | 1990-91 to 1991-92 | McGrattan, Brian | 2009-10 |
| Baxter, Paul | 1983-84 to 1986-87 | | Petit, Michel | 1991-92 to 1993-94 | Hagman, Niklas | 2010-11 to 2011-12 |
| McCrimmon, Brad | 1987-88 to 1989-90 | | Allison, Jamie | 1994-95 | Comeau, Blake | 2011-12 to 2012-13 |
| Kyte, Jim | 1990-91 to 1991-92 | | Konroyd, Steve | 1994-95 | Cervenka, Roman | 2012-13 |
| Dahl, Kevin | 1992-93 to 1995-96 & 1997-98 | | Huscroft, Jamie | 1995-96 to 1996-97 | Knight, Corban | 2013-14 to 2014-15 |
| Featherstone, Glen | 1996-97 | | Dingman, Chris | 1997-98 to 1998-99 | Versteeg, Kris | 2016-17 to 2017-18 |
| Helenius, Sami | 1998-99 | | Begin, Steve | 1999-00 | 11 | |
| Dollas, Bobby | 1999-00 | | Clark, Chris | 1999-00 | Hogoboom, Bill | 1972-73 |
| Scoville, Darrel | 1999-00 | | Bureau, Marc | 1999-00 | Rocheffort, Leon | 1972-73 to 1973-74 |
| | | | | | St. Sauveur, Claude | 1975-76 |
| | | | | | Simpson, Bobby | 1976-77 to 1980-81 |
| | | | | | MacMillan, Bob | 1977-78 to 1981-82 |
| | | | | | Lalonde, Bobby | 1977-78 to 1979-80 & 1981-82 |
| | | | | | MacInnis, Al | 1981-82 |

ALL-TIME SWEATER ROSTER CONTINUED

| | |
|-------------------|--------------------|
| Christoff, Steve | 1982-83 |
| Patterson, Colin | 1983-84 to 1990-91 |
| Leeman, Gary | 1991-92 to 1992-93 |
| Lindberg, Chris | 1992-93 |
| Kisio, Kelly | 1993-94 to 1994-95 |
| Conacher, Pat | 1995-96 |
| Landry, Eric | 1997-98 |
| Shantz, Jeff | 1998-99 to 2001-02 |
| Yelle, Stephane | 2002-03 to 2006-07 |
| Nolan, Owen | 2007-08 |
| Sjostrom, Fredrik | 2009-10 |
| Hagman, Niklas | 2009-10 |
| Backlund, Mikael | 2010-11 to 2017-18 |

12

| | |
|----------------|--------------------|
| Hicke, Ernie | 1972-73 |
| Lysiak, Tom | 1973-74 to 1978-79 |
| Boldirev, Ivan | 1978-79 to 1979-80 |
| Lever, Don | 1979-80 to 1981-82 |
| Cyr, Denis | 1980-81 to 1982-83 |
| Harrer, Tim | 1982-83 |
| Walker, Howard | 1982-83 |
| Loob, Hakan | 1983-84 to 1988-89 |
| Fenton, Paul | 1990-91 |
| Kruse, Paul | 1991-92 to 1996-97 |
| Iginla, Jarome | 1996-97 to 2012-13 |

13

| | |
|---------------------|---------------------------------|
| Simard, Martin | 1990-91 to 1991-92 |
| Heaphy, Shawn | 1992-93 |
| Titov, German | 1993-94 to 1997-98 |
| Jokinen, Olli | 2010-11 to 2011-12 |
| Cammalleri, Michael | 2008-09 & 2012-13 to 2013-14 |
| Gaudreau, Johnny | 2014-15 to 2017-18 |

14

| | |
|-----------------|--------------------|
| Arnason, Chuck | 1973-74 |
| McDonough, Al | 1973-74 |
| Ecclestone, Tim | 1974-75 to 1977-78 |
| Carr, Gene | 1978-79 |
| Nilsson, Kent | 1979-80 to 1984-85 |
| Bradley, Brian | 1985-86 to 1987-88 |
| Fleury, Theoren | 1988-89 to 1998-99 |

15

| | |
|--------------------|--------------------|
| Richard, Jacques | 1972-73 to 1974-75 |
| Bowness, Rick | 1975-76 to 1976-77 |
| Seiling, Rod | 1978-79 |
| Gorman, Dave | 1979-80 |
| Henderson, Paul | 1979-80 |
| LaVallee, Kevin | 1980-81 to 1982-83 |
| Tambellini, Steve | 1983-84 to 1984-85 |
| Bartel, Robin | 1985-86 |
| Churla, Shane | 1987-88 to 1988-89 |
| Chernomaz, Richard | 1987-88 to 1988-89 |
| Sheehy, Neil | 1991-92 |
| Ashton, Brent | 1992-93 |
| McCarthy, Sandy | 1993-94 to 1997-98 |
| St. Louis, Martin | 1999-00 |
| Fata, Rico | 1999-00 to 2000-01 |
| Betts, Blair | 2001-02 to 2003-04 |
| Simon, Chris | 2003-04 |
| Ritchie, Byron | 2005-06 to 2006-07 |
| Dawes, Nigel | 2009-10 |
| Jackman, Tim | 2010-11 to 2013-14 |
| Westgarth, Kevin | 2013-14 |
| Smid, Ladislav | 2014-15 to 2016-17 |

| | |
|---------------|---------|
| Glass, Tanner | 2017-18 |
|---------------|---------|

16

| | |
|----------------------|--|
| Leiter, Bobby | 1972-73 to 1974-75 |
| Chouinard, Guy | 1974-75 to 1981-82 |
| Jackson, Jim | 1982-83 to 1984-85 |
| Lamb, Mark | 1985-86 |
| Hull, Brett | 1985-86 to 1987-88 |
| Priakin, Sergei | 1988-89 to 1990-91 |
| Chernomaz, Richard | 1991-92 |
| Berube, Craig | 1991-92 to 1992-93 |
| Freer, Mark | 1993-94 |
| Greig, Mark | 1994-95 |
| Borschevsky, Nikolai | 1994-95 |
| Stillman, Cory | 1995-96 to 2000-01 |
| Berube, Craig | 1991-92 to 1992-93 & 2001-02 to 2002-03 |
| Donovan, Shean | 2002-03 to 2005-06 |
| Friesen, Jeff | 2006-07 |
| Smith, Mark | 2007-08 |
| Boyd, Dustin | 2008-09 to 2009-10 |
| Kostopoulos, Tom | 2010-11 to 2011-12 |
| McGrattan, Brian | 2012-13 to 2014-15 |
| Jooris, Josh | 2015-16 |
| Vey, Linden | 2016-17 |
| Foo, Spencer | 2017-18 |

17

| | |
|---------------------|--------------------|
| Stewart, John | 1972-73 to 1973-74 |
| Graves, Hilliard | 1974-75 to 1976-77 |
| Laurence, Red | 1978-79 |
| Unger, Garry | 1979-80 |
| Adduono, Rick | 1979-80 |
| Hislop, Jamie | 1980-81 to 1983-84 |
| Eaves, Mike | 1985-86 |
| Hrdina, Jiri | 1987-88 to 1990-91 |
| Habscheid, Marc | 1991-92 |
| Walz, Wes | 1993-94 to 1994-95 |
| Hlushko, Todd | 1995-96 |
| Sweeney, Bob | 1995-96 |
| Domenichelli, Hnat | 1996-97 to 1999-00 |
| Botterill, Jason | 1999-00 |
| Krivokrasov, Sergei | 1999-00 |
| Clark, Chris | 1999-00 to 2003-04 |
| Simon, Chris | 2005-06 |
| Godard, Eric | 2007-08 |
| Bourque, Rene | 2008-09 to 2011-12 |
| Bouma, Lance | 2013-14 to 2016-17 |

18

| | |
|-------------------|--------------------|
| Comeau, Rey | 1972-73 to 1977-78 |
| O'Flaherty, Gerry | 1978-79 |
| Rota, Darcy | 1978-79 to 1979-80 |
| Smith, Brad | 1979-80 to 1980-81 |
| Hindmarch, Dave | 1980-81 to 1984-85 |
| Nieuwendyk, Joe | 1986-87 |
| Bucyk, Randy | 1987-88 |
| Coxe, Craig | 1987-88 |
| Grimson, Stu | 1988-89 to 1989-90 |
| Bergqvist, Jonas | 1989-90 |
| Kruse, Paul | 1990-91 |
| Yawney, Trent | 1991-92 to 1994-95 |
| Torgajev, Pavel | 1995-96 |
| McInnis, Marty | 1996-97 to 1998-99 |
| Dubinsky, Steve | 1998-99 to 1999-00 |
| Tkaczuk, Daniel | 2000-01 |
| Wright, Jamie | 2001-02 to 2002-03 |
| Drury, Chris | 2002-03 |

| | |
|-------------------|--------------------|
| Lombardi, Matthew | 2003-04 to 2008-09 |
| Stajan, Matt | 2009-10 to 2017-18 |

19

| | |
|-------------------|--------------------|
| Brown, Arnie | 1972-73 to 1973-74 |
| Stefaniw, Morris | 1972-73 |
| Kea, Ed | 1973-74 to 1978-79 |
| Henderson, Paul | 1979-80 |
| Gould, Bob | 1979-80 to 1981-82 |
| Mokosak, Carl | 1981-82 to 1982-83 |
| Eakin, Bruce | 1981-82 |
| Hunter, Tim | 1981-82 to 1991-92 |
| Harkins, Todd | 1992-93 |
| Haas, David | 1993-94 |
| Viitakoski, Vesa | 1993-94 to 1995-96 |
| O'Sullivan, Chris | 1996-97 to 1998-99 |
| Saprykin, Oleg | 1999-00 to 2003-04 |
| Kobasew, Chuck | 2005-06 to 2006-07 |
| Primeau, Wayne | 2006-07 to 2008-09 |
| Mayers, Jamal | 2009-10 |
| Modin, Fredrik | 2010-11 |
| Jones, Blair | 2011-12 to 2013-14 |
| Jones, David | 2014-15 to 2015-16 |
| Tkachuk, Matthew | 2016-17 to 2017-18 |

20

| | |
|--------------------|--------------------|
| MacMillan, Bill | 1972-73 |
| Hextall, Bryan | 1973-74 to 1974-75 |
| Lemieux, Jean | 1973-74 to 1975-76 |
| Lemieux, Richard | 1975-76 |
| Kryskow, Dave | 1975-76 |
| Murdoch, Bob | 1978-79 to 1981-82 |
| Eloranta, Kari | 1981-82 to 1984-85 |
| Suter, Gary | 1985-86 to 1993-94 |
| Stillman, Cory | 1994-95 |
| Evason, Dean | 1995-96 |
| Hlushko, Todd | 1996-97 to 1997-98 |
| Corbet, Rene | 1998-99 to 1999-00 |
| Murray, Marty | 2000-01 |
| Eakins, Dallas | 2000-01 |
| Sutter, Ron | 2000-01 |
| Botterill, Jason | 2001-02 |
| Johansson, Mathias | 2002-03 |
| Loyns, Lynn | 2003-04 |
| Huselius, Kristian | 2005-06 to 2007-08 |
| Glencross, Curtis | 2008-09 to 2014-15 |
| Lazar, Curtis | 2016-17 to 2017-18 |

21

| | |
|----------------------|--------------------|
| Romanchych, Larry | 1972-73 to 1976-77 |
| Gould, John | 1976-77 to 1978-79 |
| Wappel, Gord | 1979-80 to 1981-82 |
| Ingarfield, Earl Jr. | 1979-80 to 1980-81 |
| Labraaten, Dan | 1980-81 to 1981-82 |
| Jalonen, Kari | 1982-83 to 1983-84 |
| Stiles, Tony | 1983-84 |
| Berezan, Perry | 1984-85 to 1988-89 |
| Johansson, Roger | 1989-90 to 1990-91 |
| Zemlak, Richard | 1991-92 |
| Godynyuk, Alexander | 1991-92 to 1992-93 |
| Schlegel, Brad | 1993-94 |
| Chiasson, Steve | 1994-95 to 1996-97 |
| Cassels, Andrew | 1997-98 to 1998-99 |
| Johansson, Andreas | 1999-00 |
| Hay, Dwayne | 2000-01 |
| Ference, Andrew | 2002-03 to 2006-07 |
| Hale, David | 2006-07 to 2007-08 |
| Jokinen, Olli | 2008-09 to 2009-10 |

ALL-TIME SWEATER ROSTER CONTINUED

| | |
|----------------------|--------------------|
| Higgins, Christopher | 2009-10 |
| Wilson, Clay | 2011-12 |
| Raymond, Mason | 2014-15 to 2015-16 |
| Hathaway, Garnet | 2017-18 |

22

| | |
|------------------|--------------------|
| Picard, Noel | 1972-73 |
| Vail, Eric | 1973-74 to 1981-82 |
| Bialowas, Dwight | 1973-74 to 1974-75 |
| Plett, Willi | 1975-76 to 1981-82 |
| Simpson, Bobby | 1976-77 to 1980-81 |
| Marsh, Brad | 1978-79 to 1981-82 |
| Gould, Bob | 1979-80 to 1981-82 |
| Wappel, Gord | 1979-80 to 1981-82 |
| Turnbull, Randy | 1981-82 |
| MacInnis, Al | 1982-83 |
| Eakin, Bruce | 1983-84 |
| Kromm, Richard | 1983-84 to 1985-86 |
| Fotiu, Nick | 1985-86 to 1986-87 |
| Bullard, Mike | 1986-87 to 1987-88 |
| Hunter, Mark | 1988-89 to 1990-91 |
| Stern, Ron | 1990-91 to 1997-98 |
| Thompson, Rocky | 1998-99 |
| Lindsay, Bill | 1999-00 to 2000-01 |
| Conroy, Craig | 2000-01 to 2003-04 |
| Langkow, Daymond | 2005-06 to 2010-11 |
| Stempniak, Lee | 2011-12 to 2013-14 |
| Setoguchi, Devin | 2014-15 |
| Shore, Drew | 2014-15 to 2015-16 |

23

| | |
|-------------------|--------------------|
| Murray, Bob | 1973-74 to 1974-75 |
| Carriere, Larry | 1975-76 to 1976-77 |
| Zaharko, Miles | 1977-78 |
| Reinhart, Paul | 1979-80 to 1987-88 |
| Sabourin, Ken | 1988-89 |
| Matteau, Stephane | 1990-91 to 1991-92 |
| Berube, Craig | 1991-92 |
| Markwart, Nevin | 1991-92 |
| Young, C.J. | 1992-93 |
| Paslawski, Greg | 1992-93 to 1993-94 |
| Kennedy, Sheldon | 1994-95 to 1995-96 |
| Gavey, Aaron | 1996-97 to 1997-98 |
| Wilm, Clarke | 1998-99 to 2001-02 |
| Gelinas, Martin | 2002-03 to 2003-04 |
| Nystrom, Eric | 2007-08 to 2009-10 |
| Hannan, Scott | 2011-12 |
| Monahan, Sean | 2013-14 to 2017-18 |

24

| | |
|--------------------|---------------------------------|
| Ketter, Kerry | 1972-73 |
| Martineau, Don | 1973-74 |
| Kea, Ed | 1973-74 to 1978-79 |
| Talafous, Dean | 1974-75 |
| Botting, Cam | 1975-76 |
| Houston, Ken | 1975-76 to 1981-82 |
| Phillipoff, Harold | 1977-78 to 1978-79 |
| Beaudoin, Serge | 1979-80 |
| Wappel, Gord | 1979-80 |
| Smith, Brad | 1979-80 |
| Peplinski, Jim | 1980-81 to 1989-90 & 1994-95 |
| Iginla, Jarome | 1995-96 to 1996-97 |
| Gauthier, Denis | 1997-98 |
| Hentunen, Jukka | 2001-02 |
| Sloan, Blake | 2001-02 to 2002-03 |
| Nieminen, Ville | 2003-04 |
| Wiemer, Jason | 1997-98 to 2000-01 & 2005-06 |

| | |
|--------------------------------|--------------------|
| Lundmark, Jamie | 2005-06 |
| Conroy, Craig | 2006-07 to 2010-11 |
| Letourneau-Leblond, Pierre-Luc | 2011-12 |
| Hudler, Jiri | 2012-13 to 2015-16 |
| Hamonic, Travis | 2017-18 |

25

| | |
|---------------------|--------------------|
| Plett, Willi | 1975-76 to 1981-82 |
| Meredith, Greg | 1982-83 |
| Eakin, Bruce | 1983-84 to 1984-85 |
| Courteau, Yves | 1984-85 |
| Bullard, Mike | 1986-87 to 1987-88 |
| Nieuwendyk, Joe | 1986-87 to 1994-95 |
| Roche, Dave | 1998-99 to 1999-00 |
| Krivokrasov, Sergei | 1999-00 |
| Andersson, Niklas | 2000-01 |
| Kravchuk, Igor | 2000-01 to 2001-02 |
| Sonnenberg, Martin | 2003-04 |
| McCarty, Darren | 2005-06 to 2006-07 |
| Moss, David | 2007-08 to 2011-12 |
| Bollig, Brandon | 2014-15 |
| Hamilton, Freddie | 2015-16 to 2017-18 |
| Shore, Nick | 2017-18 |

26

| | |
|---------------------|---------------------------------|
| McKendry, Alex | 1980-81 |
| Dwyer, Mike | 1980-81 to 1981-82 |
| Bridgman, Mel | 1981-82 to 1982-83 |
| Bozek, Steve | 1983-84 to 1987-88 |
| Ranheim, Paul | 1988-89 |
| Korn, Jim | 1989-90 |
| Reichel, Robert | 1990-91 to 1994-95 & 1996-97 |
| Kohn, Ladislav | 1997-98 |
| Nylander, Michael | 1998-99 |
| Landry, Eric | 1998-99 |
| Begin, Steve | 1999-00 to 2001-02 |
| Brigley, Travis | 1999-00 |
| Clark, Chris | 1999-00 |
| Eakins, Dallas | 2000-01 |
| Begin, Steve | 1999-00 to 2002-03 |
| Green, Josh | 2003-04 |
| Nilson, Marcus | 2003-04 to 2007-08 |
| Kotalik, Ales | 2009-10 to 2010-11 |
| Desbiens, Guillaume | 2011-12 |
| Wideman, Dennis | 2012-13 |
| Wotherspoon, Tyler | 2014-15 to 2016-17 |
| Stone, Michael | 2016-17 to 2017-18 |

27

| | |
|-------------------|--------------------|
| Vail, Eric | 1973-74 to 1981-82 |
| Beers, Eddy | 1981-82 to 1985-86 |
| Hampson, Gord | 1982-83 |
| Tonelli, John | 1985-86 to 1987-88 |
| MacLellan, Brian | 1988-89 to 1990-91 |
| Forslund, Tomas | 1991-92 to 1992-93 |
| Drury, Ted | 1993-94 |
| Morrow, Scott | 1994-95 |
| Simpson, Todd | 1995-96 to 1998-99 |
| Savard, Marc | 1999-00 to 2002-03 |
| Berube, Craig | 2002-03 |
| Reinprecht, Steve | 2003-04 to 2005-06 |
| Leclerc, Mike | 2005-06 |
| Roy, Andre | 2008-09 |
| Staios, Steve | 2009-10 to 2010-11 |
| Smith, Derek | 2011-12 to 2013-14 |
| Hamilton, Dougie | 2015-16 to 2017-18 |

28

| | |
|--------------------|--------------------|
| McAdam, Gary | 1981-82 |
| Bourgeois, Charles | 1981-82 to 1985-86 |
| DeGray, Dale | 1985-86 to 1986-87 |
| Bodak, Bob | 1987-88 |
| Ranheim, Paul | 1988-89 to 1993-94 |
| Nieckar, Barry | 1994-95 |
| Esau, Len | 1994-95 |
| Murray, Marty | 1995-96 to 1997-98 |
| Bassen, Bob | 1998-99 |
| Regehr, Robyn | 1999-00 to 2010-11 |
| Begin, Steve | 2012-13 |
| MacDermid, Lane | 2013-14 |
| Potter, Corey | 2014-15 |
| Poirier, Emile | 2015-16 |

29

| | |
|--------------------|--------------------|
| Dwyer, Mike | 1980-81 to 1981-82 |
| Meredith, Greg | 1980-81 |
| Bernhardt, Tim | 1982-83 |
| Brubaker, Jeff | 1983-84 |
| Otto, Joel | 1984-85 to 1994-95 |
| Hulse, Cale | 1995-96 to 1996-97 |
| Andersson, Erik | 1997-98 |
| Karpenko, Igor | 1998-99 |
| Belak, Wade | 1998-99 to 1999-00 |
| Vernon, Michael | 2000-01 to 2001-02 |
| McLennan, Jamie | 2003-04 & 2006-07 |
| Mikkelson, Brendan | 2010-11 |
| Aliu, Akim | 2011-12 to 2012-13 |
| Engelland, Deryk | 2014-15 to 2016-17 |

30

| | |
|-----------------|--|
| Bouchard, Dan | 1972-73 to 1980-81 |
| Vernon, Michael | 1982-83 to 1983-84 & 1985-86 to 1993-94 |
| Roloson, Dwayne | 1996-97 to 1997-98 |
| Moss, Tyler | 1998-99 |
| Brochu, Martin | 2000-01 |

31

| | |
|--------------------|--------------------|
| Belanger, Yves | 1977-78 to 1978-79 |
| Lemelin, Rejean | 1978-79 to 1986-87 |
| Riggin, Pat | 1979-80 to 1981-82 |
| Wamsley, Rick | 1987-88 to 1991-92 |
| Muzzatti, Jason | 1993-94 |
| Tabaracci, Rick | 1994-95 to 1997-98 |
| Wregget, Ken | 1998-99 |
| Fuhr, Grant | 1999-00 |
| Szuper, Levente | 2002-03 |
| Joseph, Curtis | 2007-08 |
| McElhinney, Curtis | 2007-08 |
| Ramo, Karri | 2013-14 to 2015-16 |
| Johnson, Chad | 2016-17 |

32

| | |
|------------------|--------------------|
| Rioux, Pierre | 1982-83 |
| Eakin, Bruce | 1983-84 to 1984-85 |
| Bolduc, Dan | 1983-84 |
| Wilson, Rik | 1985-86 |
| Eloranta, Kari | 1985-86 |
| Roberts, Gary | 1986-87 |
| Glynn, Brian | 1987-88 & 1989-90 |
| Lessard, Rick | 1988-89 & 1990-91 |
| Olsen, Darryl | 1991-92 |
| Lindberg, Chris | 1991-92 to 1992-93 |
| Viitakoski, Vesa | 1993-94 |
| Sullivan, Mike | 1993-94 to 1996-97 |

ALL-TIME SWEATER ROSTER CONTINUED

| | |
|-------------------|---------------------------------|
| Sorochan, Lee | 1999-00 |
| Lydman, Toni | 2000-01 to 2003-04 |
| Hulse, Cale | 1997-98 to 1999-00 & 2005-06 |
| Byron, Paul | 2011-12 to 2014-15 |
| Backstrom, Niklas | 2015-16 |
| Gillies, Jon | 2016-17 to 2017-18 |

33

| | |
|--------------------|--|
| Wilson, Carey | 1983-84 to 1987-88 & 1990-91 to 1992-93 |
| Chernomaz, Richard | 1987-88 to 1988-89 |
| Bureau, Marc | 1989-90 to 1990-91 |
| Struch, David | 1993-94 |
| Zalapski, Zarley | 1993-94 to 1997-98 |
| Pankewicz, Greg | 1998-99 |
| Sorochan, Lee | 1998-99 |
| Begin, Steve | 1999-00 |
| Werenka, Brad | 1999-00 |
| Allison, Jamie | 2001-02 |
| McLennan, Jamie | 2002-03 |
| Oliwa, Krzysztof | 2003-04 |
| Aucoin, Adrian | 2007-08 to 2008-09 |
| Prust, Brandon | 2009-10 |
| Babchuk, Anton | 2010-11 to 2012-13 |
| Diaz, Raphael | 2014-15 |
| Nakladal, Jakub | 2015-16 |
| Rittich, David | 2016-17 to 2017-18 |

34

| | |
|-------------------|--------------------|
| Macoun, Jamie | 1982-83 to 1991-92 |
| Johansson, Roger | 1992-93 |
| Miller, Brad | 1993-94 |
| Wortman, Kevin | 1993-94 |
| Bouchard, Joel | 1994-95 to 1995-96 |
| Millen, Corey | 1995-96 to 1996-97 |
| Dowd, Jim | 1997-98 |
| Malgunas, Stewart | 1999-00 |
| Kiprusoff, Miikka | 2003-04 to 2012-13 |

35

| | |
|------------------|--------------------|
| Grimson, Stu | 1988-89 to 1989-90 |
| Reese, Jeff | 1991-92 to 1993-94 |
| Eisenhut, Neil | 1994-95 |
| Torgajev, Pavel | 1995-96 |
| Sundblad, Niklas | 1995-96 |
| Schulte, Paxton | 1996-97 |
| Trefilov, Andrei | 1998-99 |
| Whitmore, Kay | 2001-02 |
| Krahn, Brent | 2003-04 |
| Toskala, Vesa | 2009-10 |
| Karlsson, Henrik | 2010-11 to 2011-12 |
| MacDonald, Joey | 2012-13 to 2013-14 |

36

| | |
|--------------------|--------------------|
| Dadswell, Doug | 1986-87 to 1987-88 |
| Muzzatti, Jason | 1992-93 to 1994-95 |
| Esau, Len | 1993-94 |
| Sarault, Yves | 1995-96 |
| Racine, Yves | 1996-97 |
| Charron, Eric | 1999-00 |
| Petrovicky, Ronald | 2000-01 to 2001-02 |
| Mottau, Mike | 2002-03 |
| Keetley, Matt | 2007-08 to 2009-10 |
| Brouwer, Troy | 2016-17 to 2017-18 |

37

| | |
|---------------|---------|
| Harkins, Todd | 1991-92 |
|---------------|---------|

| | |
|------------------|--------------------|
| Kidd, Trevor | 1991-92 to 1996-97 |
| Gagner, Tyrone | 1997-98 |
| Gratton, Benoit | 1999-00 |
| Varlamov, Sergei | 1999-00 |
| Drury, Chris | 2002-03 |
| McAmmond, Dean | 2001-02 & 2003-04 |
| Prust, Brandon | 2006-07 |
| Irving, Leland | 2011-12 to 2012-13 |
| Ortio, Joni | 2013-14 to 2015-16 |

38

| | |
|-----------------|--------------------|
| Simard, Martin | 1990-91 to 1991-92 |
| Lebeau, Patrick | 1992-93 |
| Cowan, Jeff | 1999-00 to 2001-02 |
| Dome, Robert | 2002-03 |
| Jaffray, Jason | 2008-09 |
| Street, Ben | 2012-13 to 2013-14 |

39

| | |
|------------------|--------------------|
| Ahola, Peter | 1993-94 |
| Hlushko, Todd | 1994-95 |
| Ferguson, Craig | 1995-96 |
| Skalde, Jarrod | 1995-96 |
| Lakovic, Sasha | 1996-97 |
| Charron, Eric | 1997-98 to 1998-99 |
| Gilmour, Doug | 1988-89 to 1991-92 |
| Skrudland, Brian | 1992-93 |
| Keczmer, Dan | 1993-94 to 1995-96 |
| Gratton, Benoit | 1999-00 to 2000-01 |
| Christie, Ryan | 2001-02 |
| Germyn, Carson | 2005-06 to 2006-07 |
| Galiardi, T.J. | 2013-14 |
| Chiasson, Alex | 2016-17 |

40

| | |
|------------------|---|
| Simpson, Todd | 1995-96 |
| Brathwaite, Fred | 1998-99 to 2000-01 |
| Nichol, Scott | 2001-02 to 2002-03 |
| Leopold, Jordan | 2008-09 |
| Tanguay, Alex | 2006-07 to 2007-08, 2010-11 to 2012-13 |

41

| | |
|-----------------|--------------------|
| May, Alan | 1994-95 |
| McTavish, Dale | 1996-97 |
| Boyd, Dustin | 2006-07 to 2007-08 |
| Ivanans, Raitis | 2010-11 to 2011-12 |
| Taylor, Danny | 2012-13 |
| Billins, Chad | 2013-14 |
| Smith, Mike | 2017-18 |

42

| | |
|-----------------|--------------------|
| Makarov, Sergei | 1989-90 to 1992-93 |
| Larose, Guy | 1993-94 |
| Ward, Ed | 1994-95 to 1998-99 |
| DuPont, Micki | 2001-02 to 2002-03 |
| Sutter, Brett | 2008-09 to 2010-11 |
| Cundari, Mark | 2012-13 to 2013-14 |

43

| | |
|-----------------|---------|
| Brigley, Travis | 1997-98 |
| Kohn, Ladislav | 2002-03 |
| Piskula, Joe | 2011-12 |
| Breen, Chris | 2013-14 |

44

| | |
|----------------|---------|
| Hoglund, Jonas | 1996-97 |
| Fata, Rico | 1998-99 |

| | |
|------------------|--------------------|
| Niedermayer, Rob | 2001-02 to 2002-03 |
| Warrener, Rhett | 2003-04 to 2008-09 |
| Johnson, Aaron | 2009-10 |
| Meyer, Stefan | 2010-11 |
| Butler, Chris | 2011-12 to 2013-14 |
| Bartkowski, Matt | 2016-17 to 2017-18 |

45

| | |
|------------------|--------------------|
| Murray, Marty | 1995-96 |
| Lemieux, Jocelyn | 1995-96 |
| Jantunen, Marko | 1996-97 |
| Scoville, Darrel | 1999-00 |
| Lundmark, Jamie | 2008-09 to 2009-10 |
| Wolf, David | 2014-15 |

46

| | |
|-------------------|--------------------|
| Kohn, Ladislav | 1995-96 |
| St. Louis, Martin | 1998-99 |
| Morgan, Jason | 2003-04 |
| Giordano, Mark | 2005-06 to 2006-07 |
| Bancks, Carter | 2012-13 |
| Arnold, Bill | 2013-14 |
| Hrivik, Marek | 2017-18 |

47

| | |
|------------------|--------------------|
| Lapointe, Claude | 1995-96 |
| Giguere, J.S. | 1998-99 to 1999-00 |
| Ramholt, Tim | 2007-08 |
| Greentree, Kyle | 2008-09 |
| Baertschi, Sven | 2011-12 to 2014-15 |

48

| | |
|--------------------|--------------------|
| Nemisz, Greg | 2010-11 to 2011-12 |
| Van Brabant, Bryce | 2013-14 |

49

| | |
|-------------------|--------------------|
| Lombardi, Matthew | 2003-04 |
| Regehr, Richie | 2005-06 to 2006-07 |
| Ramage, John | 2014-15 |
| Shinkaruk, Hunter | 2015-16 to 2016-17 |

50

| | |
|------------------|--------------------|
| Torgaev, Pavel | 1999-00 |
| Sabourin, Dany | 2002-03 to 2003-04 |
| Sieloff, Patrick | 2015-16 |

51

| | |
|-----------------|--------------------|
| Gagner, Dave | 1996-97 |
| Mrozik, Rick | 2002-03 |
| Horak, Roman | 2011-12 to 2012-13 |
| Agostino, Kenny | 2013-14, 2015-16 |

52

| | |
|------------------|---------|
| Bollig, Brandon | 2015-16 |
| Klimchuk, Morgan | 2017-18 |

53

| | |
|------------------|--------------------|
| Morris, Derek | 1997-98 to 2001-02 |
| Gaudreau, Johnny | 2013-14 |

54

| | |
|-------------------|--------------------|
| Jones, David | 2013-14 |
| Andersson, Rasmus | 2016-17 to 2017-18 |

55

| | |
|---------------|--------------------|
| Ramage, Rob | 1987-88 to 1988-89 |
| Sabourin, Ken | 1990-91 |
| Osiecki, Mark | 1991-92 |

ALL-TIME SWEATER ROSTER CONTINUED

| | |
|-----------------|--------------------|
| Miller, Brad | 1993-94 |
| Thompson, Rocky | 1997-98 |
| Smith, Steve | 1998-99 to 2000-01 |
| Pardy, Adam | 2008-09 |
| O'Brien, Shane | 2013-14 |

56

| | |
|--------------------|---------|
| Pelech, Matt | 2008-09 |
| Wotherspoon, Tyler | 2013-14 |
| Lomborg, Ryan | 2017-18 |

57

| | |
|----------------|--------------------|
| Begin, Steve | 1997-98 |
| Maki, Tomi | 2006-07 |
| Bouma, Lance | 2010-11 to 2011-12 |
| Poirier, Emile | 2014-15 |
| Grant, Derek | 2015-16 |

58

| | |
|-------------------|--------------------|
| Varlamov, Sergei | 1997-98 |
| Montador, Steve | 2001-02 |
| Moss, David | 2006-07 |
| Hanowski, Ben | 2012-13 to 2013-14 |
| Kylington, Oliver | 2015-16 |

59

| | |
|----------------------|--------------------|
| Van der Gulik, David | 2008-09 |
| Reinhart, Max | 2012-13 to 2014-15 |

60

| | |
|------------------|--------------------|
| Backlund, Mikael | 2008-09 to 2009-10 |
| Granlund, Markus | 2013-14 to 2015-16 |

61

| | |
|--------------|--------------------|
| Negrin, John | 2008-09 |
| Kulak, Brett | 2014-15 to 2017-18 |

62

| | |
|-----------------|--------------------|
| Fata, Rico | 1998-99 |
| Nazarov, Andrei | 1998-99 to 1999-00 |
| Chucko, Kris | 2008-09 |

63

| | |
|----------------|---------|
| Peters, Warren | 2008-09 |
| Bennett, Sam | 2014-15 |

64

| | |
|------------------|--------------------|
| Hathaway, Garnet | 2015-16 to 2016-17 |
|------------------|--------------------|

65

| | |
|---------------|---------|
| Elson, Turner | 2015-16 |
|---------------|---------|

66

| | |
|--------------|---------|
| Brodie, T.J. | 2010-11 |
|--------------|---------|

67

| | |
|-----------------|--------------------|
| Frolik, Michael | 2015-16 to 2017-18 |
|-----------------|--------------------|

68

| | |
|---------------|---------|
| Jagr, Jaromir | 2017-18 |
|---------------|---------|

77

| | |
|-----------------|--------------------|
| Jankowski, Mark | 2016-17 to 2017-18 |
|-----------------|--------------------|

79

| | |
|------------------|--------------------|
| Ferland, Micheal | 2014-15 to 2017-18 |
|------------------|--------------------|

86

| | |
|--------------|---------|
| Jooris, Josh | 2014-15 |
|--------------|---------|

88

| | |
|--------------------|---------|
| Mangiapane, Andrew | 2017-18 |
|--------------------|---------|

92

| | |
|-------------------|--------------------|
| Nylander, Michael | 1993-94 to 1997-98 |
|-------------------|--------------------|

93

| | |
|---------------------|--------------------|
| Cammalleri, Michael | 2011-12 |
| Bennett, Sam | 2015-16 to 2017-18 |



2018-19 NHL ON-ICE OFFICIALS

REFEREES

| | |
|----------------------|----|
| Anderson, Reid* | 49 |
| Blandina, Brandon* | 39 |
| Brenk, Jacob | 26 |
| Charron, Francis | 6 |
| Chmielewski, Tom | 18 |
| Dunning, Mitch* | 43 |
| Dwyer, Gord | 19 |
| Furlatt, Eric | 27 |
| Halkidis, Beaudry* | 48 |
| Hanson, Trevor | 14 |
| Hebert, Ghislain | 22 |
| Hebert, Jean | 15 |
| Joannette, Marc | 25 |
| Kozari, Steve | 40 |
| Lambert, Pierre | 37 |
| L'Ecuyer, Frederick | 17 |
| Lee, Chris | 28 |
| Luxmore, Thomas John | 21 |
| MacDougall, Peter* | 45 |
| Markovic, Michael* | 47 |
| McCauley, Wes | 4 |
| Mclsaac, Jon | 2 |

| | |
|----------------------|----|
| Meier, Brad | 34 |
| Morton, Dean | 36 |
| Nicholson, Kendrick | 30 |
| O'Donnell, Conor* | 39 |
| O'Halloran, Dan | 13 |
| O'Rourke, Dan | 9 |
| Peel, Tim | 20 |
| Pochmara, Brian | 16 |
| Pollock, Kevin | 33 |
| Rank, Garrett | 7 |
| Rehman, Kyle | 10 |
| Rooney, Chris | 5 |
| Schlenker, Chris | 3 |
| Skilliter, Graham | 24 |
| South, Furman* | 44 |
| Schrader, Brandon* | 46 |
| St-Laurent, Francois | 38 |
| St. Pierre, Justin | 12 |
| Sutherland, Kelly | 11 |
| Syvret, Corey* | 42 |
| Walsh, Ian | 29 |
| Watson, Brad | 23 |

LINESMEN

| | |
|--------------------|----|
| Alphonso, Shandor | 52 |
| Amell, Derek | 75 |
| Baker, Tyson* | 88 |
| Barton, Steve | 59 |
| Berg, Devin | 87 |
| Brisebois, David | 96 |
| Cameron, Lonnie | 74 |
| Cherrey, Scott | 50 |
| Cormier, Michel | 76 |
| Daisy, Ryan | 81 |
| Devorski, Greg | 54 |
| Driscoll, Scott | 68 |
| Galloway, Ryan | 82 |
| Gawryletz, Brandon | 64 |
| Gawryletz, Travis | 67 |
| Gibbons, Ryan | 58 |
| Gibbs, Darren | 66 |
| Knorr, Trent | 63 |
| Kovachik, Brad | 71 |
| Mach, Brian | 78 |
| MacPherson, Matt | 83 |
| Marquis, Jesse* | 86 |

| | |
|-------------------|----|
| Miller, Steve | 89 |
| Mills, Bevan* | 53 |
| Murchison, Kiel | 79 |
| Murphy, Brian | 93 |
| Murray, Jonny | 95 |
| Nagy, Kory | 97 |
| Nansen, Derek | 70 |
| Nowak, Tim | 77 |
| Pancich, Bryan | 94 |
| Racicot, Pierre | 65 |
| Rody, Vaughan | 73 |
| Sericolo, Anthony | 84 |
| Smith, Andrew | 51 |
| Shewchyk, Mark | 92 |
| Suchanek, Libor | 60 |
| Tobias, James* | 61 |

* Minor League Official



2018-19 NHL CRITICAL DATES

SEPTEMBER 2018

| | |
|----|---|
| 6 | Rookie camps open |
| 13 | Training camps open |
| 15 | Preseason schedule begins |
| 15 | 2018 O.R.G. NHL China Games™: Boston Bruins at Calgary Flames (Shenzhen Universiade Sports Center, Shenzhen, China) |
| 18 | 2018 Kraft Hockeyville Canada: Ottawa Senators vs. Toronto Maple Leafs (Lucan Community Memorial Centre, Lucan, Ont.) |
| 19 | 2018 O.R.G. NHL China Games™: Calgary Flames at Boston Bruins (Cadillac Arena, Beijing, China) |
| 19 | Annual USA Hockey All-American Prospects Game (Xcel Energy Center, Saint Paul, Minn.) |
| 25 | 2018 Kraft Hockeyville™ USA: Columbus Blue Jackets vs. Buffalo Sabres (Clinton Arena, Clinton, NY) |

OCTOBER 2018

| | |
|----|---|
| 1 | NHL Global Series Challenge: Devils vs. SC Bern (PostFinance Arena, Bern, Switzerland) |
| 2 | Opening day playing rosters set (5 p.m. ET) |
| 2 | NHL Board of Governors Meeting (New York, NY) |
| 3 | Opening night of 2018-19 NHL regular season (4 games) |
| 3 | Washington Capitals raise Stanley Cup banner (vs. Boston Bruins) |
| 3 | NHL Global Series Challenge: Oilers vs. Kolner Haie (Lanxess Arena, Cologne, Germany) |
| 6 | 2018 NHL Global Series™: Edmonton Oilers vs. New Jersey Devils (Scandinavium, Gothenburg, Sweden) |
| 22 | NHL Alumni Awards Gala – Honorees: Borje Salming, Mats Sundin, Nicklas Lidstrom (Keith Magnuson Man of the Year); Bob Cole (Keith McCreary 7th Man); Eddie Olczyk (Ace Bailey Award of Courage); Chris Hadfield (Honorary Alumni) (Toronto, Ont.) |

NOVEMBER 2018

| | |
|------|---|
| 1-30 | Hockey Fights Cancer Awareness Month |
| 1-2 | 2018 NHL Global Series™: Florida Panthers vs. Winnipeg Jets (Hartwall Arena, Helsinki, Finland) |
| 9 | Hockey Hall of Fame Game: New Jersey Devils at Toronto Maple Leafs |
| 12 | Hockey Hall of Fame Induction Ceremony (Toronto, Ont.): Inductees: Martin Brodeur, Jayna Hefford, Martin St. Louis, Alexander Yakushev (Player category); Gary Bettman, Willie O'Ree (Builder category); Larry Brooks, Joe Bowen (Media honorees) |
| 13 | NHL General Managers' Meeting (Toronto, Ont.) |
| 23 | 2018 Discover NHL Thanksgiving Showdown™: New York Rangers at Philadelphia Flyers |
| 26 | NHL Founders Day (1917) |

DECEMBER 2018

| | |
|-----------|---|
| 1 | Signing deadline for Group 2 free agents (5 p.m. ET) |
| 12 | U.S. Hockey Hall of Fame Induction (Inductees: Red Berenson, Natalie Darwitz, Hago Harrington, David Poile, Paul Stewart) and Celebration of Lester Patrick (Recipient: Jim Johansson, posthumous) (Nashville, Tenn.) |
| 19 | 101st Anniversary of League's first games played |
| 19-27 | Holiday roster freeze in effect: For all players on an NHL active roster, injured reserve, or with non-roster and injured non-roster status as of midnight (local time) Dec. 19, a roster freeze shall apply through midnight (local time) Dec. 27, with respect to waivers, trades and loans, subject to the exceptions provided for in CBA Article 16.5 (d) |
| 24-26 | Holiday break (no scheduled practices – dressing rooms closed) |
| 26-Jan. 5 | IIHF World Junior Championship (Vancouver/Victoria, B.C.) |

JANUARY 2019

| | |
|--------------|--|
| 1 | 2019 Bridgestone NHL Winter Classic®: Boston Bruins at Chicago Blackhawks (Notre Dame Stadium, South Bend, Ind.) |
| 8 | USHL/NHL Top Prospects Game (Ice Box, Lincoln, Neb.) |
| Week of 21st | NHL Central Scouting Mid-Season Rankings release |
| 23 | CHL/NHL Top Prospects Game (ENMAX Centrium, Red Deer, AB) |
| 24-27 | NHL All-Star Break (no games played) |
| 24-26 | No scheduled practices – dressing rooms closed |
| 25 | 2019 NHL All-Star Skills Competition™ (SAP Center at San Jose, San Jose, Calif.) |
| 26 | 2019 NHL All-Star Game (SAP Center at San Jose, San Jose, Calif.) |
| 27-28 | 2019 AHL All-Star Classic (MassMutual Center, Springfield, Mass.) |
| 28 | NHL regular season resumes |

FEBRUARY 2019

| | |
|-------|---|
| 9 | Hockey Day in Canada (Hockey Canada) |
| 9 | 19th Annual Scotiabank Hockey Day in Canada (Host: Swift Current, SK) |
| 17-24 | Hockey Week Across America (USA Hockey) |
| 23 | 2019 Coors Light NHL Stadium Series™: Pittsburgh Penguins at Philadelphia Flyers (Lincoln Financial Field, Philadelphia, Pa.) |
| 25 | 2019 NHL Trade Deadline (3 p.m. ET) |

MARCH 2019

| | |
|-------|--|
| 4-6 | NHL General Managers' Meeting (Boca Raton, Fla.) |
| 29-31 | NCAA Regionals |

APRIL 2019

| | |
|--------------|--|
| 6 | Last day of 2018-19 regular season (15 games) |
| 10 | Stanley Cup Playoffs begin |
| 11-13 | NCAA Frozen Four (KeyBank Center, Buffalo, NY) |
| Week of 15th | NHL Central Scouting Final Rankings release |
| 18-28 | IIHF Under-18 World Championship (Örnsköldsvik/Umeå, Sweden) |
| TBA | 2019 NHL Draft Lottery |

MAY 2019

| | |
|-----------|--|
| 10-26 | IIHF World Championship (Bratislava/Košice, Slovakia) |
| 17-26 | 2019 CHL Memorial Cup (Scotiabank Centre, Halifax, N.S.) |
| 27-June 1 | 2019 NHL Scouting Combine (Buffalo, N.Y.) |

JUNE 2019

| | |
|-------|---|
| 15 | Last possible day for 2019 Stanley Cup Final |
| TBA | 2019 NHL Awards™ (Las Vegas, Nev.) |
| 20 | NHL General Managers' Meeting (Vancouver, B.C.) |
| 21-22 | 2019 NHL Draft™ (Rogers Arena, Vancouver, B.C.) |

JULY 2019

| | |
|-----------|---|
| 1 | Free agency begins (12 p.m. ET) |
| 5 | Deadline for player-elected salary arbitration notification (5 p.m. ET) |
| 6 | Deadline for club-elected salary arbitration notification (5 p.m. ET) |
| 20-Aug. 4 | Salary arbitration hearings held |

AUGUST 2019

| | |
|---|--|
| 6 | Deadline for salary arbitration decisions to be rendered |
|---|--|



Your child could lead their hockey heroes onto the ice.

Enter the [Scotiabank Skaters contest!](#)

Prize includes:

- 4 tickets to the game
- A Calgary Flames jersey
- Scotia Hockey Club swag including a digital customized player card of your child

Go to www.scotiabankskaters.com for full contest details.

You're richer than you think.®



® Registered trademarks of The Bank of Nova Scotia. NHL and the NHL Shield are registered trademarks of the National Hockey League. © NHL 2018-19. All Rights Reserved. The Calgary Flames name and associated logos are trademarks of Calgary Flames Hockey Corp. and are used under license.



2018-19 STOCKTON HEAT CLUB DIRECTORY

HOCKEY CLUB PERSONNEL

| | |
|--|------------------|
| Governor (AHL), President – Calgary Flames | Ken M. King |
| General Manager – Calgary Flames | Brad Treiving |
| Assistant General Manager – Calgary Flames | Craig Conroy |
| Assistant General Manager – Calgary Flames | Brad Pascall |
| Head Coach | Cail MacLean |
| Assistant Coach | Domenic Pittis |
| Assistant Coach | Joe Cirella |
| Goaltending Coach | Colin Zulianello |
| Strength & Conditioning Coach | Rick Davis |
| Head Equipment Manager | Peter Bureaux |
| Assistant Equipment Manager | Mitch MacLeod |
| Head Athletic Trainer | James Borrelli |
| Video Analyst & Team Services | Kohl Schultz |

HEAT STAFF

| | |
|--|--|
| Operating Entity | Calgary Flames AHL Inc. |
| Chief Executive Officer | Brian Petrovek |
| Director, Ticket Sales | Mark Hicks |
| Director, Finance and Administration | Tess Jaurigue |
| Director, Communications and New Media | Brandon Kisker |
| Director, Retail and Promotions | Rob Cvetan |
| Director, Marketing Partnerships | Cameron Koopman |
| Director, Game Operations | Joe Tichy |
| Director, Heat365 Memberships | Rachel Kisker |
| Manager, Ticket Operations and Analytics | Jeff Burrue |
| Group Sales Executives | Michael Rojas, Alec Romero |
| New Business Executive | John Pettinelli |
| Coordinator, Heat TV and New Media | Chris Picher |
| New Business Executive | Angelique Cardoza |
| Premium Inside Sales Representative | Devon Thumwood |
| Inside Sales Representatives | Trevor Clemente, Tracy Liu, Alejandro Garcia |

INFORMATION

| | |
|----------------------------------|------------------|
| National Hockey League Affiliate | Calgary Flames |
| Website | stocktonheat.com |
| Arena | Stockton Arena |
| Arena Capacity | 6,705 |
| Dimensions | 200' x 85' |



2018-19 REGULAR SEASON SCHEDULE

OCTOBER 2018

| SUN | MON | TUE | WED | THU | FRI | SAT |
|------------------|-----|-----|-------------------|-----|-------------------|-------------------|
| | 1 | 2 | 3 | 4 | 5 BAK 7:00 | 6 ONT 6:00 |
| 7 | 8 | 9 | 10 | 11 | 12 ONT 7:00 | 13 SJ 6:00 |
| 14 | 15 | 16 | 17 | 18 | 19 | 20 SJ 6:00 |
| 21 SJ 3:00 | 22 | 23 | 24 | 25 | 26 SD 7:00 | 27 BAK 7:00 |
| 28 | 29 | 30 | 31 BAK 7:00 | | | |

NOVEMBER 2018

| SUN | MON | TUE | WED | THU | FRI | SAT |
|-------------------|-----------------|----------------------|-------------------|-----|-------------------|-----------------|
| | | | | 1 | 2 | 3 SA 6:00 |
| 4 | 5 SJ 7:00 | 6 | 7 | 8 | 9 ONT 7:00 | 10 |
| 11 ONT 3:00 | 12 | 13 COL 6:05 | 14 COL 6:05 | 15 | 16 TUC 7:00 | 17 |
| 18 | 19 | 20 TUC 6:05 | 21 TUC 6:05 | 22 | 23 SD 7:00 | 24 |
| 25 SD 5:00 | 26 | 27 SJ 11:00 AM | 28 | 29 | 30 ONT 7:00 | |

DECEMBER 2018

| SUN | MON | TUE | WED | THU | FRI | SAT |
|-----|------------------|-----|-------------------|-----|-------------------|-------------------|
| | | | | | | 1 SJ 6:00 |
| 2 | 3 | 4 | 5 | 6 | 7 MB 7:00 | 8 MB 6:00 |
| 9 | 10 | 11 | 12 | 13 | 14 | 15 BAK 6:00 |
| 16 | 17 | 18 | 19 BAK 7:00 | 20 | 21 IA 5:00 | 22 IA 5:00 |
| 23 | 24 | 25 | 26 | 27 | 28 TUC 6:05 | 29 TUC 6:05 |
| 30 | 31 SJ 5:00 | | | | | |

JANUARY 2019

| SUN | MON | TUE | WED | THU | FRI | SAT |
|------------------|-------------------|-----|-------------------|-----|-------------------|-------------------|
| | | 1 | 2 | 3 | 4 TUC 7:00 | 5 COL 6:00 |
| 6 | 7 | 8 | 9 SD 7:00 | 10 | 11 | 12 ONT 6:00 |
| 13 SJ 3:00 | 14 | 15 | 16 BAK 6:30 | 17 | 18 BAK 7:00 | 19 TEX 6:00 |
| 20 | 21 COL 1:00 | 22 | 23 | 24 | 25 TEX 5:00 | 26 SA 5:00 |
| 27 | 28 | 29 | 30 | 31 | | |

FEBRUARY 2019

| SUN | MON | TUE | WED | THU | FRI | SAT |
|-------------------|-----|-----|-------------------|-----|------------------|-------------------|
| | | | | | 1 SJ 7:00 | 2 SJ 1:15 |
| 3 | 4 | 5 | 6 | 7 | 8 COL 6:05 | 9 COL 6:05 |
| 10 | 11 | 12 | 13 BAK 6:30 | 14 | 15 | 16 COL 6:00 |
| 17 COL 5:00 | 18 | 19 | 20 ONT 7:00 | 21 | 22 | 23 |
| 24 SJ 5:00 | 25 | 26 | 27 | 28 | | |

MARCH 2019

| SUN | MON | TUE | WED | THU | FRI | SAT |
|-------------------|-----|-----|-----------------|-----|-------------------|-------------------|
| | | | | | 1 SD 7:00 | 2 SD 6:00 |
| 3 | 4 | 5 | 6 SD 7:00 | 7 | 8 BAK 7:00 | 9 |
| 10 SJ 3:00 | 11 | 12 | 13 | 14 | 15 TUC 7:00 | 16 TUC 6:00 |
| 17 | 18 | 19 | 20 | 21 | 22 IA 7:00 | 23 |
| 24 IA 5:00 | 25 | 26 | 27 | 28 | 29 | 30 SD 7:00 |
| 31 ONT 3:00 | | | | | | |

APRIL 2019

| SUN | MON | TUE | WED | THU | FRI | SAT |
|-------------------|-----|-----|-------------------|-----|-------------------|------------------|
| | 1 | 2 | 3 | 4 | 5 | 6 MB 12:00 |
| 7 MB 12:00 | 8 | 9 | 10 ONT 7:00 | 11 | 12 ONT 7:00 | 13 |
| 14 BAK 5:00 | 15 | 16 | 17 | 18 | 19 | 20 |

- BAK - BAKERSFIELD CONDORS
- COL - COLORADO EAGLES
- IA - IOWA WILD
- MB - MANITOBA MOOSE
- ONT - ONTARIO REIGN
- SA - SAN ANTONIO RAMPAGE
- SD - SAN DIEGO GULLS
- SJ - SAN JOSE BARRACUDA
- TUC - TUCSON ROADRUNNERS
- TEX - TEXAS STARS

HOME **AWAY**

ALL GAME TIMES ARE PACIFIC.
DATES AND TIMES ARE SUBJECT TO CHANGE.



2017-18 AHL FINAL REGULAR SEASON STANDINGS

EASTERN CONFERENCE

| ATLANTIC DIVISION | | GP | W | L | OTL | SOL | PTS | GF | GA |
|-------------------|---------------------------|----|----|----|-----|-----|-----|-----|-----|
| 1 | y - Lehigh Valley | 76 | 47 | 19 | 5 | 5 | 104 | 260 | 218 |
| 2 | x - Wilkes-Barre/Scranton | 76 | 45 | 22 | 6 | 3 | 99 | 252 | 223 |
| 3 | x - Charlotte | 76 | 46 | 26 | 1 | 3 | 96 | 262 | 212 |
| 4 | x - Providence | 76 | 45 | 26 | 3 | 2 | 95 | 231 | 187 |
| 5 | Bridgeport | 76 | 36 | 32 | 5 | 3 | 80 | 206 | 214 |
| 6 | Hartford | 76 | 34 | 33 | 6 | 3 | 77 | 208 | 252 |
| 7 | Springfield | 76 | 32 | 37 | 5 | 2 | 71 | 210 | 233 |
| 8 | Hershey | 76 | 30 | 37 | 4 | 5 | 69 | 201 | 249 |

| NORTH DIVISION | | GP | W | L | OTL | SOL | PTS | GF | GA |
|----------------|---------------|----|----|----|-----|-----|-----|-----|-----|
| 1 | y - Toronto | 76 | 54 | 18 | 2 | 2 | 112 | 254 | 170 |
| 2 | x - Syracuse | 76 | 46 | 22 | 3 | 5 | 100 | 234 | 189 |
| 3 | x - Rochester | 76 | 37 | 22 | 11 | 6 | 91 | 234 | 221 |
| 4 | x - Utica | 76 | 38 | 26 | 8 | 4 | 88 | 211 | 216 |
| 5 | Binghamton | 76 | 25 | 38 | 9 | 4 | 63 | 193 | 247 |
| 6 | Belleville | 76 | 29 | 42 | 2 | 3 | 63 | 194 | 266 |
| 7 | Laval | 76 | 24 | 42 | 7 | 3 | 58 | 206 | 281 |

WESTERN CONFERENCE

| CENTRAL DIVISION | | GP | W | L | OTL | SOL | PTS | GF | GA |
|------------------|------------------|----|----|----|-----|-----|-----|-----|-----|
| 1 | y - Chicago | 76 | 42 | 23 | 7 | 4 | 95 | 244 | 208 |
| 2 | x - Grand Rapids | 76 | 42 | 25 | 2 | 7 | 93 | 237 | 210 |
| 3 | x - Manitoba | 76 | 42 | 26 | 4 | 4 | 92 | 253 | 198 |
| 4 | x - Rockford | 76 | 40 | 28 | 4 | 4 | 88 | 239 | 234 |
| 5 | Iowa | 76 | 33 | 27 | 10 | 6 | 82 | 232 | 246 |
| 6 | Milwaukee | 76 | 38 | 32 | 4 | 2 | 82 | 216 | 235 |
| 7 | Cleveland | 76 | 25 | 41 | 7 | 3 | 60 | 190 | 258 |

| PACIFIC DIVISION | | GP | W | L | OTL | SOL | PTS | GF | GA |
|------------------|--------------|----|----|----|-----|-----|-----|-----|-----|
| 1 | y - Tucson | 68 | 42 | 20 | 5 | 1 | 90 | 214 | 173 |
| 2 | x - Texas | 76 | 38 | 24 | 8 | 6 | 90 | 223 | 231 |
| 3 | x - Ontario | 68 | 36 | 25 | 4 | 3 | 79 | 200 | 194 |
| 4 | x - San Jose | 68 | 34 | 26 | 4 | 4 | 76 | 186 | 198 |
| 5 | San Diego | 68 | 36 | 28 | 3 | 1 | 76 | 202 | 197 |
| 6 | Stockton | 68 | 34 | 28 | 2 | 4 | 74 | 211 | 204 |
| 7 | Bakersfield | 68 | 31 | 27 | 9 | 1 | 72 | 188 | 206 |
| 8 | San Antonio | 76 | 35 | 31 | 10 | 0 | 80 | 198 | 219 |

x = Teams who clinched a playoff spot

y = Teams who clinched the division title



2017-18 REGULAR SEASON STATISTICS

| PLAYER | POS | GP | G | A | PTS | +/- | PIM | PPG | SHG |
|----------------------|-----|----|----|----|-----|-----|-----|-----|-----|
| Andrew Mangiapane | LW | 39 | 21 | 25 | 46 | 17 | 20 | 6 | 0 |
| Morgan Klimchuk | LW | 62 | 19 | 21 | 40 | 1 | 24 | 3 | 1 |
| Spencer Foo* | RW | 62 | 20 | 19 | 39 | 6 | 41 | 7 | 2 |
| Rasmus Andersson | D | 56 | 9 | 30 | 39 | 20 | 41 | 1 | 0 |
| Tyler Wotherspoon | D | 67 | 7 | 30 | 37 | 19 | 46 | 2 | 0 |
| Oliver Kylington | D | 62 | 7 | 28 | 35 | -12 | 18 | 2 | 0 |
| Hunter Shinkaruk | LW | 63 | 17 | 15 | 32 | 3 | 30 | 5 | 0 |
| Emile Poirier | RW | 65 | 7 | 24 | 31 | -2 | 35 | 0 | 0 |
| Marek Hrivik | C | 32 | 11 | 19 | 30 | 12 | 8 | 4 | 1 |
| Ryan Lomberg | C | 57 | 13 | 15 | 28 | 6 | 110 | 0 | 3 |
| Brett Findlay | C | 51 | 12 | 15 | 27 | 9 | 30 | 3 | 0 |
| Brett Pollock* | LW | 46 | 10 | 10 | 20 | -7 | 19 | 4 | 0 |
| Cody Goloubef | D | 46 | 8 | 12 | 20 | 7 | 68 | 3 | 0 |
| Garnet Hathaway | RW | 18 | 11 | 8 | 19 | 16 | 30 | 2 | 0 |
| Mike McMurtry | C | 33 | 6 | 12 | 18 | -6 | 6 | 1 | 0 |
| Colin Smith | C | 24 | 4 | 13 | 17 | 1 | 16 | 0 | 0 |
| Colby Robak | D | 45 | 3 | 9 | 12 | -4 | 18 | 0 | 0 |
| Joseph Cramarossa | LW | 37 | 3 | 7 | 10 | -6 | 38 | 0 | 1 |
| Dalton Prout | D | 34 | 2 | 7 | 9 | 10 | 42 | 0 | 0 |
| Mark Jankowski | C | 6 | 5 | 3 | 8 | 8 | 12 | 2 | 1 |
| Rod Pelley | C | 65 | 4 | 4 | 8 | -6 | 30 | 0 | 0 |
| Austin Carroll | RW | 42 | 5 | 2 | 7 | -7 | 49 | 0 | 0 |
| Darren Nowick* | C | 25 | 2 | 4 | 6 | -3 | 14 | 0 | 0 |
| Tanner Glass | LW | 21 | 2 | 3 | 5 | 2 | 45 | 0 | 0 |
| Dillon Dube* | C | 6 | 0 | 4 | 4 | -1 | 2 | 0 | 0 |
| Oleg Yevenko | D | 23 | 0 | 4 | 4 | -7 | 79 | 0 | 0 |
| Josh Healey* | D | 50 | 0 | 4 | 4 | -4 | 24 | 0 | 0 |
| Luke Gazdic | LW | 61 | 1 | 1 | 2 | -15 | 59 | 0 | 0 |
| Kayle Doetzel | D | 10 | 0 | 2 | 2 | -3 | 2 | 0 | 0 |
| Cliff Watson | D | 1 | 0 | 0 | 0 | 1 | 0 | 0 | 0 |
| Brodie Dupont | C | 1 | 0 | 0 | 0 | 0 | 0 | 0 | 0 |
| Adam Ollas Mattsson* | D | 14 | 0 | 0 | 0 | 5 | 6 | 0 | 0 |

2017-18 REGULAR SEASON GOALIE STATISTICS

| GOALIE | GP | MINS | GA | SO | GAA | W | L | OT | SA | SV% |
|-----------------|----|---------|----|----|------|----|----|----|------|-------|
| Jon Gillies | 39 | 2230:38 | 94 | 4 | 2.53 | 17 | 16 | 5 | 1130 | 0.917 |
| David Rittich | 12 | 697:07 | 37 | 2 | 3.18 | 7 | 5 | 0 | 333 | 0.889 |
| Tyler Parsons* | 7 | 300:59 | 22 | 0 | 4.39 | 1 | 3 | 0 | 153 | 0.856 |
| Ryan Faragher | 6 | 310:25 | 8 | 0 | 1.55 | 4 | 1 | 0 | 157 | 0.949 |
| Eddie Lack | 5 | 303:04 | 13 | 1 | 2.57 | 2 | 2 | 1 | 155 | 0.916 |
| Mason McDonald* | 4 | 224:21 | 13 | 0 | 3.48 | 3 | 1 | 0 | 104 | 0.875 |
| Nick Schneider* | 1 | 20:00 | 1 | 0 | 3.00 | 0 | 0 | 0 | 5 | 0.800 |

* - indicates rookie



2018-19 KANSAS CITY MAVERICKS CLUB DIRECTORY

HOCKEY CLUB PERSONNEL

| | |
|--|--------------------|
| President – Calgary Flames | Ken M. King |
| General Manager – Calgary Flames | Brad Treliving |
| Assistant General Manager – Calgary Flames | Craig Conroy |
| Assistant General Manager – Calgary Flames | Brad Pascall |
| Director of Hockey Operations/Head Coach | John-Scott Dickson |
| Assistant Coach | Kyle Hood |
| Senior Advisor of Hockey Operations | Matt Stephenson |
| Head Athletic Trainer | Nick Potter |
| Strength and Conditioning Coach | Mike Kempkes |
| Equipment Manager | Scott Eastman |

MAVERICKS STAFF

| | |
|---|---------------------------|
| Team Owner | Lamar Hunt Jr. |
| Team President/General Manager | Brent Thiessen |
| Executive Vice President | Todd Mackin |
| Director of Business Development | Jaimie Link |
| Director of Communications | Brandon Weiss |
| Director of Game Operations | Steve Wasson |
| Director of Finance | Zach Ballou |
| Director of Community Relations | Tim Vieira |
| Manager of Corporate Sales | Alyssa Hudler |
| Manager of Ticket Operations | Laura Faust |
| Manager of Corporate Hospitality Sales | Matt Magana |
| Senior Account Executive | Chris Kreiser |
| Sales Executives | Elijah King, Kolby Follis |
| Production Talent/Social Media Reporter | Lydia Taylor |
| Team Store Manager | Kara McAfee |
| Broadcaster | Bob Rennison |
| Public Address Announcer | Steve Garrett |

INFORMATION

| | |
|----------------------------------|-------------------------------|
| National Hockey League Affiliate | Calgary Flames |
| Website | kcmavericks.com |
| Arena | Silverstein Eye Centers Arena |
| Arena Capacity | 5,800 |
| Dimensions | 200' x 85' |



2017-18 ECHL FINAL REGULAR SEASON STANDINGS

EASTERN CONFERENCE

| NORTH DIVISION | | GP | W | L | OTL | SOL | PTS | GF | GA |
|----------------|-----------------|----|----|----|-----|-----|-----|-----|-----|
| 1 | xy - Adirondack | 72 | 41 | 24 | 3 | 4 | 89 | 233 | 221 |
| 2 | x - Manchester | 72 | 41 | 25 | 3 | 3 | 88 | 257 | 214 |
| 3 | x - Reading | 72 | 39 | 24 | 9 | 0 | 87 | 232 | 199 |
| 4 | x - Worcester | 72 | 37 | 27 | 4 | 4 | 82 | 194 | 193 |
| 5 | Wheeling | 72 | 35 | 28 | 8 | 1 | 79 | 248 | 245 |
| 6 | Brampton | 72 | 28 | 34 | 6 | 4 | 66 | 210 | 245 |

| SOUTH DIVISION | | GP | W | L | OTL | SOL | PTS | GF | GA |
|----------------|--------------------|----|----|----|-----|-----|-----|-----|-----|
| 1 | xyz - Florida | 72 | 53 | 13 | 2 | 4 | 112 | 261 | 171 |
| 2 | x - South Carolina | 72 | 48 | 16 | 7 | 1 | 104 | 214 | 153 |
| 3 | x - Orlando | 72 | 33 | 30 | 6 | 3 | 75 | 212 | 228 |
| 4 | x - Atlanta | 72 | 32 | 35 | 2 | 3 | 69 | 205 | 229 |
| 5 | Jacksonville | 72 | 26 | 39 | 4 | 3 | 59 | 203 | 246 |
| 6 | Norfolk | 72 | 26 | 39 | 6 | 1 | 59 | 211 | 269 |
| 7 | Greenville | 72 | 24 | 40 | 7 | 1 | 56 | 202 | 284 |

WESTERN CONFERENCE

| CENTRAL DIVISION | | GP | W | L | OTL | SOL | PTS | GF | GA |
|------------------|----------------|----|----|----|-----|-----|-----|-----|-----|
| 1 | xy - Toledo | 72 | 50 | 17 | 3 | 2 | 105 | 242 | 170 |
| 2 | x - Fort Wayne | 72 | 46 | 20 | 5 | 1 | 98 | 290 | 216 |
| 3 | x - Cincinnati | 72 | 39 | 30 | 3 | 0 | 81 | 226 | 220 |
| 4 | x - Indy | 72 | 36 | 30 | 5 | 1 | 78 | 242 | 248 |
| 5 | Kalamazoo | 72 | 34 | 31 | 4 | 3 | 75 | 251 | 251 |
| 6 | Kansas City | 72 | 34 | 32 | 4 | 2 | 74 | 204 | 223 |
| 7 | Quad City | 72 | 25 | 42 | 4 | 1 | 55 | 196 | 295 |

| MOUNTAIN DIVISION | | GP | W | L | OTL | SOL | PTS | GF | GA |
|-------------------|---------------|----|----|----|-----|-----|-----|-----|-----|
| 1 | xy - Colorado | 72 | 48 | 18 | 4 | 2 | 102 | 265 | 214 |
| 2 | x - Idaho | 72 | 44 | 20 | 5 | 3 | 96 | 244 | 188 |
| 3 | x - Allen | 72 | 35 | 29 | 6 | 2 | 78 | 235 | 232 |
| 4 | x - Wichita | 72 | 34 | 30 | 6 | 2 | 76 | 222 | 235 |
| 5 | Tulsa | 72 | 31 | 29 | 3 | 9 | 74 | 214 | 233 |
| 6 | Utah | 72 | 28 | 29 | 9 | 6 | 71 | 230 | 256 |
| 7 | Rapid City | 72 | 25 | 41 | 3 | 3 | 56 | 203 | 268 |

x = Teams who clinched a playoff spot

y = Teams who clinched the division title

z = Regular Season Champion



2018-19 REGULAR SEASON SCHEDULE

OCTOBER 2018

| SUN | MON | TUE | WED | THU | FRI | SAT |
|------------------|-----|-----|-----|-----|-------------------|-------------------|
| | 1 | 2 | 3 | 4 | 5 | 6 |
| 7 | 8 | 9 | 10 | 11 | 12 ALN 7:05 | 13 |
| 14 | 15 | 16 | 17 | 18 | 19 | 20 RC 8:05 |
| 21 RC 4:05 | 22 | 23 | 24 | 25 | 26 TUL 7:05 | 27 IND 7:05 |
| 28 | 29 | 30 | 31 | | | |

NOVEMBER 2018

| SUN | MON | TUE | WED | THU | FRI | SAT |
|-------------------|-----|----------------------|-----|-----|-------------------|-------------------|
| | | | | 1 | 2 WIC 7:05 | 3 UTA 7:05 |
| 4 | 5 | 6 ALN 7:05 | 7 | 8 | 9 ALN 7:05 | 10 ALN 7:05 |
| 11 | 12 | 13 WIC 10:35AM | 14 | 15 | 16 WIC 7:05 | 17 WIC 7:05 |
| 18 | 19 | 20 | 21 | 22 | 23 WIC 7:05 | 24 |
| 25 TUL 4:05 | 26 | 27 WIC 7:05 | 28 | 29 | 30 TUL 7:05 | |

DECEMBER 2018

| SUN | MON | TUE | WED | THU | FRI | SAT |
|-----|-------------------|-------------------|-------------------|-----|-------------------|-------------------|
| | | | | | | 1 TUL 7:05 |
| 2 | 3 | 4 IND 6:05 | 5 | 6 | 7 ALN 7:05 | 8 ALN 7:05 |
| 9 | 10 | 11 | 12 IDH 8:10 | 13 | 14 IDH 8:10 | 15 IDH 8:10 |
| 16 | 17 | 18 WIC 7:05 | 19 | 20 | 21 TUL 7:05 | 22 TUL 7:05 |
| 23 | 24 | 25 | 26 | 27 | 28 TUL 7:05 | 29 WIC 7:05 |
| 30 | 31 WIC 7:05 | | | | | |

JANUARY 2019

| SUN | MON | TUE | WED | THU | FRI | SAT |
|-----|-----|------------------|------------------|-----|-------------------|-------------------|
| | | 1 | 2 ALN 7:05 | 3 | 4 RC 7:05 | 5 RC 7:05 |
| 6 | 7 | 8 IND 6:05 | 9 | 10 | 11 CIN 7:05 | 12 CIN 7:05 |
| 13 | 14 | 15 | 16 | 17 | 18 WIC 7:05 | 19 WIC 7:05 |
| 20 | 21 | 22 | 23 | 24 | 25 UTA 7:05 | 26 UTA 7:05 |
| 27 | 28 | 29 RC 7:05 | 30 | 31 | | |

HOME

AWAY

ALL GAME TIMES ARE LISTED IN CENTRAL. DATES AND TIMES ARE SUBJECT TO CHANGE.

FEBRUARY 2019

| SUN | MON | TUE | WED | THU | FRI | SAT |
|-----|-------------------|------------------|-------------------|-----|-------------------|-------------------|
| | | | | | 1 SC 7:05 | 2 SC 7:05 |
| 3 | 4 | 5 TUL 7:05 | 6 | 7 | 8 ALN 7:05 | 9 KAL 7:35 |
| 10 | 11 | 12 | 13 | 14 | 15 UTA 8:05 | 16 UTA 8:05 |
| 17 | 18 UTA 2:05 | 19 | 20 TOL 7:05 | 21 | 22 TOL 7:05 | 23 KAL 7:05 |
| 24 | 25 | 26 | 27 IDH 7:05 | 28 | | |

MARCH 2019

| SUN | MON | TUE | WED | THU | FRI | SAT |
|-------------------|-----|------------------|-------------------|-------------------|-------------------|-------------------|
| | | | | | 1 IDH 7:05 | 2 IDH 7:05 |
| 3 TUL 4:05 | 4 | 5 | 6 ALN 7:05 | 7 | 8 ALN 7:05 | 9 |
| 10 CIN 4:05 | 11 | 12 | 13 | 14 | 15 WIC 7:05 | 16 TUL 7:05 |
| 17 | 18 | 19 SC 6:05 | 20 | 21 GRN 6:00 | 22 SC 6:05 | 23 ATL 6:35 |
| 24 | 25 | 26 | 27 CIN 6:35 | 28 | 29 TOL 6:15 | 30 FW 6:30 |
| 31 IND 2:05 | | | | | | |

APRIL 2019

| SUN | MON | TUE | WED | THU | FRI | SAT |
|-----|-----|------------------|-----|-----|-----------------|-----------------|
| | 1 | 2 TUL 7:05 | 3 | 4 | 5 RC 8:05 | 6 RC 8:05 |

ALN - ALLEN AMERICANS
 ATL - ATLANTA GLADIATORS
 CIN - CINCINNATI CYCLONES
 FW - FORT WAYNE KOMETS

GRN - GREENVILLE SWAMP RABBITS
 IDH - IDAHO STEELHEADS
 IND - INDY FUEL
 KAL - KALAMAZOO WINGS
 RC - RAPID CITY RUSH

SC - SOUTH CAROLINA STINGRAYS
 TOL - TOLEDO WALLEYE
 TUL - TULSA OILERS
 UTA - UTAH GRIZZLIES
 WIC - WICHITA THUNDER



2017-18 REGULAR SEASON STATISTICS

| PLAYER | POS | GP | G | A | PTS | +/- | PIM | PPG | SHG |
|-----------------|-----|----|----|----|-----|-----|-----|-----|-----|
| Mark Cooper | F | 68 | 23 | 24 | 47 | -16 | 60 | 6 | 0 |
| Matt Robertson | F | 41 | 26 | 19 | 45 | 9 | 8 | 5 | 0 |
| Jared VanWormer | F | 70 | 22 | 20 | 42 | -6 | 27 | 14 | 0 |
| Shawn Pauly | F | 68 | 24 | 17 | 41 | -6 | 29 | 4 | 1 |
| Patch Alber | D | 71 | 5 | 35 | 40 | 6 | 54 | 0 | 0 |
| Bryce Aneloski | D | 70 | 5 | 32 | 37 | -19 | 30 | 1 | 0 |
| Mike McMurtry | F | 31 | 15 | 18 | 33 | -4 | 12 | 5 | 0 |
| Jordan Kwas | F | 65 | 11 | 22 | 33 | -18 | 31 | 3 | 0 |
| Corey Durocher | F | 50 | 10 | 14 | 24 | 5 | 17 | 0 | 1 |
| Eric Freschi | F | 50 | 7 | 17 | 24 | 4 | 77 | 0 | 0 |
| Greg Betzold | F | 50 | 7 | 15 | 22 | -7 | 34 | 2 | 0 |
| Justin Breton | F | 37 | 5 | 16 | 21 | 0 | 19 | 0 | 0 |
| Alex Brooks | D | 67 | 4 | 16 | 20 | -12 | 4 | 1 | 0 |
| Hunter Smith | F | 35 | 9 | 8 | 17 | -9 | 47 | 2 | 0 |
| Nate Widman | D | 70 | 4 | 12 | 16 | -6 | 25 | 1 | 0 |
| Darren Nowick | F | 22 | 6 | 9 | 15 | -3 | 14 | 3 | 0 |
| Dan Correale | F | 31 | 6 | 9 | 15 | -12 | 23 | 0 | 1 |
| Kayle Doetzel | D | 48 | 3 | 9 | 12 | -4 | 39 | 0 | 0 |
| Troy Donnay | D | 49 | 3 | 9 | 12 | -1 | 72 | 0 | 0 |
| Tyler Elbrecht | D | 72 | 1 | 8 | 9 | -1 | 155 | 0 | 0 |
| C.J. Eick | F | 58 | 2 | 6 | 8 | -15 | 28 | 0 | 0 |
| Danny Smith | F | 26 | 2 | 5 | 7 | -5 | 34 | 0 | 0 |
| John Schiavo | F | 20 | 3 | 3 | 6 | 1 | 4 | 0 | 0 |
| Rocco Carzo | F | 12 | 2 | 3 | 5 | -5 | 4 | 1 | 0 |
| Brogan O'Brien | F | 4 | 1 | 1 | 2 | 1 | 2 | 0 | 1 |
| Garrett Klotz | F | 3 | 0 | 1 | 1 | 0 | 14 | 0 | 0 |
| Nicholas Miglio | F | 11 | 0 | 1 | 1 | -2 | 10 | 0 | 0 |
| Mason McDonald | G | 27 | 0 | 1 | 1 | 0 | 28 | 0 | 0 |
| Tyler Parsons | G | 28 | 0 | 1 | 1 | 0 | 0 | 0 | 0 |
| Kent Nusbaum | G | 1 | 0 | 0 | 0 | 0 | 0 | 0 | 0 |
| Kent Patterson | G | 2 | 0 | 0 | 0 | 0 | 0 | 0 | 0 |
| Logan DeNoble | F | 3 | 0 | 0 | 0 | -1 | 0 | 0 | 0 |
| Chris Nell | G | 4 | 0 | 0 | 0 | 0 | 0 | 0 | 0 |
| Josh Erickson | F | 5 | 0 | 0 | 0 | -1 | 0 | 0 | 0 |
| Mavric Parks | G | 5 | 0 | 0 | 0 | 0 | 0 | 0 | 0 |
| Ales Sova | D | 6 | 0 | 0 | 0 | -5 | 4 | 0 | 0 |
| Adam Carlson | G | 16 | 0 | 0 | 0 | 0 | 0 | 0 | 0 |

2017-18 REGULAR SEASON GOALIE STATISTICS

| GOALIE | GP | MINS | GA | SO | GAA | W | L | OT | SA | SV% |
|----------------|----|------|----|----|-------|----|----|----|-----|-------|
| Mavric Parks | 5 | 296 | 12 | 1 | 2.43 | 2 | 3 | 0 | 139 | 0.914 |
| Chris Nell | 4 | 240 | 10 | 0 | 2.5 | 3 | 1 | 0 | 109 | 0.908 |
| Adam Carlson | 16 | 891 | 38 | 1 | 2.56 | 6 | 3 | 3 | 399 | 0.905 |
| Mason McDonald | 27 | 1538 | 81 | 0 | 3.16 | 11 | 14 | 0 | 762 | 0.894 |
| Tyler Parsons | 28 | 1576 | 83 | 1 | 3.16 | 12 | 12 | 2 | 849 | 0.902 |
| Kent Patterson | 2 | 125 | 7 | 0 | 3.37 | 1 | 1 | 0 | 70 | 0.9 |
| Kent Nusbaum | 1 | 8 | 1 | 0 | 7.73 | 0 | 0 | 0 | 3 | 0.667 |
| Empty Net | 35 | 30 | 8 | | 15.96 | | | | 8 | |



2018-19 CALGARY HITMEN

P.O. Box 1540 Station M, Calgary, AB, Canada T2P 3B9
 email: info@hitmenhockey.com website: hitmenhockey.com
 phone: 403-777-2177 fax: Business 403-777-2171



MIKE MOORE
 Vice President and
 Alternate Governor



JEFF CHYNOWETH
 General Manager



STEVE HAMILTON
 Head Coach

DIRECTORY

| | |
|--|---------------------------|
| Vice Chairman/CEO | Ken M. King |
| President/Governor | John Bean |
| Vice President and Alternate Governor | Mike Moore |
| General Manager | Jeff Chynoweth |
| Director of Player Personnel | Dallas Thompson |
| Head Coach | Steve Hamilton |
| Assistant Coaches | Trent Cassan, Joel Otto |
| Assistant/Goaltending Coach | Jason LaBarbera |
| Athletic Therapist | Nathan Hollinger |
| Equipment Manager | Darien Engelhardt |
| Strength & Conditioning Coach | Sean Hope-Ross |
| Video Coaches | Troy Norcross, Cass Bruni |
| Traveling Scout | Gary Michalick |
| Education Advisor/Billet Coordinator | Bernie Bajnok |
| Team Security Officer | Ken Thrower |
| Assistant Manager of Business Operations | Rob Kerr |
| Assistant Manager of Events & Fan Experience | Adwoa Yamoah |
| Broadcast/Communications Coordinator | Brad Curle |
| Communications Coordinator | Kelsey McCay |

INFORMATION

| | |
|------------------------|--|
| Game Day Ticket Sales | Phone 1-855-985-5000 |
| Group Sales/Flex Packs | Phone 403-777-4646 |
| Home Arena | Scotiabank Saddledome |
| Seating Capacity | 19,289 |
| Rink Dimensions | 200' x 85' |
| Training Camp | Edge School, Calgary, AB |
| Colours | Black, Copper, Red and White |
| Team Uniforms | (Home) - Black Base with Copper, Red and White (Away) - White Base with Copper, Red and Black |
| Conference | Eastern |
| Division | Central |

PRESS GUIDE

| | |
|-----------------------|--|
| Location of Press Box | East and West Side |
| Press Entry | From Lot D, Southeast Entrance |
| Radio Station | Sportsnet 960-The Fan |
| Broadcasters | Brad Curle Ken Thrower |
| Local Newspaper | Calgary Herald, Calgary Sun, Metro Calgary |
| TV Affiliate | Sportsnet West |

2018-19 ROSTER (NUMBER/NAME/POSITION)

| | | |
|-----------------------------------|--|-----------------------------------|
| 1..... Stankowski, Carl G | 11..... Zimmermann, Cael LW | 22..... Bader, Bryce C |
| 2..... Krebs, Dakota D | 12..... Kastelic, Mark C | 23..... Huber, Zach RW |
| 3..... Schmiemann, Dom D | 14..... Korczak, Ryder* C | 24..... Coleman, Luke LW |
| 4..... Toder, Layne D | 15..... Nielsen, Tristen C | 27..... Carriere, Tye* LW |
| 5..... van de Leest, Jackson .. D | 16..... Kryski, Jake C | 28..... Wiesblatt, Orca RW |
| 6..... Prokop, Luke* D | 17..... Campbell, Hunter RW | 31..... McNaughton, Jack* G |
| 7..... Klassen, Devan* D | 18..... Stotts, Riley C | 33..... Armitage, Matthew G |
| 8..... Yeryomenko, Vladislav .. D | 19..... Focht, Carson C | |
| 9..... Zamula, Egor D | 21..... Fiddler-Schultz, Riley* ... LW | |

*ROOKIE



2018-19 REGULAR SEASON SCHEDULE

SEPTEMBER 2018

| SUN | MON | TUE | WED | THU | FRI | SAT |
|------------------|-----|-----|-----|-----|-----------------------|-------------------|
| | | | | | 31 AUG KTN 3:00 | 1 RD 7:00 |
| 2 | 3 | 4 | 5 | 6 | 7 EDM 7:00 | 8 EDM 7:00 |
| 9 | 10 | 11 | 12 | 13 | 14 KTN 7:00 | 15 KTN 7:00 |
| 16 | 17 | 18 | 19 | 20 | 21 | 22 KTN 7:00 |
| | | | | | 28 RD 7:00 | 29 EDM 7:00 |
| 30 RD 4:00 | | | | | | |

OCTOBER 2018

| SUN | MON | TUE | WED | THU | FRI | SAT |
|-------------------|-----------------|------------------|-------------------|-----|-------------------|-------------------|
| | 1 | 2 | 3 | 4 | 5 SAS 7:00 | 6 |
| 7 | 8 PA 2:00 | 9 | 10 | 11 | 12 LET 7:00 | 13 |
| 14 REG 2:00 | 15 | 16 PA 7:00 | 17 SAS 7:00 | 18 | 19 MJ 7:00 | 20 BDN 6:30 |
| 21 | 22 | 23 RD 7:00 | 24 | 25 | 26 LET 7:00 | 27 |
| 28 SAS 4:00 | 29 | 30 | 31 | | | |

NOVEMBER 2018

| SUN | MON | TUE | WED | THU | FRI | SAT |
|-------------------|-----|-------------------|-------------------|-----|-------------------|-------------------|
| | | | | 1 | 2 MH 7:00 | 3 RD 1:30 |
| 4 MH 6:00 | 5 | 6 | 7 | 8 | 9 LET 7:00 | 10 |
| 11 KTN 4:00 | 12 | 13 | 14 | 15 | 16 KTN 7:00 | 17 SPO 8:05 |
| 18 | 19 | 20 EVT 8:05 | 21 POR 8:00 | 22 | 23 SEA 8:35 | 24 TC 8:05 |
| 25 | 26 | 27 | 28 | 29 | 30 RD 7:00 | |

DECEMBER 2018

| SUN | MON | TUE | WED | THU | FRI | SAT |
|-------------------|-----|-----|-----|-----|-------------------|-------------------|
| | | | | | | 1 EDM 7:00 |
| 2 MJ 4:00 | 3 | 4 | 5 | 6 | 7 SC 7:00 | 8 |
| 9 KAM 2:00 | 10 | 11 | 12 | 13 | 14 KEL 7:00 | 15 EDM 4:00 |
| 16 LET 4:00 | 17 | 18 | 19 | 20 | 21 | 22 |
| 23 | 24 | 25 | 26 | 27 | 28 EDM 7:00 | 29 |
| 30 VAN 2:00 | 31 | | | | | |

JANUARY 2019

| SUN | MON | TUE | WED | THU | FRI | SAT |
|-------------------|-----|-------------------|------------------|-----|-------------------|-------------------|
| | | 1 VIC 1:00 | 2 | 3 | 4 RD 7:00 | 5 MH 1:30 |
| 6 | 7 | 8 | 9 MJ 6:00 | 10 | 11 SAS 6:00 | 12 PA 7:00 |
| 13 | 14 | 15 | 16 | 17 | 18 | 19 EDM 1:30 |
| 20 RD 4:00 | 21 | 22 | 23 | 24 | 25 PG 7:00 | 26 |
| 27 KTN 2:00 | 28 | 29 REG 6:00 | 30 SC 6:00 | 31 | | |

FEBRUARY 2019

| SUN | MON | TUE | WED | THU | FRI | SAT |
|------------------|-----|-----|----------------------|-----|-------------------|------------------|
| | | | | | 1 BDN 7:00 | 2 RD 7:00 |
| 3 | 4 | 5 | 6 REG 7:00 | 7 | 8 PA 7:00 | 9 |
| 10 MJ 4:00 | 11 | 12 | 13 LET 7:00 | 14 | 15 MH 7:00 | 16 MH 7:30 |
| 17 | 18 | 19 | 20 BDN 6:00 | 21 | 22 REG 6:00 | 23 SC 6:00 |
| 24 | 25 | 26 | 27 SC 11:00 AM | 28 | | |

MARCH 2019

| SUN | MON | TUE | WED | THU | FRI | SAT |
|-------------------|-----|-----|-----------------|-----|------------------|-------------------|
| | | | | | 1 BDN 7:00 | 2 KTN 7:00 |
| 3 KTN 4:00 | 4 | 5 | 6 MH 7:00 | 7 | 8 EDM 7:00 | 9 LET 7:00 |
| 10 | 11 | 12 | 13 | 14 | 15 | 16 EDM 2:00 |
| 17 EDM 2:00 | 18 | 19 | 20 | 21 | 22 | 23 |
| 24 | 25 | 26 | 27 | 28 | 29 | 30 |
| 31 | | | | | | |

HOME AWAY PRE-SEASON

All game times are MT. Game times are subject to change.



Hitmen games broadcast live on Sportsnet 960-The Fan (960 AM) radio. During Flames games the Hitmen broadcasts are available on www.sportsnet.ca/960



HOME AWAY PRE-SEASON



2019 CALGARY ROUGHNECKS

P.O. Box 1540 Station M, Calgary, AB, Canada T2P 3B9
email: info@calgaryroughnecks.com **website:** calgaryroughnecks.com
phone: 403-777-2177 | **fax:** 403-777-2171



MIKE BOARD
General Manager



CURT MALAWSKY
Head Coach &
Assistant GM



BOB McMAHON
Assistant Coach



ROB WILLIAMS
Assistant Coach

DIRECTORY

| | |
|---|---------------------------|
| Vice Chairman & CEO | Ken King |
| President & Governor | John Bean |
| Vice President & Alternate Governor | Mike Moore |
| General Manager | Mike Board |
| Manager of Business Operations | Melissa Blades |
| Assistant Manger of Events & Fan Experience | Adwoa Yamoah |
| Communications Coordinator | Kelsey McCay |
| Head Coach & Assistant GM | Curt Malawsky |
| Assistant Coaches | Bob McMahon, Rob Williams |
| Equipment Manager | Chris Norton |
| Athletic Therapist..... | Brad Hughes |
| Physical Therapist..... | Neil Hergott |
| Team Doctor | Marcus Robinson |
| Team Dentist | Brian Sacks |

INFORMATION

| | |
|------------------------------|-----------------------------------|
| Game Day Ticket Sales | Phone 1-855-985-0000 |
| Group Sales/Flex Packs | Phone 403-777-4646 |
| Home Arena | Scotiabank Saddledome |
| Seating Capacity | 19,289 |
| Floor Dimensions | 200' x 85' |
| Colours | Red, White and Black |
| Team Uniforms | (Home) - Red with Black trim |
| | (Away) - White with Black trim |
| | (Alternate) - Black with Red trim |
| Conference | West |

PRESS GUIDE

| | |
|-----------------------------|--|
| Location of Press Box | East and West Side |
| Press Entry | From Lot D, Southeast Entrance |
| Radio Station | Sportsnet 960 The FAN |
| Local Newspaper | Calgary Herald, Calgary Sun, Metro Calgary |

TICKET PRICING

| | |
|--------------------------------------|------------|
| Adult Season Tickets | \$31/seat* |
| Child & Student Season Tickets | \$23/seat* |

*PLUS APPLICABLE FEES



2019 CALGARY ROUGHNECKS SCHEDULE



All games listed in Mountain Standard time and are subject to change.
Visit calgaryroughnecks.com for the most up-to-date information.



SATURDAY
DEC. 1 | 7 PM
AT COLORADO



SATURDAY
DEC. 15 | 7 PM
AT CALGARY



FRIDAY
DEC. 21 | 8 PM
AT VANCOUVER



FRIDAY
DEC. 28 | 7 PM
AT CALGARY



SATURDAY
JAN. 12 | 7 PM
AT CALGARY



FRIDAY
JAN. 18 | 8 PM
AT SAN DIEGO



SUNDAY
JAN. 21 | 1 PM
AT COLORADO



SATURDAY
FEB. 2 | 7 PM
AT CALGARY



SATURDAY
FEB. 9 | 6:30 PM
AT SASKATCHEWAN



SATURDAY
FEB. 16 | 5:30 PM
AT BUFFALO



SATURDAY
MAR. 2 | 6:30 PM
AT SASKATCHEWAN



SATURDAY
MAR. 9 | 7 PM
AT CALGARY



SATURDAY
MAR. 16 | 7 PM
AT CALGARY



SATURDAY
MAR. 23 | 5:30 PM
AT ROCHESTER



SATURDAY
MAR. 30 | 7 PM
AT CALGARY



SATURDAY
APR. 6 | 10 AM
AT PHILADELPHIA



SATURDAY
APR. 13 | 7 PM
AT CALGARY



SATURDAY
APR. 20 | 7 PM
AT CALGARY



2018 CALGARY STAMPEDERS

McMahon Stadium, 1817 Crowchild Trail NW, Calgary, AB, Canada T2M 4R6
email: stampeder@stampeders.com **website:** stampeders.com
phone: 403-289-0205 | **fax:** 403-282-6741



JOHN HUFNAGEL
 President, General
 Manager & Executive
 Committee Member



DAVE DICKENSON
 Head Coach



MIKE FRANCO
 Senior Director,
 Business Operations and
 Executive Committee
 Member

EXECUTIVES

Chairman and CFL Governor Ken King
 Executive Committee Member and CFL Alternate Governor Doug Mitchell
 Executive Committee Member David Sapunjis
 Executive Committee Member Alvin Libin
 Executive Committee Member John Bean
 President, General Manager and Executive Committee Member John Hufnagel
 Senior Director, Business Operations and Executive Committee Member Mike Franco

FOOTBALL OPERATIONS

Head Coach Dave Dickenson
 Defensive Coordinator DeVone Claybrooks
 Special Teams Coordinator Mark Kilam
 Receivers Coach Pete Costanza
 Running Backs Coach Marc Mueller
 Quarterbacks Coach Ryan Dinwiddie
 Offensive Line Coach Pat DeMonaco
 Linebackers Coach Brent Monson
 Defensive Backs Coach Joshua Bell
 Defensive Line Coach Corey Mace
 Assistant General Manager, Director, Football Operations Michael Petrie
 Director, Canadian Scouting Brendan Mahoney
 Director, U.S. Scouting Cole Hufnagel
 Scout / Football Operations Coordinator Kyle Carson
 Director, Football Administration Geoff Crane
 Chaplain Rodd Sawatzky
 Head Athletic Therapist Josh Termeer
 Equipment Manager George Hopkins
 Director, Video Operations / IT Coordinator Ross Folan
 Director, Communications Jean Lefebvre

INFORMATION

Game Day Ticket Sales 403-289-0258
 Group Tickets groupsales@stampeders.com
 Home Stadium McMahon Stadium
 Seating Capacity 35,400
 Team Uniforms (Home) - Red with White and Black Trim
 (Away) - White with Red and Black Trim
 Division West

PRESS GUIDE

Location of Press Box West
 Side Press Entry South Lot
 Radio Station News Talk 770
 Local Newspaper Calgary Sun / Calgary Herald



CALGARY FLAMES SEATING BOWL AND TICKET OPTIONS



SECTION

DOOR PRICES

| | | |
|------------------|--|----------|
| CLUB** | CHRYSLER CLUB 115-122, Rows 1-13..... | \$267.04 |
| GOLD** | 201-202, Row 1 / 208-228, Row 1 | \$279.18 |
| REST. | Saddleroom Grill | \$152.20 |
| SILVER | 201-202, Row 2 / 207-228, Row 2 | \$196.08 |
| RED 1 | 107-111 / 200 Level Rows 3-4 / 204-206, Row 9..... | \$171.80 |
| RED 2 | 209-215, Rows 5-10 / 223-228, Rows 5-10 / 201, Rows 5-10 / 204-206, Row 10 only | \$146.59 |
| WHITE | 201 Rows 11-16/209-215, Rows 11-16/223-228, Rows 11-16/202-203, Rows 5-10/207-208, Rows 5-10/216-222, Rows 5-10..... | \$116.72 |
| BLUE | 201/209-215/223-228, Rows 17+..... | \$111.11 |
| ORANGE | 202-208, Rows 11-16 / 216-222, Rows 11-16 | \$77.50 |
| GREEN | 202-208, Rows 17+ / 216-222, Rows 17+ | \$61.63 |
| BLACK 1 | PL 1-18, Row 1..... | \$43.88 |
| BLACK 2-3 | PL1-18, Rows 2-3 | \$38.28 |
| PLE/PLW | Press Level East/Press Level West | \$36.41 |
| WC | WC | \$91.50 |
| WC1 | WC1 | \$101.77 |
| WC2 | WC2 | \$66.29 |

Call 403-777-4646

calgaryflames.com

* Premium pricing may apply ** Club membership required
PRICES DO NOT INCLUDE GST OR SPFF



OCTOBER 2018

| SUN | MON | TUE | WED | THU | FRI | SAT |
|-------------------------|----------------------|-----------------------|-------------------------|-----------------------|-------------------------|------------------------|
| | 1 | 2 | 3 SN VAN 8:00 | 4 | 5 | 6 HNIC VAN 8:00 |
| 7 | 8 | 9 SNF NSH 6:00 | 10 | 11 SNF STL 6:00 | 12 | 13 HNIC COL 8:00 |
| 14 | 15 | 16 | 17 SN360 BOS 7:30 | 18 | 19 SN360 NSH 7:00 | 20 |
| 21 SN360 NYR 5:00 | 22 | 23 SNF MTL 5:30 | 24 | 25 SNW PIT 7:00 | 26 | 27 SN1 WSH 2:00 |
| 28 | 29 SN TOR 5:00 | 30 SNF BUF 5:00 | 31 | | | |

NOVEMBER 2018

| SUN | MON | TUE | WED | THU | FRI | SAT |
|-------------------------|-----------------------|-----|-----------------------|-----------------------|-----------------------|------------------------|
| | | | | 1 SN1 COL 7:00 | 2 | 3 HNIC CHI 8:00 |
| 4 | 5 | 6 | 7 SNW ANA 8:30 | 8 | 9 | 10 HNIC LAK 8:00 |
| 11 SN360 SJS 7:00 | 12 | 13 | 14 | 15 SNW MTL 7:00 | 16 | 17 HNIC EDM 8:00 |
| 18 | 19 SNW VGK 7:00 | 20 | 21 SN WPG 8:00 | 22 | 23 SN1 VGK 4:00 | 24 |
| 25 SN ARI 1:00 | 26 | 27 | 28 SN1 DAL 7:00 | 29 | 30 SNW LAK 7:00 | |

DECEMBER 2018

| SUN | MON | TUE | WED | THU | FRI | SAT |
|-----------------------|-----------------------|-----------------------|----------------------|-----------------------|-----|--------------------------|
| | | | | | | 1 |
| 2 SNW CHI 5:00 | 3 | 4 SNW CBJ 5:00 | 5 | 6 SNW MIN 7:00 | 7 | 8 HNIC NSH 8:00 |
| 9 SN EDM 7:00 | 10 | 11 | 12 SN PHI 6:30 | 13 | 14 | 15 SNW MIN 11:30AM |
| 16 SNW STL 1:00 | 17 | 18 SNW DAL 6:30 | 19 | 20 SNW TBL 7:00 | 21 | 22 SNW STL 2:00 |
| 23 | 24 SN1 SJS 7:00 | 25 | 26 | 27 SNW WPG 6:00 | 28 | 29 HNIC VAN 8:00 |
| 30 | 31 | | | | | |

JANUARY 2019

| SUN | MON | TUE | WED | THU | FRI | SAT |
|-----------------------|----------------------|-----------------------|-----------------------|----------------------|-----------------------|-------------------------|
| | | 1 | 2 SNW DET 5:00 | 3 SNW BOS 5:00 | 4 | 5 SNW PHI 11:00AM |
| 6 | 7 SNW CHI 6:30 | 8 | 9 SNW COL 7:30 | 10 | 11 SNW FLA 7:00 | 12 |
| 13 SN1 ARI 7:30 | 14 | 15 | 16 SN1 BUF 7:30 | 17 | 18 SNW DET 7:00 | 19 HNIC EDM 8:00 |
| 20 | 21 | 22 SNW CAR 7:00 | 23 | 24 | 25 | 26 |
| 27 | 28 | 29 | 30 | 31 | | |

HOME
AWAY

ALL GAME TIMES ARE LISTED IN MT. DATES AND TIMES ARE SUBJECT TO CHANGE.

FEBRUARY 2019

| SUN | MON | TUE | WED | THU | FRI | SAT |
|---------------------------|-----------------------|-----------------------|-----------------------|-----------------------|-----------------------|--------------------------|
| | | | | | 1 SNW WSH 5:00 | 2 |
| 3 SN360 CAR 12:00PM | 4 | 5 | 6 | 7 SN1 SJS 7:00 | 8 | 9 HNIC VAN 8:00 |
| 10 | 11 | 12 SNW TBL 5:30 | 13 | 14 SNW FLA 5:00 | 15 | 16 SNW PIT 11:00AM |
| 17 | 18 SNW ARI 2:00 | 19 | 20 SN1 NYI 7:30 | 21 | 22 SNW ANA 7:00 | 23 |
| 24 SN OTT 5:00 | 25 | 26 SNW NYI 5:00 | 27 SN1 NJD 5:00 | 28 | | |

MARCH 2019

| SUN | MON | TUE | WED | THU | FRI | SAT |
|-----------------------|-----------------------|-----------------------|-----------------------|-----------------------|-----------------------|------------------------|
| | | | | | 1 | 2 HNIC MIN 8:00 |
| 3 | 4 SNW TOR 7:00 | 5 | 6 SN1 VGK 8:30 | 7 SNF ARI 7:00 | 8 | 9 |
| 10 SN1 VGK 7:30 | 11 | 12 SNW NJD 7:00 | 13 | 14 | 15 SNW NYR 7:00 | 16 HNIC WPG 5:00 |
| 17 | 18 | 19 SNW CBJ 7:00 | 20 | 21 SNW OTT 7:00 | 22 | 23 HNIC VAN 8:00 |
| 24 | 25 SNW LAK 7:00 | 26 | 27 SN1 DAL 7:30 | 28 | 29 SNW ANA 7:00 | 30 |
| 31 | | | | | | |

APRIL 2019

| SUN | MON | TUE | WED | THU | FRI | SAT |
|-----|----------------------|-----|----------------------|-----|-----|-----------------------|
| | 1 SNW LAK 8:00 | 2 | 3 SNW ANA 8:30 | 4 | 5 | 6 HNIC EDM 8:00 |
| 7 | 8 | 9 | 10 | 11 | 12 | 13 |

REGIONAL BROADCASTS
SNW - SPORTSNET WEST
SNF - SPORTSNET FLAMES
LISTEN LIVE!
SPORTSNET 960
THE FAN

NATIONAL BROADCASTS
SN - SPORTSNET
SN1 - SPORTSNET ONE
SN360 - SPORTSNET 360
HNIC - CBC HOCKEY NIGHT IN CANADA

2018-19 THEME NIGHTS AND SPECIAL EVENTS

- OCT. 6, 2018.....SCOTIABANK HOME OPENER
- OCT. 27, 2018.....HALLOWEEN GAME
- NOV. 3, 2018.....REMEMBRANCE DAY GAME
- NOV. 19, 2018.....HOCKEY FIGHTS CANCER
- NOV. 30, 2018.....FLAMES FOUNDATION NIGHT
- DEC 22, 2018CHRISTMAS GAME
- DEC. 31, 2018NEW YEAR'S EVE GAME
- JAN. 22, 2019 CANADIAN ARMED FORCES APPRECIATION NIGHT
- FEB. 7, 2019.....HOCKEY TALKS
- FEB. 18, 2019.....CLUB FLAMES GAME
- APR. 6, 2019.....FAN APPRECIATION NIGHT

CALGARY 
FLAMES

RETRO JERSEY

ADIZERO
THE ONLY
AUTHENTIC



Fan Attic

**NOW AVAILABLE AT ALL RETAIL LOCATIONS AND
ONLINE AT FLAMESPORT.COM**



Your child could lead their hockey heroes onto the ice.

Enter the [Scotiabank Skaters contest!](#)

Prize includes:

- 4 tickets to the game
- A Calgary Flames jersey
- Scotia Hockey Club swag including a digital customized player card of your child

Go to www.scotiabankskaters.com for full contest details.

You're richer than you think.®



® Registered trademarks of The Bank of Nova Scotia. NHL and the NHL Shield are registered trademarks of the National Hockey League. © NHL 2018-19. All Rights Reserved. The Calgary Flames name and associated logos are trademarks of Calgary Flames Hockey Corp. and are used under license.